



# NEWS RELEASE

OFFICE OF ASSISTANT SECRETARY OF DEFENSE  
(PUBLIC AFFAIRS)

WASHINGTON, D.C. - 20301

**PLEASE NOTE DATE**

HOLD FOR RELEASE

February 7, 2000

No. 045-00

(703)695-0192(media)

(703)697-5737(public/industry)

## DEPARTMENT OF DEFENSE BUDGET FOR FY 2001

Secretary of Defense William S. Cohen today released details of President Clinton's Fiscal Year (FY) 2001 defense budget. The budget requests \$291.1 billion in budget authority and \$277.5 billion in outlays for the Department of Defense (DoD).

Secretary Cohen stressed that the budget protects the President's commitment to preserving America's military excellence. Last year President Clinton allocated to DoD an added \$112 billion for FY 2000-2005. In the new budget that commitment is reinforced by more added funding -- \$4.8 billion in FY 2001, primarily for operations in Bosnia and Kosovo and for higher fuel costs. DoD budget authority real growth exceeds 1 percent in FY 2001.

The Secretary noted that the new budget continues DoD's post-Cold War transformation of the U.S. defense posture, as recommended by his 1997 Quadrennial Defense Review (QDR). In characterizing progress on that transformation, he said, "The foundation is laid, blueprints are agreed upon, and key building blocks are in place." But he cautioned that, "more hard work and tough choices are needed."

Last year's budget included the largest increase in military compensation in a generation. This year's plan calls for a base pay raise of 3.7 percent, a major boost in the Basic Allowance for Housing for military members living off-base, and several improvements in health care.

DoD leaders emphasize that the budget will sustain current high levels of readiness, and its full funding for Bosnia and Kosovo operations is key to protecting those levels.

The budget includes \$60 billion for procurement in FY 2001, fulfilling a major Clinton Administration and QDR goal. Investments include both cutting-edge new systems like the F-22 fighter as well as cost-effective upgrades to existing systems.

DoD leaders stress that the budget reflects a strong focus on post-Cold War threats like terrorism. It also includes the projected funding needed to deploy a limited national missile defense system by 2005, should the President order such a deployment later this year.

#961

## People and Quality of Life

The FY 2001 budget continues the Department's emphasis on the quality of life of its military people and their families -- with special attention to pay, housing, and health care.

For military pay, the request builds on last year's substantial enhancements. Responding to emerging concerns about recruiting and retention, the President's FY 2000 budget proposed the largest increase in military compensation in a generation. He requested the highest base pay boost since 1982, improvements in military retirement pay, and changes in pay tables to enlarge raises associated with promotions. Congress approved and increased this benefits package, and now the FY 2001 budget reflects implementation of this dramatic multi-year upgrade in military compensation. The request raises military base pay 3.7 percent, which is .5 percentage points above the forecasted rate of civilian wage growth (employment cost index or ECI). It also fully funds the pay table reforms and changes in military retirement approved last year.

For housing, the new budget proposes a Basic Allowance for Housing (BAH) plan that in FY 2001 will reduce out-of-pocket costs for military members from 19 to 15 percent relative to nation-wide housing prices. The plan will completely eliminate such costs by 2005 -- so that off-base members could have no out-of-pocket housing expenses, the same as for on-base members. FY 2001-2005 funding to achieve this exceeds \$3 billion. Increasing BAH should reduce the demand for on-base housing, which will help DoD eliminate some of its older, high-cost units and make better use of DoD housing funds. This, together with ongoing DoD and private sector efforts, will advance significantly our critical long-term goals -- most notably elimination of inadequate family housing units by 2010.

For health care, the FY 2001 budget continues the Department's commitment to strong funding for the Defense Health Program (DHP). Also this year major improvements are proposed, including initiatives to (1) eliminate co-payments for active duty family members enrolled in TRICARE Prime and receiving civilian care; (2) expand TRICARE Prime Remote to active duty family members living far away from military treatment facilities, which will improve their access to care and cut their costs; (3) improve contracting practices to enhance access to care, ease enrollment, and provide a more uniform benefit; and (4) optimize the utilization of military treatment facilities to bolster medical readiness and increase access to such facilities. Additionally, the Department is studying a wide range of other improvements, including options to improve health care benefits for over-65 military retirees.

## Readiness

The FY 2001 budget reflects the Department's continuing emphasis on high readiness for U.S. forces. Readiness needs are funded mostly in Operation and Maintenance (O&M) accounts, which total \$109.3 billion in FY 2001. The request fully funds the Military Services' O&M budgets so that their operations, training, and maintenance goals can be met. It sustains prudent readiness levels for Army tank miles, Navy steaming days per quarter, and flying hours for all the Military Services.

Land forces FY 2001-2005 plans begin a major transformation of the Army in line with its future warfighting vision. The Army will combine ongoing digitization with accelerated development of new technologies for propulsion, protection, firepower, and logistics. Near term, the budget for FY 2001-2005 includes \$4.5 billion for selection and procurement of a Medium Armored Vehicle (MAV) for redesigned combat units. Some of this funding comes from the termination or restructuring of programs geared to tank-heavy warfare.

Marine Corps modernization features the V-22 tilt-rotor aircraft, the Advanced Amphibious Assault Vehicle, and upgrades of utility and attack helicopters and AV-8B and F/A-18A aircraft. The V-22's superior range, speed, and payload will be especially critical to fulfilling the Marines Corps' vision for future sea-based power projection.

Naval forces Modernization of naval forces includes procurement of the DDG-51 destroyer, LPD-17 amphibious transport dock ship, T-ADC(X) logistics support ship, and new attack submarine. The FY 2001 budget funds the tenth and final Nimitz-class aircraft carrier (CVN-77) and supports development of the next generation carrier. The budget reflects net savings projected from several smart-ship initiatives aimed at reducing personnel requirements on existing ships.

The transformation of U.S. forces is exemplified by the Navy's new DD-21 destroyer. Its design will emphasize stealth, lower operating costs, and multi-mission use. It is planned to operate with fewer than 100 sailors vice 300 for today's destroyers. The DD-21's revolutionary electric-drive propulsion system will save space, cut noise, and economically deliver abundant power. Procurement of the DD-21 will begin in FY 2005.

Mobility forces The FY 2001 budget advances the QDR-stressed capability of projecting military power to distant regions. Procurement of 120 C-17 aircraft will be completed by FY 2003, and further purchases are planned after that. The C-5 transport and KC-135 tanker will receive major avionics upgrades and other enhancements. FY 2001 Procurement funds two Air Force C-130J aircraft and two Marine Corps KC-130J tankers.

### **Reshaping U.S. Forces and Adapting to New Threats and Opportunities**

The QDR called for a fundamental reshaping of U.S. forces to capitalize on the emerging Revolution in Military Affairs (RMA), which emphasizes superior information capabilities and other advanced technologies. To guide the reshaping, the QDR endorsed Joint Vision 2010, a conceptual template for how U.S. forces will fight and achieve dominance across the full spectrum of military operations.

This reshaping, as well as an intensified focus on post-Cold War threats, is reflected in the plans and programs supported by the FY 2001 budget. The substantial progress of the U.S. military in adapting to post-Cold War threats and opportunities continues to be demonstrated in its superlative performance in diverse and difficult challenges around the globe, and was vividly evident in last year's Kosovo operation.

Also a top DoD priority is a strong theater air and missile defense program -- aimed at meeting current regional threats. The budget continues to advance the goal of deploying systems that can protect forward-deployed U.S. forces, as well as allies and friends. To defeat shorter-range missiles, key lower-tier programs currently are the Patriot Advanced Capability-3 (PAC-3) and Navy Area Defense systems. Key upper-tier programs are the Theater High Altitude Area Defense (THAAD) and Navy Theater Wide systems. To defeat theater-range missiles during their boost phase, development of the Airborne Laser and Space-Based Laser is continuing.

### **Reserve Components**

The FY 2001 budget continues the reshaping of its reserve components to give them greater capabilities for use across a wide spectrum of operations and to advance the critically important integration of the active and reserve components. It includes \$23.9 billion for reserve component personnel, O&M, procurement, and military construction accounts.

The FY 2001 budget advances plans for reserve component support to civil authorities for response to domestic incidents involving weapons of mass destruction (WMD). With congressional approval, the FY 2001 budget will enable the Department to support a total of 27 WMD Civil Support (CS) Teams -- formerly called RAID teams. Additionally, the budget funds continuation of the Department's Civil Military Programs, including the National Guard ChalleNGe program; renewed support for the DoD STARBASE Program; and the Innovative Readiness Training Program, which provides military training opportunities while simultaneously benefiting America's civilian communities.

### **Achieving a 21<sup>st</sup> Century Defense Infrastructure**

The QDR emphasized that a transformed U.S. defense posture requires a transformed DoD infrastructure. The Department has to become leaner and more efficient in order to serve the warfighter faster, better, and cheaper. The QDR also recognized that high priorities like weapons modernization could be fulfilled only with a large influx of infrastructure savings.

Secretary Cohen's Defense Reform Initiative (DRI) continues to spearhead DoD's comprehensive campaign to streamline and reform DoD support activities. Processes and systems (e.g., financial management and travel) are being overhauled. Scores of successful private sector practices are being implemented. Competition/reengineering of DoD positions and functions are ensuring that they get performed by the most efficient organization -- public or private. Expanded use of the purchase card is reaping savings and boosting customer service. By the end of this year, the Department will have put into place the most important building blocks of an historic overhaul of how it does business.

The post-Cold War transformation of America's defense posture will not be complete until excess military bases and facilities are cut. To that end the FY 2001 budget includes funding to implement two more rounds of base closure and realignment (BRAC) in 2003 and 2005. Once fully implemented these rounds are projected to save about \$3 billion per year. Congressional approval of these new BRAC rounds is urgently needed in order to shift scarce defense dollars from excess infrastructure to genuine military requirements.



# Land Forces

(R&D and Procurement \$ in Millions)

FY 99   FY 00   FY 01   FY 02   FY 03   FY 04   FY 05

## Bradley Upgrade

Quantities	73	80	125	150	150	150	150
Dollars	363	294	353	396	399	418	400

## M1 Abrams upgrade

Quantities	120	120	80	80	80	43	24
Dollars	683	636	502	566	456	343	148

## Advanced Amphibious Assault Vehicle

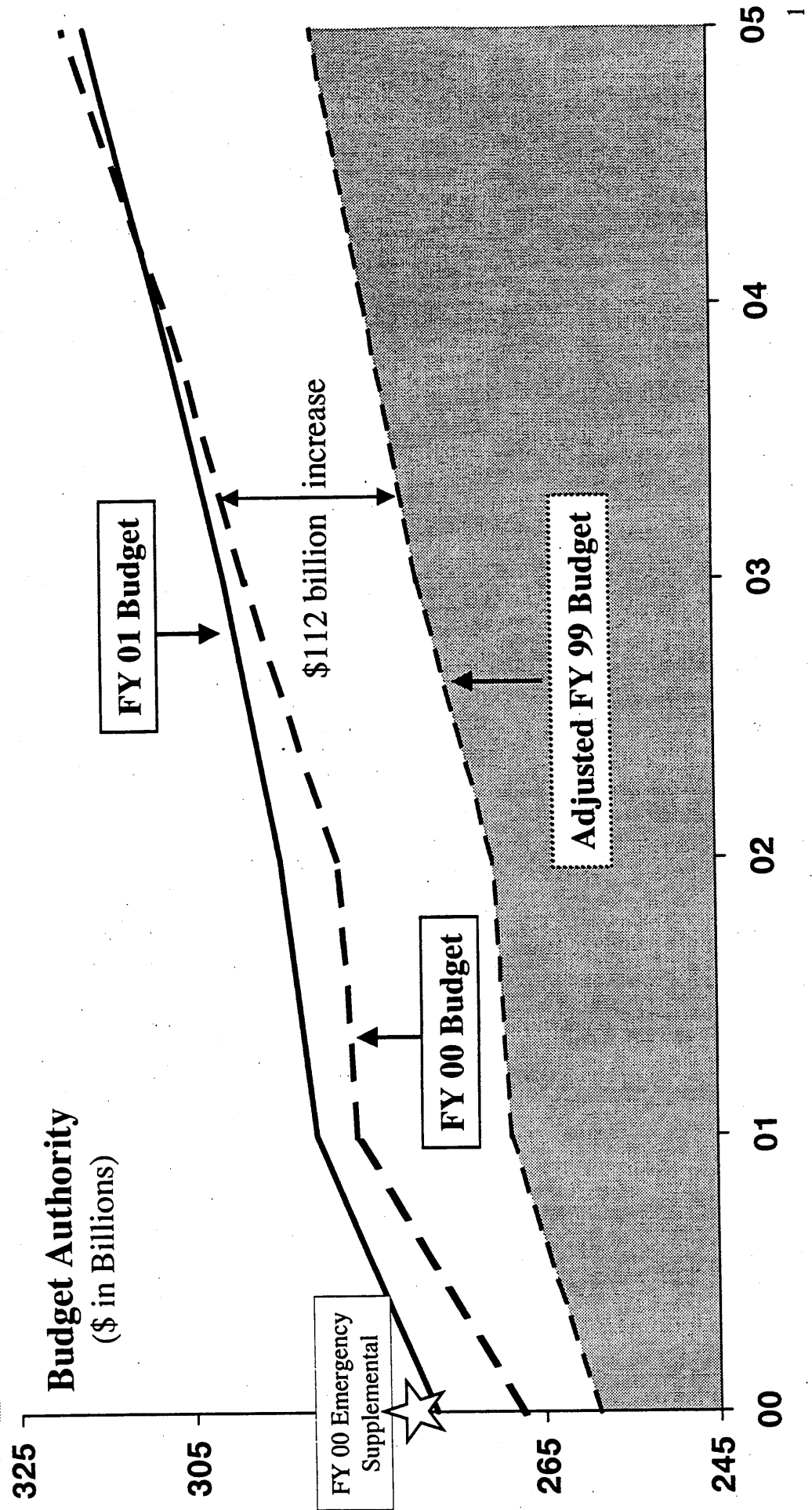
Quantities	-	-	-	-	-	35	66
Dollars	101	114	138	179	215	455	615



# FY 2001 Defense Budget

February 2000

# DoD Funding Increased



# Financing the DoD Increase

(BA in Billions)



	<u>FY 00</u>	<u>FY 01</u>	<u>FY 02</u>	<u>FY 03</u>	<u>FY 04</u>	<u>FY 05</u>	<u>FY 01-05</u>
<b>FY 00 Budget</b>	267.2	286.4	288.3	298.7	307.6	318.9	1,499.8
Contingencies	-	2.2	1.0	1.0	1.0	1.0	6.2
Fuel Costs	-	1.4	0.6	0.4	0.5	0.5	3.4
Other Increases	-	1.2	0.4	0.2	0.2	0.2	2.2
Re-phasing	-	-	4.5	0.6	(0.9)	(4.2)	0
<b>FY 01 Budget</b>	277.6	<b>291.1</b>	294.8	300.9	308.3	316.4	1,511.6

Supplemental  
Request 2.3



# FY 2000 Emergency Supplementals

(Dollars in Millions)



• Contingency Operations	2,123
• Colombia Supplemental	137
• Storm Damage	27

**Total FY 2000 Request 2,288**

# Major Contingencies

(Dollars in Billions)



<u>Operations</u>	<u>FY 1999</u>	<u>FY2000</u>	<u>FY 2001</u>
• SW Asia	1.2	1.1	1.1
• Bosnia	1.5	1.6	1.4
• Kosovo	<u>3.0</u>	<u>2.0</u>	<u>1.7</u>
Total	5.7	4.7	4.2

# How the Budget Supports the QDR Strategy



Budget increases supported each element of

## Shape-Respond-Prepare strategy

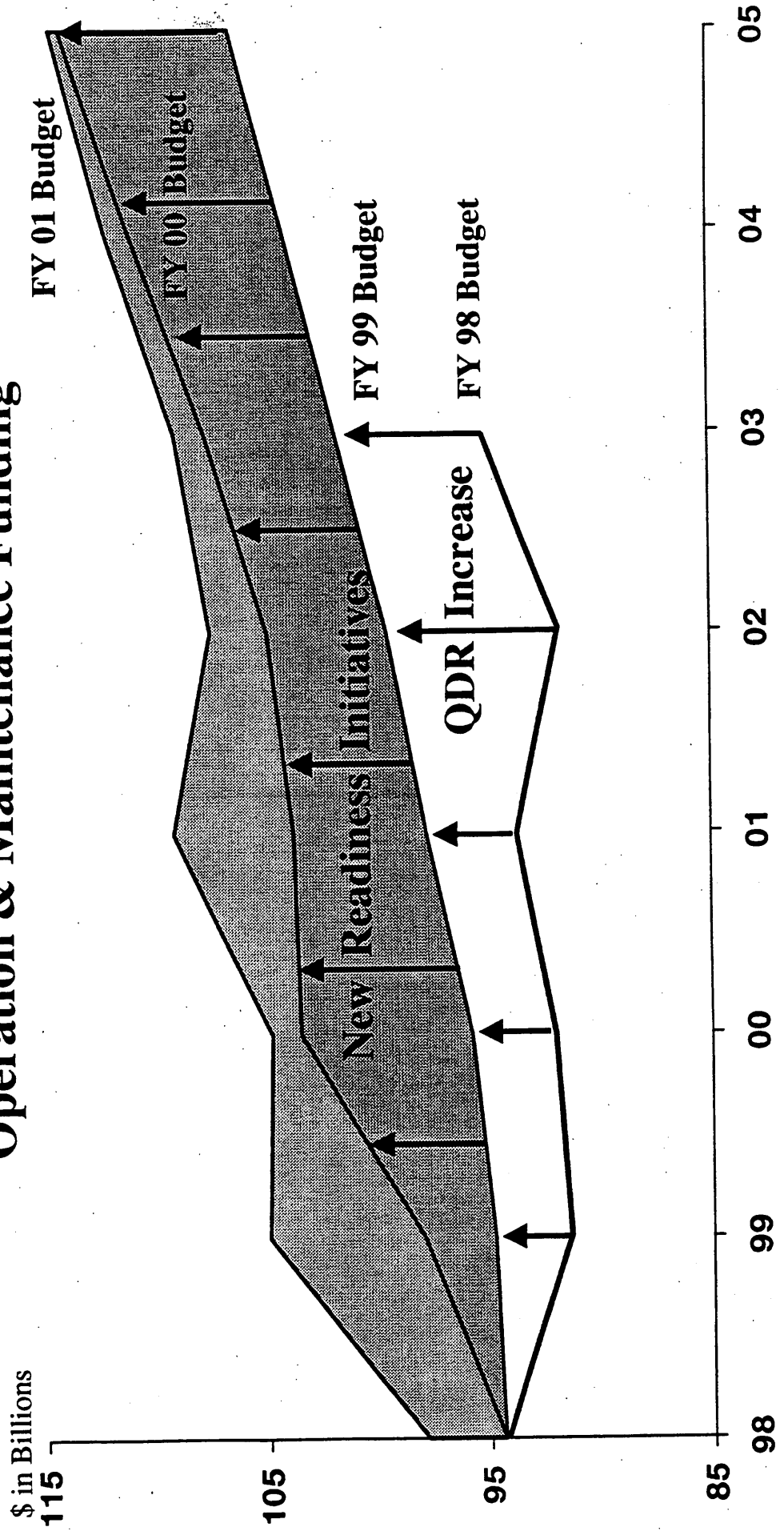
### Highest priorities

- Readiness requirements funded
- Quality of life programs enhanced
- Procurement goal achieved
- Efforts to reshape the force supported
- Defense reform initiatives continued

# Current Readiness: A Top Priority



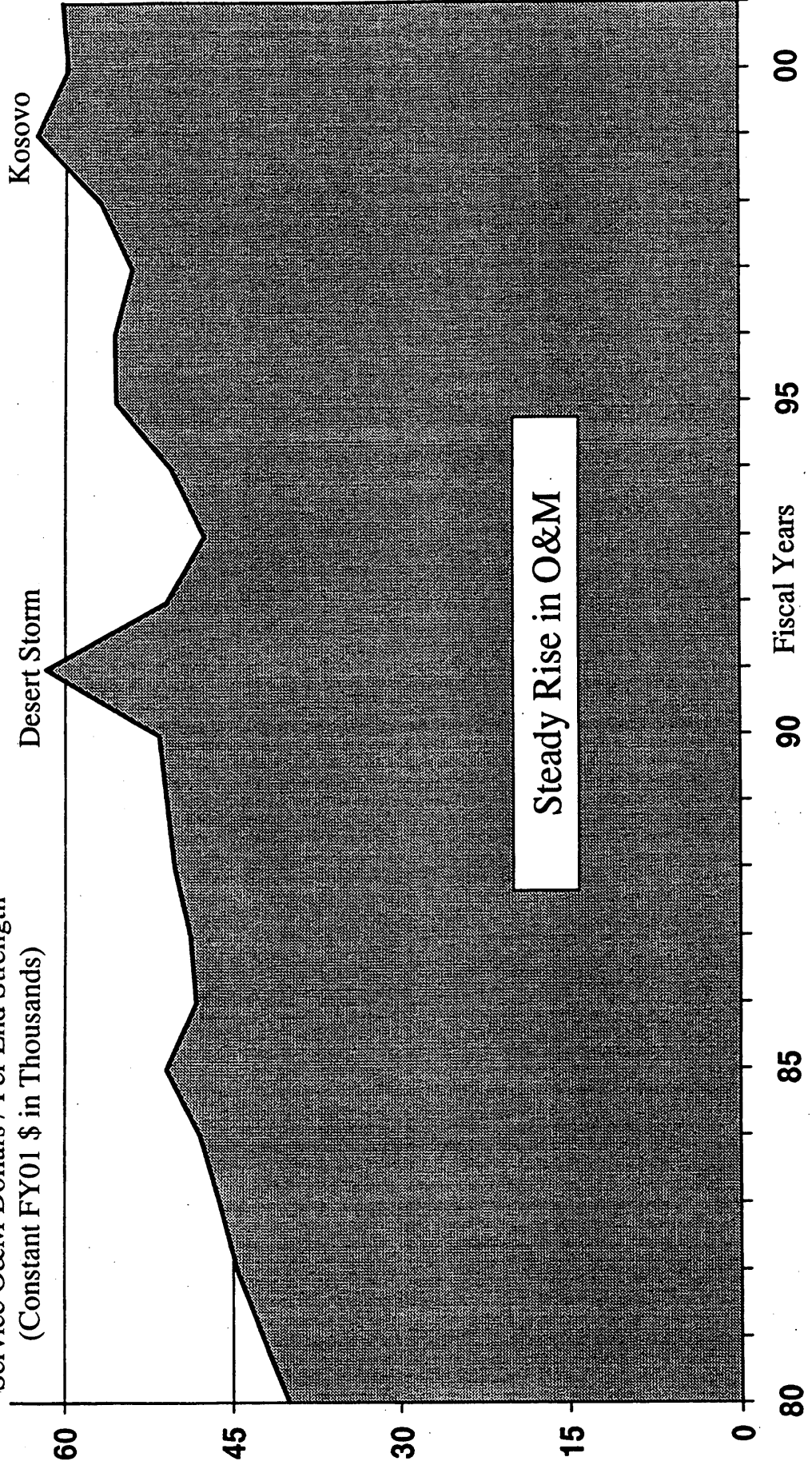
## Operation & Maintenance Funding



# O&M Funding Trends



Service O&M Dollars / Per End Strength  
(Constant FY01 \$ in Thousands)



# Readiness Sustained



## Army

Tank miles/year \*

Flying hours (crew/month)

## Navy/Marine Corps

Steaming days per quarter

Deployed fleet

Non-deployed fleet

Flying hours (crew/month)

## Air Force

Flying hours (crew/month)

Fighters

Bombers

Tankers

Airlift

FY 98      FY 99      FY 00      FY 01

600      601      800      800

11.4      11.8      14.5      14.5

50.5      50.5      50.5      50.5

26.8      26.1      28.0      28.0

20.2      21.5      22.3      23.5

17.0      17.7      17.2      17.1

19.3      17.9      15.8      14.8

18.4      17.0      17.1      18.3

24.5      23.9      24.0      23.7

\* Excludes National Training Center miles

# Total Force Readiness



FY 98   FY 99   FY 00   FY 01

## Reserve Components

(Dollars in Billions)

Military Personnel	9.5	10.0	10.2	10.8
Operation & Maintenance	9.4	10.2	10.7	11.1

## National Guard OPTEMPO

Force Packages 1-3 = 100 %

Force Package 4 = 68 % \*

## WMD Mission

27 WMD civil support teams established in FY 00 and sustained in FY 01

\* Individual crew squads at 100%

# People Come First



- Basic Allowance for Housing (BAH) plan will eliminate out-of-pocket expenses by FY 05
- FY 01 pay raise equal to ECI + 1/2%
- Military retirement restored
- TRICARE reforms proposed



# Basic Allowance for Housing Increased



FY 00   FY 01   FY 02   FY 03   FY 04   FY 05

BAH

Absorption (%)   18.8   15.0   11.3   7.5   3.5   -

Additional

Costs (\$M)   -   160   350   600   885   1,140

- \$3 billion initiative to lower average out-of-pocket costs from 18.8% in FY 00 to 15% in FY 01, and to zero by FY 05
- Three-part plan benefit:
  - Increases tax-free allowances for service members
  - Reduces demand for base housing
  - Improves prospects for privatization

# Military Construction & Family Housing

(\$ in Billions)



	<u>FY 99</u>	<u>FY 00</u>	<u>FY 01</u>	<u>FY 02</u>	<u>FY 03</u>	<u>FY 04</u>	<u>FY 05</u>
<b>FH Construction</b>	<b>0.8</b>	<b>0.8</b>	<b>0.7</b>	<b>0.8</b>	<b>0.8</b>	<b>0.9</b>	<b>0.9</b>
<b>FH Operations</b>	<b>2.8</b>	<b>2.8</b>	<b>2.7</b>	<b>2.9</b>	<b>3.0</b>	<b>3.1</b>	<b>3.1</b>
<b>Housing Units</b>							
• Traditional	6,600	6,900	6,000	6,500	7,900	8,100	8,900
• Privatization	<u>2,700</u>	<u>14,000</u>	<u>21,800</u>	*	*	*	*
<b>Total Units</b>	<b>9,300</b>	<b>20,900</b>	<b>27,800</b>	<b>6,500</b>	<b>7,900</b>	<b>8,100</b>	<b>8,900</b>
<b>Military Construction</b>	<b>5.1</b>	<b>4.8</b>	<b>4.6</b>	<b>4.3</b>	<b>3.8</b>	<b>4.6</b>	<b>5.4</b>

\* Extension of authority through FY 02-FY 05 proposed

# Pay Raises

Annual Percent Change



	<u>FY 99</u>	<u>FY 00</u>	<u>FY 01</u>
Pay Raises	3.6	4.8	3.7
Employment			
Cost Index	3.6	4.3	3.2
Consumer Price Index	1.9	2.6	2.4

FY 01 Pay raises exceed inflation and ECI

# Military Retirement



New military retirement system options:

- 50 percent retirement with 20 years of service
  - Full cost-of-living adjustment (COLA)
- or**
- Accept one-time \$30,000 lump sum bonus
  - 40 percent retirement with 20 years of service,
  - Partial COLA

Members who entered active duty after July 31, 1986 must choose program after 15 years of service

# Medical Care



\$80 million added in FY 2001 to improve access to health care

- Lower out-of-pocket costs for active duty families who do not live near military treatment facilities
- Eliminate co-pays for all active duty families

\$369 million added in FY 2000 and \$348 million added in FY 2001 to

Defense Health Program for:

- In-house pharmacy
- Managed care support contract costs
- Newly legislated custodial care benefits

DHP issues:

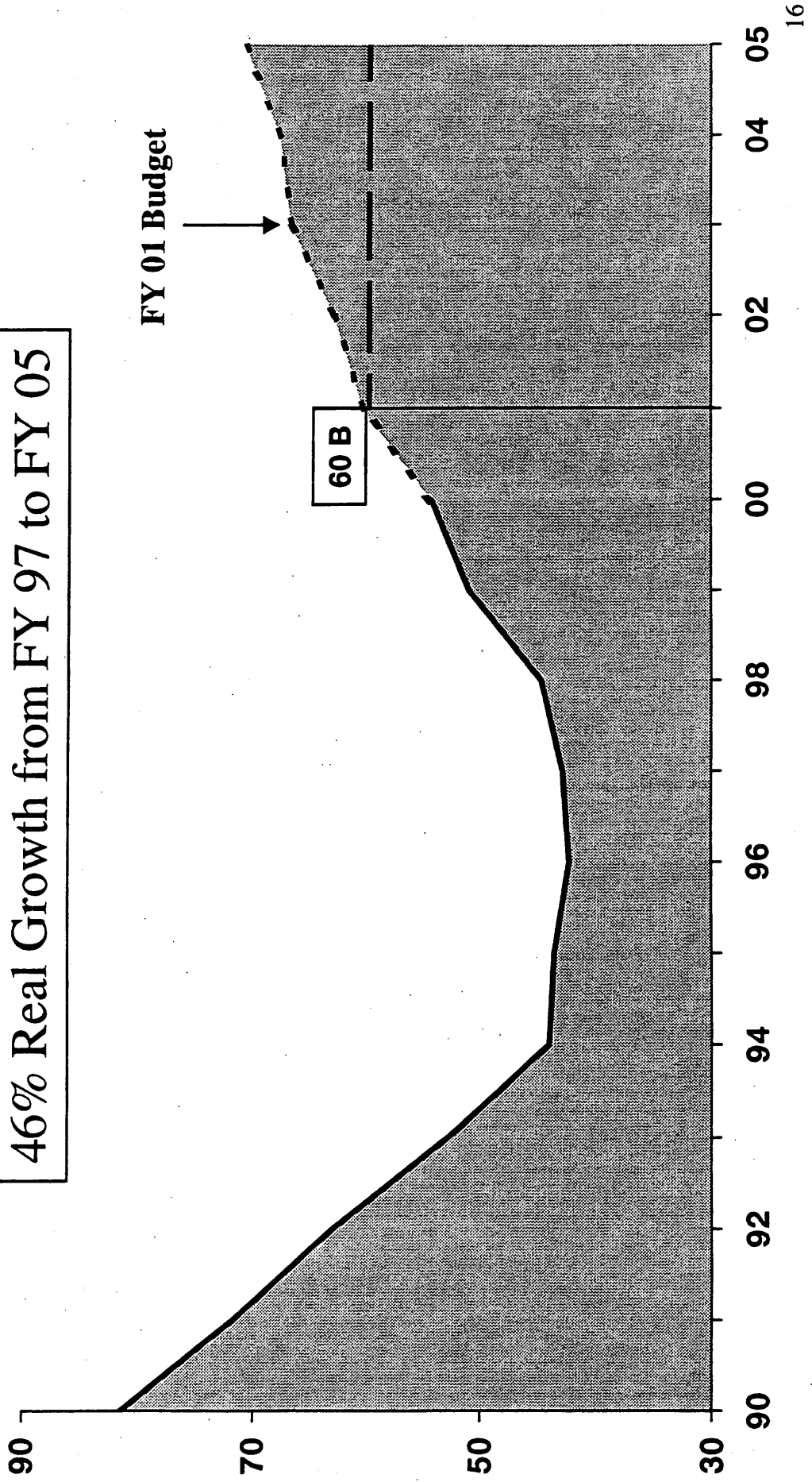
- New contractor claims
- Health care coverage for over-65 retirees

# Modernization on Target

(\$ Billions)



46% Real Growth from FY 97 to FY 05

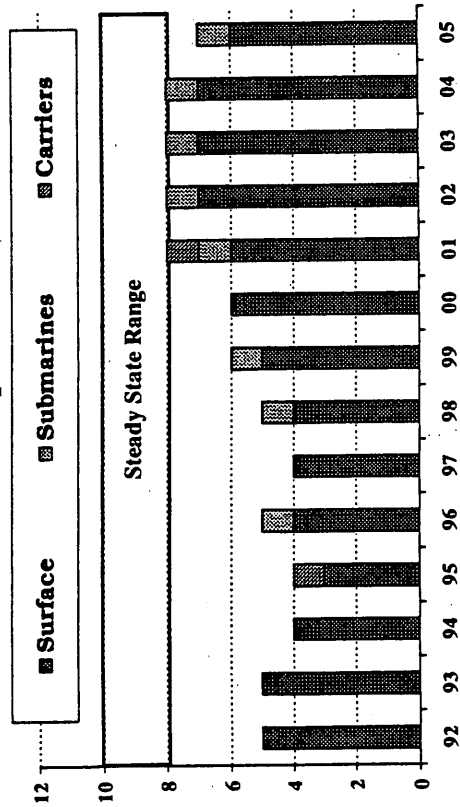


# Recapitalization Progress

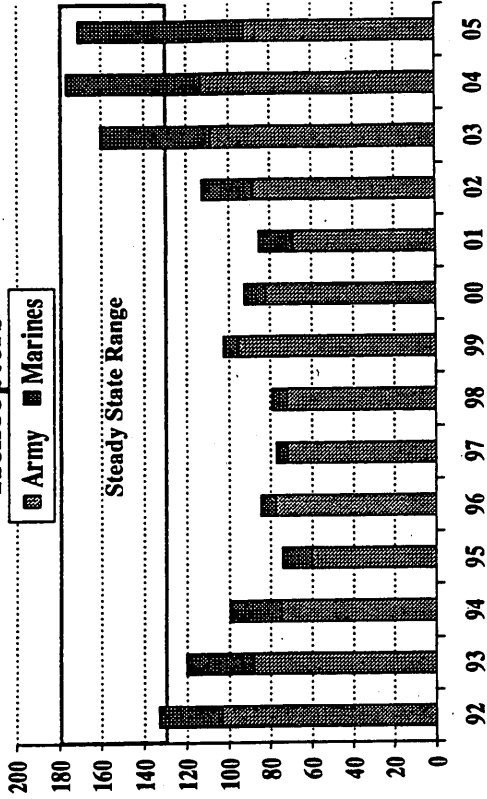
(Measured against Steady State Requirements)



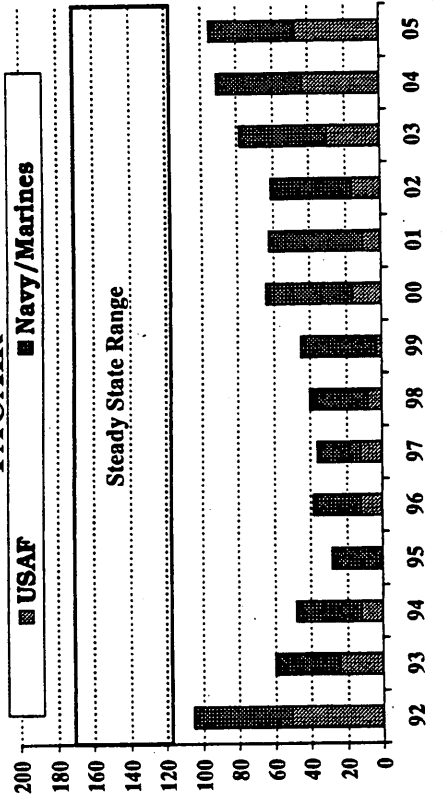
## Ships



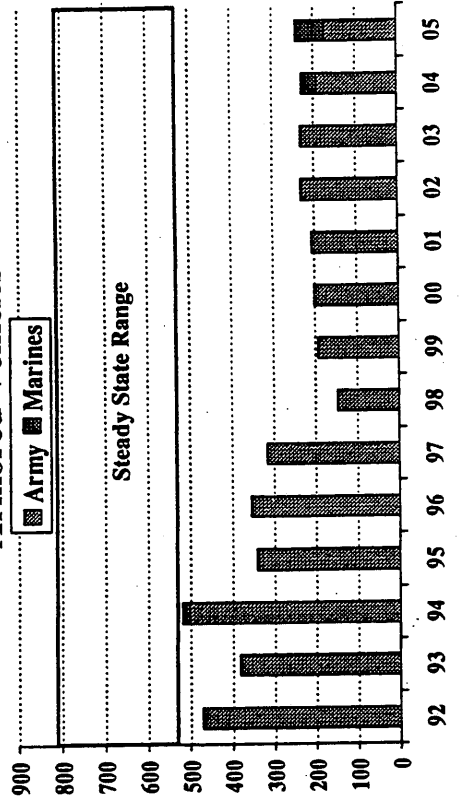
## Helicopters



## TACAIR



## Armored Vehicles



# Shipbuilding



	<u>FY 99</u>	<u>FY 00</u>	<u>FY 01</u>	<u>FY 02</u>	<u>FY 03</u>	<u>FY 04</u>	<u>FY 05</u>
<u>Platforms</u>							
CVN 77	-	-	1	-	-	-	-
NSSN Submarine	1	-	1	1	1	1	1
DDG-51 Destroyer	3	3	3	2	2	2	1
DD-21 Destroyer	-	-	-	-	-	-	1
LPD-17 Assault Ship	1	2	2	2	2	2	-
LHD-1 Amphibious Assault Ship	-	-	-	-	-	-	1
ADC(X) Fast Combat	-	1	1	3	3	2	2
Oceanographic Ship	1	-	-	-	-	-	-
Joint Command Ship	-	-	-	-	-	1	1
<b>Total New Construction</b>	<b>6</b>	<b>6</b>	<b>8</b>	<b>8</b>	<b>8</b>	<b>8</b>	<b>7</b>

<b>Total SCN Funding (\$B)</b>	<b>6.1</b>	<b>7.1</b>	<b>12.3</b>	<b>8.4</b>	<b>8.4</b>	<b>9.9</b>	<b>10.3</b>
--------------------------------	------------	------------	-------------	------------	------------	------------	-------------



# Aircraft

(R&D and Procurement \$ in Billions)



	<u>FY 99</u>	<u>FY 00</u>	<u>FY 01</u>	<u>FY 02</u>	<u>FY 03</u>	<u>FY 04</u>	<u>FY 05</u>
<b>C-17</b>							
Quantities	13	15	12	15	9	5	8
Dollars	3.0	3.5	3.1	3.4	2.5	1.6	2.3
<b>C-130</b>							
Quantities	7	2	4	4	4	4	7
Dollars	0.5	0.3	0.5	0.5	0.6	0.5	0.7
<b>F/A-18 E/F</b>							
Quantities	30	36	42	45	48	48	48
Dollars	3.1	3.1	3.1	3.0	3.2	3.2	3.3
<b>F-22</b>							
Quantities	2	6	10	16	24	36	36
Dollars	2.3	2.5	4.0	4.0	4.6	4.1	3.6
<b>JSF</b>							
Dollars	1.0	0.5	0.8	2.6	3.8	3.8	3.9

# Rotary Wing Aircraft

(R&D and Procurement \$ in Billions)



FY 99 FY 00 FY 01 FY 02 FY 03 FY 04 FY 05

## H-60

Quantities	34	43	25	33	71	63	63
Dollars	0.4	0.8	0.5	0.6	1.2	1.2	1.1

## Apache Longbow

Quantities *	66	74	60	66	72	72	28
Dollars	0.6	0.8	0.7	0.8	0.9	0.8	0.5

## MV-22 & CV-22

Quantities	7	11	20	25	37	37	37
Dollars	1.0	1.2	1.9	2.2	2.3	2.3	2.2

\* Modifications

# Land Forces

(R&D and Procurement \$ in Millions)



FY 99   FY 00   FY 01   FY 02   FY 03   FY 04   FY 05

## Bradley Upgrade

Quantities	73	80	125	150	150	150	150
Dollars	363	294	353	396	399	418	400

## M1 Abrams upgrade

Quantities	120	120	80	80	80	43	24
Dollars	683	636	502	566	456	343	148

## Armored Amphibious Assault Vehicle

Quantities	-	-	-	-	-	35	66
Dollars	101	95	139	181	197	318	564

# Missile Defense

(\$ in Billions)

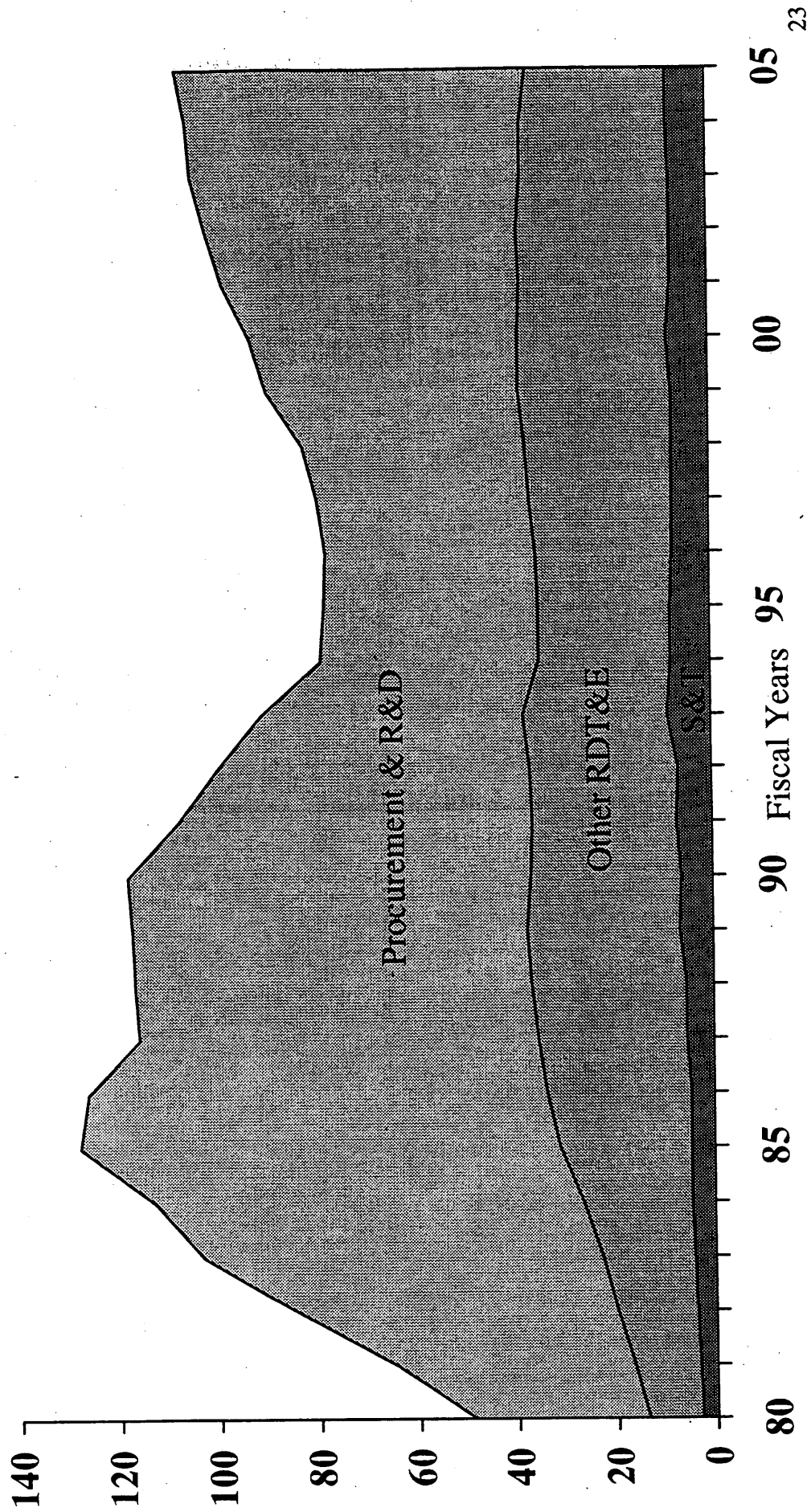


	<u>FY 99</u>	<u>FY 00</u>	<u>FY 01</u>	<u>FY 02</u>	<u>FY 03</u>	<u>FY 04</u>	<u>FY 05</u>
NMD	1.1	1.5	1.9	2.6	2.1	2.0	1.8
Upper Tier							
THAAD	0.4	0.6	0.5	0.7	0.8	0.8	0.8
Navy Theater-wide	0.3	0.4	0.4	0.3	0.2	0.2	0.4
Lower Tier							
All Other *	1.2	1.4	1.1	1.1	1.0	1.1	1.2
<b>TOTAL</b>	<b>3.8</b>	<b>5.0</b>	<b>4.7</b>	<b>5.3</b>	<b>4.7</b>	<b>4.9</b>	<b>5.0</b>

\* Includes Air Force funding for Airborne and Space-based Laser programs.

# Investment Program

(Dollars in Billions)



# New Efforts to Reshape Force



- Kosovo lessons learned
- Army redesign
- Navy new ship design
- Aerospace expeditionary forces

# Kosovo Lessons Learned



FY 99 Supplemental = \$2.0 billion  
FY 01-FY 05 budget = \$1.6 billion

- **Increase production and enhancements to precision guided weapons:**
  - Conversion and upgrade of cruise missile inventory (Tomahawk & CALCM)
  - Procurement of additional Joint Direct Attack Munition (JDAM)
  - Procurement of other weapons such as:
    - High-speed anti-radiation missiles (HARM)
    - Standoff land-attack missiles (SLAM-ER)
    - Maverick, laser-guided bombs and general purpose bombs
- **Increase electronic warfare and intelligence, surveillance and reconnaissance (ISR) capabilities:**
  - Accelerate EA-6B electronic warfare aircraft improvements
  - Enhance unattended aerial vehicle (UAV) programs -- Global Hawk, and other ISR-related programs
  - Procure additional JSTARS aircraft

# Army Transformation - Force Objectives



An Army that is strategically responsive and dominant at every point on the spectrum of operations

## More Responsive

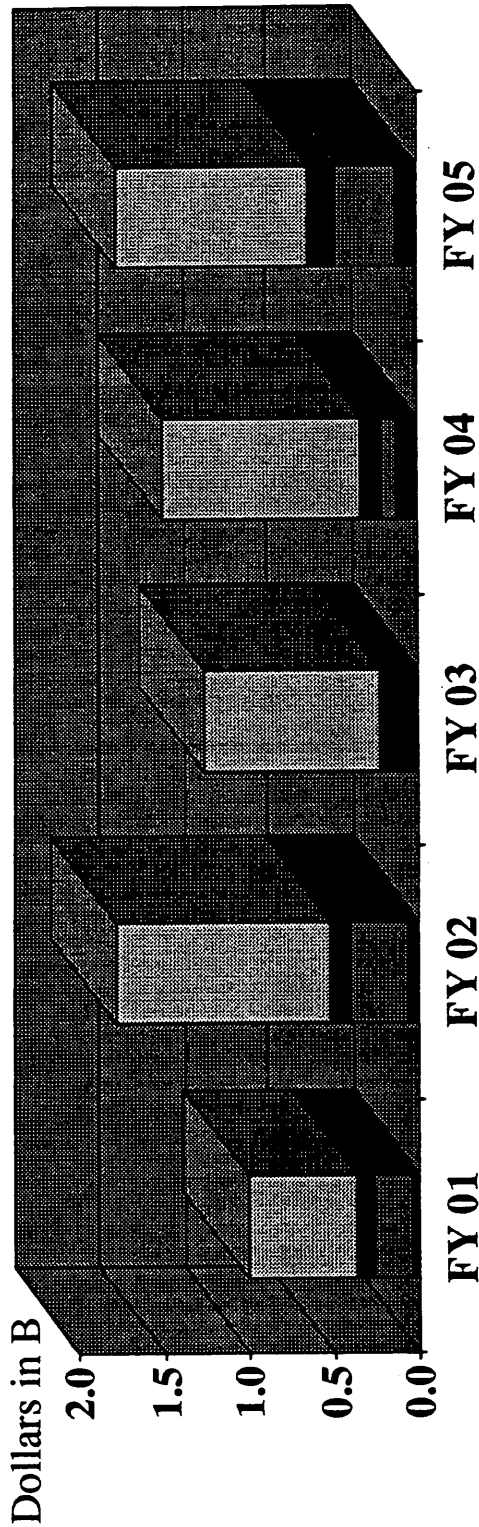
- A Brigade anywhere in 96 hours
- A Division anywhere in 120 hours
- Five Divisions anywhere in 30 days

## More Deployable

- 50-70% lighter
- Reduced Logistical footprint
- C-130 transportable

## More Capable

- Interim armored vehicle
- Mobile artillery system
- Line of sight anti-tank weapon
- Tactical UAV
- Future Combat Vehicle



■ S&T    ■ Recapitalization    ■ Enablers    ■ Equip Bde




# DD-21 Program



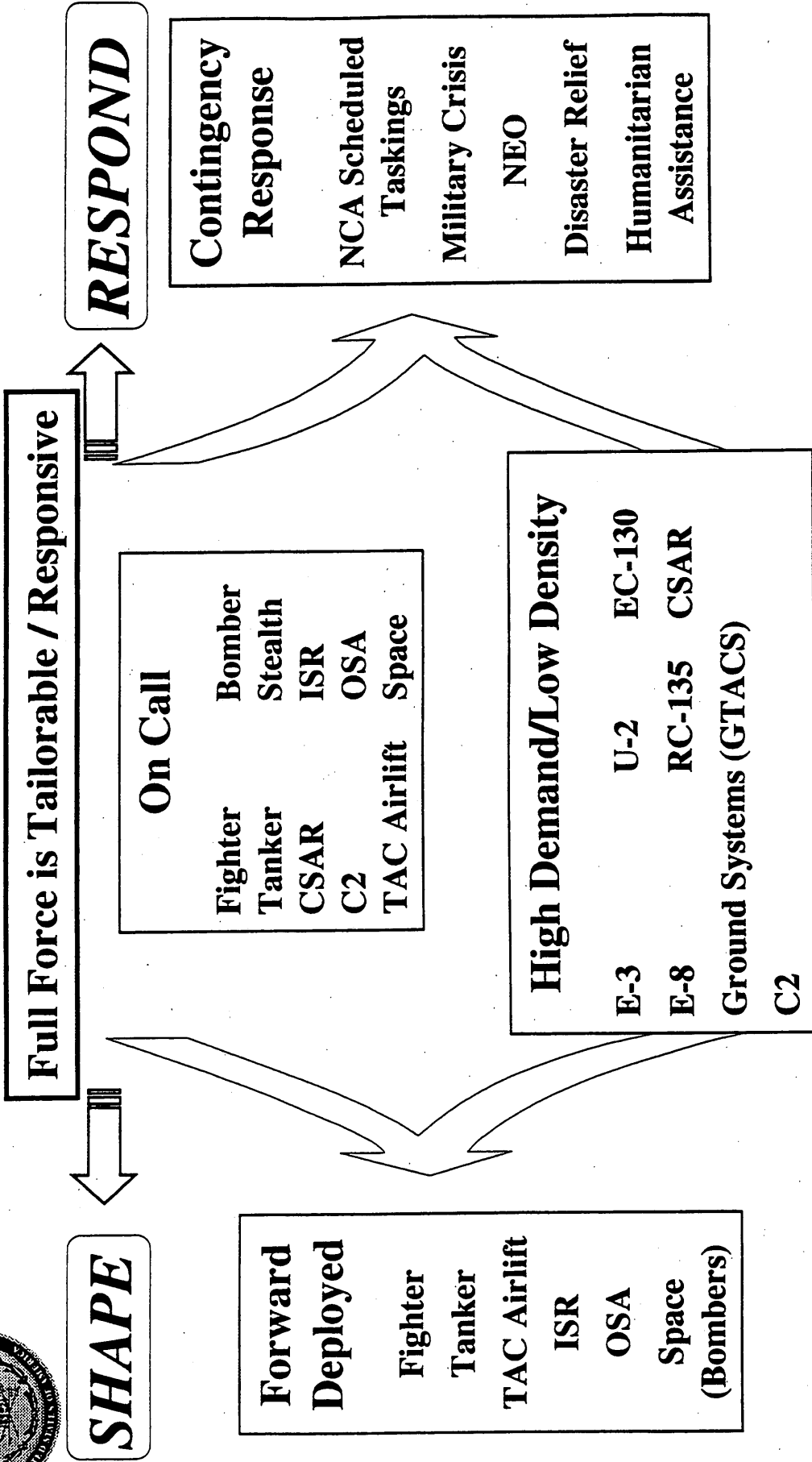
## Characteristics:

- Land attack capability
- Joint interoperability
- Significantly reduced manning
- Revolutionary stealth
- Maritime dominance
- Network-centric
- Integrated Power System with Electric Drive



	<u>FY 00</u>	<u>FY 01</u>	<u>FY 02</u>	<u>FY 03</u>	<u>FY 04</u>	<u>FY 05</u>	<u>Total</u>
(\$ in Millions)							
DD-21 R&D Budget	271	555	628	867	913	986	4,471

# Aerospace Expeditionary Forces



**On-Call Forces can be Pre-Tailored to Meet Full Spectrum of CINC Demands**

# Defense Reform Initiative



- Compete and reengineer to ensure that functions are performed in the most efficient organization
- Reengineer processes and business practices
  - New travel system, reformed financial management, purchase card, paper free procedures
- Eliminate unnecessary infrastructure
  - 2 new BRAC rounds

Excess overhead threatens readiness and force structure

# BRAC



## 1988-1995 Commissions

- Proposed closure or realignment of 152 major installations and 235 smaller installations
- Will net \$14.5 B in savings by FY 01
- Recurring annual savings of \$5.7 B after FY 01

## New BRAC Rounds

- DRI recommends new BRAC rounds in FY 03 and FY 05
- Budget includes funding of \$2.1 billion
- Will produce \$3+ B in annual savings once completed

# National Defense Budget Authority

(Function 050 \$ Billions)



FY 00 FY 01 FY 02 FY 03 FY 04 FY 05

DoD - (051)	277.6	291.1	294.8	300.9	308.3	316.4
-------------	-------	-------	-------	-------	-------	-------

DoE - 053	12.2	13.1	13.2	13.4	13.8	13.9
-----------	------	------	------	------	------	------

Other - 054	1.2	1.3	1.3	1.3	1.3	1.4
-------------	-----	-----	-----	-----	-----	-----

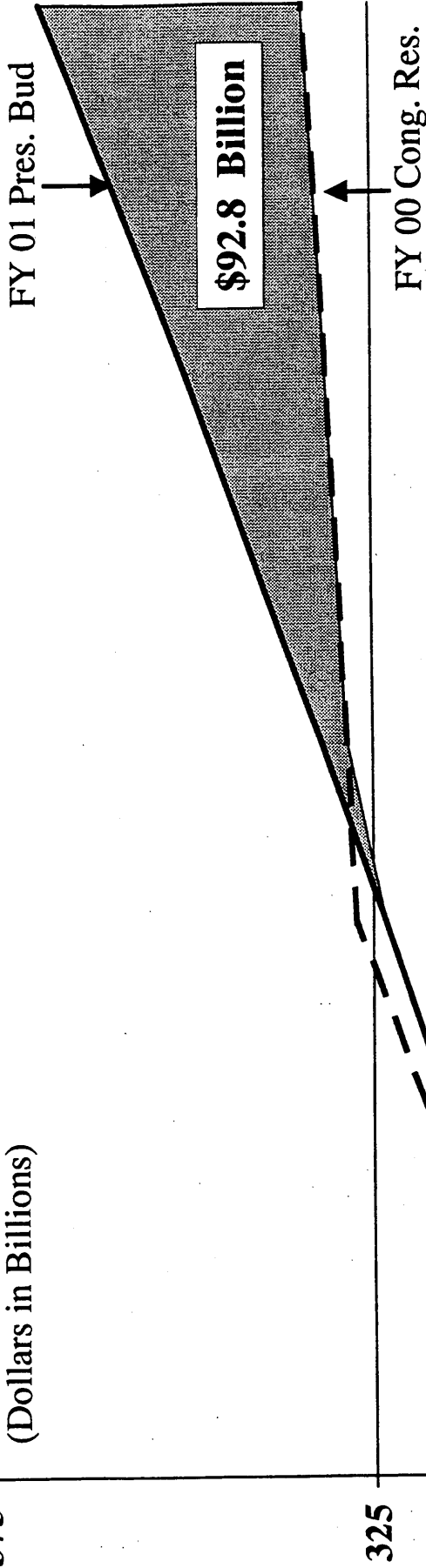
Total (050)	291.0	305.4	309.2	315.6	323.4	331.7
-------------	-------	-------	-------	-------	-------	-------

Supplemental	2.3					
--------------	-----	--	--	--	--	--

# National Defense Budget Plans



375 National Defense BA  
(Dollars in Billions)



	<u>FY 01</u>	<u>FY 02</u>	<u>FY 03</u>	<u>FY 04</u>	<u>FY 05</u>	<u>FY 06</u>	<u>FY 07</u>	<u>FY 08</u>	<u>FY 09</u>
FY 01 Budget	305.4	309.2	315.6	323.4	331.7	340.4	349.2	358.4	367.7
FY 00 Cong. Res.	303.6	308.2	318.3	327.2	328.4	329.6	330.9	332.2	333.5

275  
FY 01    FY 02    FY 03    FY 04    FY 05    FY 06    FY 07    FY 08    FY 09<sup>32</sup>



# NEWS RELEASE

OFFICE OF ASSISTANT SECRETARY OF DEFENSE  
(PUBLIC AFFAIRS)

WASHINGTON, D.C. - 20301

**PLEASE NOTE DATE**

**HOLD FOR RELEASE  
8 A.M.**

February 7, 2000

No. 047-00  
(703)695-0192(media)  
(703)697-5737(public/industry)

## **FY 2001 MILITARY CONSTRUCTION BUDGET REQUEST**

The Department of Defense Military Construction Program for fiscal year 2001 totals \$8.034 billion. The request includes over 300 major construction projects at more than 225 locations to provide facilities needed by the armed forces, the Defense agencies, and for NATO security investments.

This request provides \$2.8 billion for military construction (including environmental compliance), \$1.2 billion for base closure activities, and \$0.2 billion for the NATO Security Investment Program. The balance of the program provides \$0.4 billion for planning and design for future projects and unspecified minor construction, \$2.8 billion for operating and maintaining about 345,000 family housing units, and \$0.7 billion for constructing and improving family housing units.

A list of specific construction projects is contained in the attached list.

(Internet availability of this list is at <http://www.dtic.mil/comptroller/FY2001budget>).

**-END-**

## FY 2001 Military Construction Program

Dollars in Thousands.

### Military Construction

#### Alabama

##### Army

Redstone Arsenal      Space And Missile Defense Command Building      23,400      23,400      23,400

##### Air Force

Maxwell AFB      OTS Academic Facility      3,825      3,825      3,825

#### Alaska

##### Army

Fort Richardson      Central Vehicle Wash Facility      3,000      3,000      3,000

##### Air Force

Cape Romanzof      Generator Fuel Storage      3,900      3,900      3,900

Eielson AFB      Dormitory (120 RM)      14,540      14,540      14,540

Eielson AFB      Hazardous Material Storage      1,450      1,450      1,450

Elmendorf AFB      Dormitory (144 RM)      15,920      15,920      15,920

Elmendorf AFB      Upgrade Hangar Complex      11,600      11,600      11,600

##### Navy Reserve

Anchorage      Marine Corps Reserve Training Center      0      6,403      6,403

#### TMA

Fort Wainwright      Hospital Replacement Phase 2      0      44,000      44,000



	Authorization	Authorization of Appropriation	Appropriation
MCB Camp Pendleton	4,100	4,100	4,100
Armor/Anti-Armor Tracking Range			
MCB Camp Pendleton	4,000	4,000	4,000
Infantry Squadron Battle Course			
NADEP North Island	4,340	4,340	4,340
Component Repr Cln Rm Facility			
NAS Lemoore	8,260	8,260	8,260
BEQ			
NAS North Island	0	12,800	12,800
Berthing Wharf (Ph 2)			
NAVSTA San Diego	53,200	35,700	35,700
Berthing Pier			
NAWCWD Point Mugu	11,400	11,400	11,400
Range Ops Center Addition & Alter			
NF San Clemente	8,860	8,860	8,860
Aircraft Ops Building			
NSWSES Port Hueneme	10,200	10,200	10,200
Weapon Combat Sys Integration Lab			
<b>Air Force</b>			
Beale AFB	3,800	3,800	3,800
Water Treatment Plant & Distribution Line			
Los Angeles AFB	6,580	6,580	6,580
Fitness Center			
Vandenberg AFB	4,650	4,650	4,650
Upgrade Water Distribution System			
<b>DLA</b>			
DFSP North Island	5,900	5,900	5,900
Replace Fuel Storage Tanks			
DFSP TwentyNine Palms	2,200	2,200	2,200
Fuel Storage Facility			
<b>Spec Ops</b>			
NAB Coronado	4,300	4,300	4,300
SOF Applied Instruction Facility			
NAS North Island	1,350	1,350	1,350
SOF Small Craft Berthing Facility			
<b>Army National Guard</b>			
Bakersfield	0	1,380	1,380
Organizational Maintenance Shop			
Colton	0	489	489
Organizational Maintenance Shop			
Escondido	0	1,380	1,380
Organizational Maintenance Shop			

	Authorization	Authorization of Appropriation	Appropriation
<b>Connecticut</b>			
<b>Navy</b>			
NSB New London	3,100	3,100	3,100
			Drydock Support Facility
<b>District of Columbia</b>			
<b>Navy</b>			
MC Barracks	17,197	17,197	17,197
			BEQ
NAVDIST Washington	2,450	2,450	2,450
			Navy Museum Annex
NRL Washington	12,390	0	0
			Nano Science Research Lab
<b>Air Force</b>			
Bolling AFB	4,520	4,520	4,520
			Child Development Center
<b>Florida</b>			
<b>Navy</b>			
Naval Air Station Whiting Field Milton	3,900	3,900	3,900
			JPATS T-6A GSE/Aircraft Paint Facility
Naval Air Station Whiting Field Milton	1,230	1,230	1,230
			JPATS T-6A Operations Maintenance Facility
NSWC Ft Lauderdale	3,570	3,570	3,570
			Seawall & Ship Berthing Facility
<b>Air Force</b>			
Eglin AFB	3,340	3,340	3,340
			Precision Guided Munit Maint Fac
Eglin AFB	5,600	5,600	5,600
			Upgrade Dormitory (72 RM)
Eglin Aux Field 9	0	2,360	2,360
			Defense Access Road
Eglin Aux Field 9	5,600	5,600	5,600
			Upgrade Access Roads
Patrick AFB	12,970	12,970	12,970
			DEOMI Facility
Tyndall AFB	18,500	18,500	18,500
			F-22 Maintenance Facility
Tyndall AFB	6,800	6,800	6,800
			F-22 Operations Facility

	Authorization	Authorization of Appropriation	Appropriation
Moody AFB	2,500	2,500	2,500
			Water Treatment Plant
<b>Air National Guard</b>			
Robins AFB	0	8,500	8,500
			Robins-B-1 Munitions Maintenance And Training Complex
<b>Navy Reserve</b>			
NAS Atlanta	0	2,650	2,650
			Fitness Center Addition
NAS Atlanta	0	1,769	1,769
			Training Building Addition
<b>Air Force Reserve</b>			
Dobbins AFB	0	6,032	6,032
			C-130 Assault Strip
<b>Hawaii</b>			
<b>Army</b>			
Schofield Barracks	0	46,400	46,400
			Barracks Complex - Wilson Street Ph 1B
Wheeler AAF	43,800	43,800	43,800
			Barracks Complex
<b>Navy</b>			
Camp Smith	0	35,600	35,600
			CINCPAC Headquarters (Increment 2)
FISC Pearl Harbor	12,000	12,000	12,000
			Wharf Upgrade
Lualualei	2,100	2,100	2,100
			Consolidated Fleet Test Support Facility
MCB Kaneohe	18,400	18,400	18,400
			Bachelor Enlisted Quarters
NAVSTA Pearl Harbor	16,500	16,500	16,500
			BEQ
NAVSTA Pearl Harbor	14,200	14,200	14,200
			Relocate Seal Delivery Vehicle Team
<b>Air Force</b>			
Hickam AFB	4,620	4,620	4,620
			Upgrade Hangar Complex

	Authorization	Authorization of Appropriation	Appropriation
<b>Kansas</b>			
<b>Army</b>			
Fort Riley	0	15,000	15,000
			Barracks Complex - Infantry Drive Ph 1C
<b>DLA</b>			
DFSP McConnell AFB	11,000	11,000	11,000
			Hydrant Fuel System
<b>Army National Guard</b>			
Kansas City	0	641	641
			Organizational Maintenance Shop
<b>Kentucky</b>			
<b>Army</b>			
Blue Grass AD	0	8,500	8,500
			Ammunition Demilitarization Support Ph 2
Fort Campbell	0	9,400	9,400
			Barracks Complex - Market Garden Rd Ph 2 C
Fort Knox	0	8,450	8,450
			Multi-Purpose Digital Training Range Ph 3
<b>Spec Ops</b>			
Fort Campbell	4,500	4,500	4,500
			SOF Equipment Maintenance Complex
Fort Campbell	5,400	5,400	5,400
			SOF Flight Simulator Facility
Fort Campbell	6,400	6,400	6,400
			SOF Tactical Equipment Complex
<b>Louisiana</b>			
<b>Air Force</b>			
Barksdale AFB	6,390	6,390	6,390
			Dormitory (96 RM)
<b>Army Reserve</b>			
Fort Polk	0	9,912	9,912
			Add/Ait USAR Center/Org Maintenance Shop/Equipment Conc Site
New Orleans	0	10,375	10,375
			USAR Center/Org Maintenance Shop/Unheated Storage

	Authorization	Authorization of Appropriation	Appropriation
<b>Minnesota</b>			
<b>Army National Guard</b>			
Mankato	0	4,681	4,681
			Readiness Center
<b>Mississippi</b>			
<b>Navy</b>			
NAS Meridian	4,700	4,700	4,700
			T-45 Aircraft Support Facility
<b>Air Force</b>			
Keester AFB	15,040	15,040	15,040
			Technical Training Facility
<b>Air National Guard</b>			
Jackson IAP	0	10,500	10,500
			Jackson-C-17 Corrosion Control/Maintenance Hangar
<b>Missouri</b>			
<b>Army</b>			
Fort Leonard Wood	61,200	38,600	38,600
			Basic Training Complex Ph 1 A
<b>Air Force</b>			
Whiteman AFB	4,150	4,150	4,150
			B-2 Conventional Munitions Storage Igloos
Whiteman AFB	7,900	7,900	7,900
			B-2 Munitions Assembly Area
<b>Montana</b>			
<b>Air Force</b>			
Malmstrom AFB	5,300	5,300	5,300
			MMIII Missile Maintenance Facility
<b>Army National Guard</b>			
Havre	0	461	461
			Organizational Maintenance Shop
Kalispell	0	493	493
			Organizational Maintenance Shop
Libby	0	463	463
			Organizational Maintenance Shop

## North Carolina

	Authorization	Authorization of Appropriation	Appropriation
<b>Army</b>			
Fort Bragg	12,600	12,600	12,600
Fort Bragg	130,000	26,000	26,000
Fort Bragg	79,600	45,600	45,600
Fort Bragg	0	38,600	38,600
Sunny Point Army Term	2,300	2,300	2,300
<b>Navy</b>			
MCAS Cherry Point	8,480	8,480	8,480
MCAS New River	800	800	800
MCAS New River	2,600	2,600	2,600
MCB Camp LeJeune	9,500	9,500	9,500
MCB Camp LeJeune	14,000	10,000	10,000
MCB Camp LeJeune	14,300	14,300	14,300
MCB Camp LeJeune	4,420	4,420	4,420
MCB Camp LeJeune	3,650	3,650	3,650
NADEP Cherry Point	7,540	7,540	7,540
<b>Air Force</b>			
Pope AFB	24,570	24,570	24,570
<b>DLA</b>			
DFSP Cherry Point	5,700	5,700	5,700
<b>Spec Ops</b>			
Fort Bragg	8,600	8,600	8,600

	Authorization	Authorization of Appropriation	Appropriation
<b>DLA</b>			
DDSP New Cumberland	4,700	4,700	4,700
Child Development Center			
DDSP New Cumberland	13,000	13,000	13,000
Replace Controlled Humidity Warehouse			
<b>Air Force Reserve</b>			
Willow Grove ARS	0	2,400	2,400
Alter Hangar and Aqueous Film Forming Foam			
<b>Rhode Island</b>			
<b>Navy</b>			
NUWC Division Newport	4,150	4,150	4,150
Shore Based Launch Facility			
<b>South Carolina</b>			
<b>Navy</b>			
MCAS Beaufort	3,140	3,140	3,140
Flightline Fire Safety Imp			
MCRD Parris Island	2,660	2,660	2,660
Field Training Complex			
<b>Air Force</b>			
Charleston AFB	2,500	2,500	2,500
C-17 Add To Flight Simulator Facility			
Shaw AFB	2,850	2,850	2,850
USCENTAF Operations Weather Squadron Facility			
<b>DoD Ed Activity</b>			
Laurel Bay	804	804	804
Laurel Bay Ps Classroom Addition			
<b>Texas</b>			
<b>Army</b>			
Fort Bliss	26,000	26,000	26,000
Railyard Infrastructure			
Fort Hood	26,000	16,000	16,000
Multi-Purpose Digital Training Range, Ph 1			
Fort Hood	9,800	9,800	9,800
Railhead Facility			
Red River Army Depot	800	800	800
Ammunition Container Complex			

	Authorization	Authorization of Appropriation	Appropriation
NSWC Dahlgren	11,300	11,300	11,300
NSY Norfolk, Portsmouth	16,100	16,100	16,100
<b>Air Force</b>			
Langley AFB	7,470	7,470	7,470
<b>DLA</b>			
DFSP Oceana	2,000	2,000	2,000
DSC Richmond	4,500	4,500	4,500
<b>Spec Ops</b>			
FCTC Dam Neck	5,500	5,500	5,500
NAB Little Creek	5,400	5,400	5,400
NAS Oceana	3,400	3,400	3,400
<b>Army Reserve</b>			
Fort A.P. Hill	0	4,275	4,275
<b>Washington</b>			
<b>Navy</b>			
Puget Sound NSY Bremerton	9,400	9,400	9,400
Puget Sound NSY Bremerton	6,600	6,600	6,600
Puget Sound NSY Bremerton	62,460	38,000	38,000
Strategic Weapons Facility Pacific, Bremerton	1,400	1,400	1,400
<b>Air Force</b>			
McChord AFB	3,750	3,750	3,750
McChord AFB	6,500	6,500	6,500



	Authorization	Authorization of Appropriation	Appropriation
Curacao	29,500	29,500	29,500
Curacao	3,000	3,000	3,000
Curacao	2,200	2,200	2,200
<b>Diego Garcia</b>			
<b>Air Force</b>			
Diego Garcia	5,475	5,475	5,475
<b>Ecuador</b>			
<b>OSD</b>			
Manta	6,723	6,723	6,723
Manta	4,900	4,900	4,900
Manta	2,200	2,200	2,200
Manta	2,600	2,600	2,600
Manta	4,650	4,650	4,650
Manta	1,600	1,600	1,600
<b>Germany</b>			
<b>Army</b>			
ASG Bamberg	7,800	7,800	7,800
ASG Bamberg	3,850	3,850	3,850
ASG Darmstadt	5,700	5,700	5,700
ASG Darmstadt	5,600	5,600	5,600
Kaiserslautern	3,400	3,400	3,400
Mannheim	4,050	4,050	4,050

	Authorization	Authorization of Appropriation	Appropriation
<b>DLA</b>			
DFSP Sigonella	16,300	16,300	16,300
			Replace Bulk Fuel Storage Facility
<b>DoD Ed Activity</b>			
Sigonella	971	971	971
			Sigonella Elementary School/High School Addition
<b>TMA</b>			
NSA Naples	43,850	43,850	43,850
			Medical Dental Facility Replacement
<b>Japan</b>			
<b>DLA</b>			
DFSP MCAS Iwakuni	22,400	22,400	22,400
			Bulk Fuel Storage Tanks
DFSP Misawa Air Base	26,400	26,400	26,400
			Bulk Fuel Storage Tanks
<b>Korea</b>			
<b>Army</b>			
Camp Humphreys	14,200	14,200	14,200
			Whole Barracks Renewal Complex
Camp Page	19,500	19,500	19,500
			Barracks Complex
<b>Air Force</b>			
Kunsan AB	6,400	6,400	6,400
			Upgrade Water Distribution System
Osan AB	11,348	11,348	11,348
			Dormitory (156 Rm)
Osan AB	10,600	10,600	10,600
			Upgrade Water Distribution System
<b>Spec Ops</b>			
Taegu	1,450	1,450	1,450
			SOF Tactical Equip Maintenance Complex
<b>Kwajalein</b>			
<b>Army</b>			
Kwajalein	18,000	18,000	18,000
			Unaccompanied Personnel Housing Renovation

	Authorization	Authorization of Appropriation	Appropriation
<b>Air Force</b>			
Unspecified Worldwide	0	54,237	54,237
Unspecified Worldwide	0	9,850	9,850
<b>DLA</b>			
Unspecified Worldwide	0	1,800	1,800
<b>DIA</b>			
Unspecified Worldwide	0	6,786	6,786
<b>OSD</b>			
Unspecified Worldwide	0	3,000	3,000
Unspecified Worldwide	0	24,000	24,000
Unspecified Worldwide	0	2,900	2,900
<b>Spec Ops</b>			
Unspecified Worldwide	0	3,790	3,790
<b>BMDO</b>			
Unspecified Worldwide	451,135	85,095	85,095
Unspecified Worldwide	0	14,729	14,729
Unspecified Worldwide	0	3,694	3,694
<b>OSD Conting</b>			
Unspecified Worldwide	0	10,000	10,000
<b>NATO</b>			
Unspecified Worldwide	201,000	190,000	190,000
<b>Army National Guard</b>			
Unspecified Worldwide	0	4,232	4,232

	Authorization	Authorization of Appropriation	Appropriation
<b>TMA</b>			
Unspecified Worldwide	0	22,000	22,000
Unspecified Worldwide	0	3,000	3,000
<b>Worldwide Various</b>			
Navy	142	142	142
Various Worldwide			
Host Nation Infrastructure Support			
	2,941,590	4,553,427	4,553,427
<b>Military Construction Grand Total:</b>			
<b>Family Housing</b>			
<b>Arizona</b>			
Army	16,224	16,224	16,224
Fort Huachuca			
Family Housing Replacement Construction (110 Units)			
<b>California</b>			
Navy	13,923	13,923	13,923
MCAGCC Twentynine Palms			
Replacement Construction (79 Units)			
NAS Lemoore	27,768	27,768	27,768
Replace Family Housing (160 Units)			
<b>District of Columbia</b>			
Air Force	17,137	17,137	17,137
Bolling AFB			
Replace Military Family Housing (136 Units)			
<b>Hawaii</b>			
Army	15,500	15,500	15,500
Schofield Barracks			
Family Housing Replacement Construction (72 Units)			
Navy	22,230	22,230	22,230
CNB Pearl Harbor			
Replace Family Housing, Hale Moku (98 Units)			

**Washington****Navy**

NAS Whidbey Island

Replace/New Family Housing (98 Units)

16,873

16,873

16,873

**Korea****Army**

Camp Humphreys

Family Housing New Construction (60 Units)

21,800

21,800

21,800

**Worldwide Unspecified****Army**

Unspecified Worldwide

Construction Improvement

63,590

63,590

63,590

Unspecified Worldwide

Furnishings Account

0

44,374

44,374

Unspecified Worldwide

Interest Payment

0

1

1

Unspecified Worldwide

Leasing

0

202,011

202,011

Unspecified Worldwide

Maintenance of Real Property

0

397,792

397,792

Unspecified Worldwide

Management Account

0

90,286

90,286

Unspecified Worldwide

Miscellaneous Account

0

855

855

Unspecified Worldwide

Planning

6,542

6,542

6,542

Unspecified Worldwide

Services Account

0

44,855

44,855

Unspecified Worldwide

Utilities Account

0

198,101

198,101

**Navy**

Unspecified Worldwide

Construction Improvements

183,547

183,547

183,547

Unspecified Worldwide

Furnishings Account

0

30,884

30,884

Unspecified Worldwide

Leasing

0

142,690

142,690

Unspecified Worldwide

Maintenance of Real Property

0

393,830

393,830

	Authorization	Authorization of Appropriation	Appropriation
<b>NSA</b>			
Unspecified Worldwide	0	12,554	12,554
Leasing			
Unspecified Worldwide	0	653	653
Maintenance of Real Property			
Unspecified Worldwide	0	1,084	1,084
Services Account			
<b>DIA</b>			
Unspecified Worldwide	0	3,564	3,564
Furnishings Account			
Unspecified Worldwide	0	25,924	25,924
Leasing			
<b>Family Housing Grand Total:</b>	<b>748,411</b>	<b>3,480,481</b>	<b>3,480,481</b>
<b>Program Grand Total:</b>	<b>3,690,001</b>	<b>8,033,908</b>	<b>8,033,908</b>

RR  
(grant)

# PROGRAM ACQUISITION COSTS BY WEAPON SYSTEM



---

*Department of Defense Budget  
for Fiscal Year 2001*

*February 2000*

#961

This document is prepared for the  
convenience and information of the public  
and the press. It is based on the best  
information available at the time  
of publication.



**DEPARTMENT OF DEFENSE  
FY 2001 BUDGET  
PROGRAM ACQUISITION COSTS  
(Dollars in Millions)**

**Weapon Programs by Service & Name**

		<u>FY 1999</u>	<u>FY2000</u>	<u>FY2001</u>	<u>Page No.</u>
<b>Army</b>					
<b><u>AIRCRAFT</u></b>					
AH-64D	Longbow Apache	633.2	826.6	775.0	1
RAH-66	Comanche Helicopter	352.2	463.1	614.0	2
UH-60	Blackhawk Helicopter	273.3	225.7	116.7	3
<b>Navy</b>					
AV-8B	Harrier	396.1	357.0	273.2	4
CH-60S	Helicopter	175.4	410.9	270.7	5
EA-6B	Prowler	269.9	399.6	258.6	6
E-2C	Hawkeye	453.4	431.9	352.7	7
F/A-18E/F	Hornet	3,097.6	3,059.8	3,080.6	8
T-45TS	Goshawk	311.9	343.5	280.6	9
SH-60R	Helicopter	199.7	348.9	246.8	10
<b><u>Air Force</u></b>					
B-2	Stealth Bomber	406.0	493.7	145.2	11
C-17	Airlift Aircraft	3,174.3	3,540.0	3,081.0	12
CAP	Civil Air Patrol	3.0	2.5	2.5	13
E-8C	Joint Surveillance Target Attack Radar System (Joint Stars)	666.7	507.4	427.3	14
F-15A	Eagle Multi-Mission Fighter	101.0	417.8	61.3	15
F-16 C/D	Falcon Multi-Mission Fighter	156.6	422.1	149.2	16
F-22	Raptor	2,356.7	2,225.6	3,957.9	17
ABL	Airborne Laser	252.4	304.2	148.6	18
<b>DoD Wide/ <u>Joint</u></b>					
JPATS	Joint Primary Aircraft Training System	147.2	200.5	210.2	19
JSF	Joint Strike Fighter	924.9	489.0	856.7	20
V-22	Osprey	1,044.7	1,207.3	1,843.1	21
C-130J	Airlift Aircraft	558.5	250.2	435.7	22
<b><u>MISSILES</u></b>					
<b>Army</b>					
ATACMS	Army Tactical Missile System	279.3	361.8	272.9	23
BAT	Brilliant Anti-Armor Submunition	226.4	285.7	236.0	24
JAVELIN	AAWS-M	345.5	349.6	379.3	25
LONGBOW	Longbow Hellfire Missile	343.3	292.9	285.4	26
MLRS	Multiple Launch Rocket System	151.0	214.0	264.1	27
AVENGER	Missile System	34.7	34.2	32.7	28

**DEPARTMENT OF DEFENSE  
FY 2001 BUDGET  
PROGRAM ACQUISITION COSTS  
(Dollars in Millions)**

**Weapon Programs by Service & Name**

		<u>FY 1999</u>	<u>FY2000</u>	<u>FY2001</u>	<u>Page</u> <u>No.</u>
<b><u>Navy</u></b>	<b><u>MISSILES</u></b>				
RAM	Rolling Airframe Missile	51.2	53.4	29.4	29
STANDARD	Missile (Air Defense)	231.8	212.4	186.7	30
TOMAHAWK	Cruise Missile	592.1	142.6	91.4	31
TRIDENT II	Sub Launched Ballistic Missile	353.4	525.5	496.0	32
<b><u>Marine Corps</u></b>					
JAVELIN	AAWS-M	83.4	93.8	30.4	33
PREDATOR	Predator Short Range Attack	14.7	10.7	43.9	34
<b><u>DoD WIDE/ JOINT</u></b>					
AMRAAM	Advanced Medium Range Air-to-Air Missile	179.3	202.0	203.7	35
JASSM	Joint Air-to-Surface Standoff Missile	122.9	166.4	122.3	36
JSOW	Joint Standoff Weapon	228.5	195.9	285.0	37
AIM-9X	Sidewinder	106.4	117.2	100.1	38
<b><u>Navy</u></b>	<b><u>VESSELS</u></b>				
CVN-77	Aircraft Carrier	284.8	997.6	4,377.3	39
DDG-51	AEGIS Destroyer	2,899.2	3,005.9	3,385.8	40
NSSN	New Attack Submarine	2,293.4	1,118.6	2,031.6	41
LPD-12	San Antonio Class Amphibious Transport Ship	634.2	1,517.9	1,536.4	42
ADC (X)	Auxilliary Dry Cargo Ship	5.7	450.7	339.0	43
<b><u>Army</u></b>	<b><u>COMBAT VEHICLES</u></b>				
MAV	Medium Armored Vehicle	-	-	646.4	44
M1A2	Abrams Tank Upgrade	707.6	679.3	610.4	45
M2A3	Bradley Base Sustainment	429.4	413.8	390.9	46
Crusader	Artillery System	300.5	266.2	355.5	47
<b><u>Army</u></b>	<b><u>SPACE PROGRAMS</u></b>				
DSCS	Defense Satellite Communications System (Ground System)	123.9	89.2	93.1	48

**DEPARTMENT OF DEFENSE  
FY 2001 BUDGET  
PROGRAM ACQUISITION COSTS  
(Dollars in Millions)**

**Weapon Programs by Service & Name**

		<b><u>SPACE PROGRAMS</u></b>			<b>Page</b>
<b><u>Air Force</u></b>		<b><u>FY 1999</u></b>	<b><u>FY2000</u></b>	<b><u>FY2001</u></b>	<b><u>No.</u></b>
DSP	Defense Support Program	101.2	115.8	115.9	49
MLV	Medium Launch Vehicles	175.8	64.0	55.9	50
MILSTAR	Satellite Communications	514.0	357.2	236.8	51
NAVSTAR GPS	NAVSTAR Global Positioning System	189.4	232.9	460.5	52
TITAN	Heavy Launch Vehicle	605.4	474.0	495.5	53
EELV	Evolved Expendable Launch Vehicle	242.0	386.1	620.9	54
SBIRS-H	Space Based Infrared Systems-High	508.5	420.5	569.2	55
SBIRS-L	Space Based Infrared Systems-Low	181.3	225.6	241.0	56
		<b><u>OTHER PROGRAMS</u></b>			
<b><u>Army</u></b>					
FHTV	Family of Heavy Tactical Vehicles	199.1	194.8	166.1	57
FMTV	Family of Medium Tactical Vehicles	335.6	426.1	440.3	58
HMMWV	High Mobility Multipurpose Wheeled Vehicles	73.7	99.2	120.6	59
SADARM	Sense and Destroy Armor Munition	61.6	39.0	67.7	60
<b><u>Air Force</u></b>					
SFW	Sensor Fuzed Weapon	125.8	97.0	107.2	61
WCMD	Wind Corrected Munitions Dispenser	26.2	52.5	104.0	62
<b><u>DoD WIDE/ JOINT</u></b>					
BMD	Ballistic Missile Defense	4,970.3	4,207.9	4,727.0	64
TMD	Theater Missile Defense	2,730.7	3,244.4	2,808.3	66
NMD	National Missile Defense	1,092.2	1,544.2	1,916.3	67
JADM	Joint Direct Attack Munition	159.8	288.9	271.6	68
UAV	Unmanned Aerial Vehicles	413.8	253.4	296.2	69

**AIRCRAFT PROGRAMS  
ARMY**

**LONGBOW APACHE**

**Description:** Longbow Apache consists of a mast mounted Fire Control Radar (FCR) integrated into an upgraded and enhanced AH-64 airframe. The FCR effort is being accomplished by a joint venture team comprised of two companies, Lockheed-Martin Corporation, Bethesda, MD and Northrup Grumman, Baltimore, MD. Boeing Corporation is the prime contractor for the Longbow Apache program.

**Mission:** Longbow Apache will provide the AH-64 a fire and forget HELLFIRE capability, greatly increasing weapon system effectiveness and aircraft survivability.

**Program Acquisition Costs  
(\$ Millions)**

	<u>FY 1999</u>		<u>FY 2000</u>		<u>FY 2001</u>	
	<u>Qty</u>	<u>Amt</u>	<u>Qty</u>	<u>Amt</u>	<u>Qty</u>	<u>Amt</u>
<b>Item</b>	(-)	<b>616.4</b>	(-)	<b>781.4</b>	(-)	<b>744.5</b>
<b>Initial Spares</b>		<u><b>16.8</b></u>		<u><b>8.1</b></u>		<u><b>13.1</b></u>
<b>Subtotal</b>		<b>633.2</b>		<b>789.5</b>		<b>757.6</b>
<b>RDT&amp;E</b>		-		<b>37.1</b>		<b>17.4</b>
<b>Military Construction</b>		<u>-</u>		<u>-</u>		<u>-</u>
<b>TOTAL</b>		<b>633.2</b>		<b>826.6</b>		<b>775.0</b>

**AIRCRAFT PROGRAMS  
ARMY**

**RAH-66 COMANCHE HELICOPTER**

**Description:** The RAH-66 Comanche Helicopter program will develop an armed reconnaissance helicopter which will replace the Army's rapidly aging fleet of OH-58 and AH-1 aircraft. Two development contracts have been awarded. Airframe and avionics development is being done by a joint venture between United Technologies Corporation, Sikorsky Aircraft Division of Stratford, CT and Boeing Vertol of Philadelphia, PA. Engine development for the T-800 growth engine is being done by Light Helicopter Turbine Engine Company, a partnership of Allied Signal Aerospace, Phoenix, AZ and Allison Engine Company, Indianapolis, IN.

**Mission:** The RAH-66 will be used for armed reconnaissance and light attack missions.

**Program Acquisition Costs  
(\$ Millions)**

	<u>FY 1999</u>		<u>FY 2000</u>		<u>FY 2001</u>	
	<u>Qty</u>	<u>Amt</u>	<u>Qty</u>	<u>Amt</u>	<u>Qty</u>	<u>Amt</u>
<b>Procurement</b>						
<b>Item</b>		(-)	-	(-)	-	(-) -
<b>Initial Spares</b>		—-		—-		—-
<b>Subtotal</b>		-		-		-
<b>RDT&amp;E</b>		352.2		463.1		614.0
<b>Military Construction</b>		—-		—-		—-
<b>TOTAL</b>		352.2		463.1		614.0

**AIRCRAFT PROGRAMS  
ARMY**

**UH-60 UTILITY HELICOPTER (BLACKHAWK)**

**Description:** The BLACKHAWK is a twin engine, single-rotor helicopter that is designed to carry a crew of four and a combat equipped squad of eleven or an equal cargo load. It is also capable of carrying external loads of up to 6,000 lbs. The prime contractor is United Technologies Corporation, Sikorsky Aircraft Division of Stratford, CT.

**Mission:** The BLACKHAWK provides a highly maneuverable, air transportable, troop carrying helicopter for all intensities of conflict, without regard to geographical location or environmental conditions. It moves troops, equipment and supplies into combat and performs aeromedical evacuation and multiple functions in support of the Army's air mobility doctrine for employment of ground forces.

	<b>Program Acquisition Costs (\$ Millions)</b>					
	<b><u>FY 1999</u></b>		<b><u>FY 2000</u></b>		<b><u>FY 2001</u></b>	
	<b><u>Qty</u></b>	<b><u>Amt</u></b>	<b><u>Qty</u></b>	<b><u>Amt</u></b>	<b><u>Qty</u></b>	<b><u>Amt</u></b>
<b>Procurement</b>						
<b>Item</b>	(29)	269.8	(19)	215.9	(6)	86.8
<b>Initial Spares</b>		<u>3.5</u>		<u>-</u>		<u>-</u>
<b>Subtotal</b>		273.3		215.9		86.8
<b>RDT&amp;E</b>		-		9.8		29.9
<b>Military Construction</b>		<u>-</u>		<u>-</u>		<u>-</u>
<b>TOTAL</b>		273.3		225.7		116.7

**AIRCRAFT PROGRAMS  
NAVY**

**AV-8B (V/STOL) HARRIER**

**Description:** The AV-8B Harrier is a single-seat, single-engine, transonic jet aircraft capable of Vertical/Short Takeoff and Landing (V/STOL). This V/STOL capability, combined with high performance and combat effectiveness, provides the Marine Corps forces with a quick reaction weapon system. Prime contractors are Boeing Aircraft Corporation, St. Louis, MO for the airframe, Rolls Royce, Ltd. of Bristol, England for the engine, and British Aerospace of Kingston, England for the aft fuselage. The last year of new production for the AV-8B aircraft for the United States was FY 1992. The AV-8B Remanufacture program converts older AV-8B day attack configured aircraft to the most recent production radar/night attack configuration. The budget request supports continuation of a 3-year multiyear procurement for airframes.

**Mission:** The mission of the AV-8B aircraft is to provide close air support for Marine Corps forces in amphibious operations, and direct support of ground forces from austere forward bases.

**Program Acquisition Costs  
(\$ Millions)**

	<u>FY 1999</u>		<u>FY 2000</u>		<u>FY 2001</u>	
	<u>Qty</u>	<u>Amt</u>	<u>Qty</u>	<u>Amt</u>	<u>Qty</u>	<u>Amt</u>
<b>Procurement</b>						
<b>AV-8B</b>	(11)	331.7	(11)	300.5	(10)	226.6
<b>Initial Spares</b>		<u>24.3</u>		<u>18.1</u>		<u>8.5</u>
<b>Subtotal</b>		356.0		318.6		235.1
<b>RDT&amp;E,N</b>		40.1		38.4		38.1
<b>Military Construction</b>		—		—		—
<b>TOTAL</b>		396.1		357.0		273.2

**AIRCRAFT PROGRAMS  
NAVY**

**CH-60S Helicopter**

**Description:** The CH-60S is a versatile twin-engine helicopter used to maintain forward deployed fleet sustainability through rapid airborne delivery of materials and personnel, and to support amphibious operations through search and rescue coverage. The budget request supports participation in the Army's multiyear procurement. The prime contractor is Sikorsky Aircraft of Stratford, CT.

**Mission:** The CH-60S will conduct vertical replenishment (VERTREP), day/night ship-to-ship, ship-to shore, and shore-to-ship external transfer of cargo; internal transport of passengers, mail and cargo, vertical onboard delivery; air operations; and day/night search and rescue.

**Program Acquisition Costs  
(\$ Millions)**

	<u>FY 1999</u>		<u>FY 2000</u>		<u>FY 2001</u>	
	<u>Qty</u>	<u>Amt</u>	<u>Qty</u>	<u>Amt</u>	<u>Qty</u>	<u>Amt</u>
<b>Procurement</b>						
<b>CH-60</b>	(5)	135.3	(17)	357.5	(15)	245.5
<b>Initial Spares</b>		<u>3.3</u>		<u>8.8</u>		<u>12.0</u>
<b>Subtotal</b>		138.6		366.3		257.5
<b>RDT&amp;E,N</b>		36.8		44.6		13.2
<b>Military Construction</b>		<u>-</u>		<u>-</u>		<u>-</u>
<b>TOTAL</b>		175.4		410.9		270.7



**AIRCRAFT PROGRAMS  
NAVY**

**EA-6B PROWLER**

**Description:** The EA-6B Prowler is a 4-seat twin engine derivative of the A-6 Attack aircraft that is equipped with a computer-controlled electronic surveillance and control system and high power jamming transmitters. The overall goals of the modification program are to upgrade the airframe structure and avionics systems to increase the life of the aircraft and to expand the aircraft's jamming capabilities. Contractors are Northrop Grumman, Tracor Aerospace, and AIL Systems.

**Mission:** The mission of the EA-6B aircraft is to provide all weather electronic countermeasures (ECM) in support of Navy and Marine Corps strike forces. The budget request includes funding to modify the EA-6B aircraft.

**Program Acquisition Costs  
(\$ Millions)**

	<u>FY 1999</u>		<u>FY 2000</u>		<u>FY 2001</u>	
	<u>Qty</u>	<u>Amt</u>	<u>Qty</u>	<u>Amt</u>	<u>Qty</u>	<u>Amt</u>
<b>Procurement</b>						
<b>Modifications</b>	-	208.9	-	264.5		203.1
<b>Initial Spares</b>		—-		—-		—-
<b>Subtotal</b>		208.9		264.5		203.1
<b>RDT&amp;E,N</b>		61.0		135.1		55.5
<b>Military Construction</b>		—-		—-		—-
<b>TOTAL</b>		269.9		399.6		258.6

**AIRCRAFT PROGRAMS  
NAVY**

**E-2C HAWKEYE**

**Description:** The E-2C Hawkeye is an all weather, carrier-based, airborne early warning aircraft. Prime contractors are Northrop-Grumman Corporation of St. Augustine, FL for the airframe and General Motors Corporation, Allison Division, Indianapolis, IN for the engine. The budget request supports continuation of a 5-year multiyear procurement.

**Mission:** The missions of the E-2C aircraft are airborne early warning, strike and control, radar surveillance, search and rescue assistance, communication relay and automatic tactical data exchange.

	Program Acquisition Costs					
	(\$ Millions)					
	<u>FY 1999</u>		<u>FY 2000</u>		<u>FY 2001</u>	
	<u>Qty</u>	<u>Amt</u>	<u>Qty</u>	<u>Amt</u>	<u>Qty</u>	<u>Amt</u>
<b>Procurement</b>						
<b>E-2C</b>	(3)	395.8	(3)	382.6	(5)	320.9
<b>Initial Spares</b>		<u>12.4</u>		<u>13.0</u>		<u>13.1</u>
<b>Subtotal</b>		408.2		395.6		334.0
<b>RDT&amp;E,N</b>		45.2		36.3		18.7
<b>Military Construction</b>		—		—		—
<b>TOTAL</b>		453.4		431.9		352.7

**AIRCRAFT PROGRAMS  
NAVY**

**F/A-18E/F HORNET**

**Description:** The F/A-18E/F is a twin-engine, high-performance, multi-mission, tactical aircraft for deployment in Navy and Marine Corps fighter and attack squadrons. The development of the F/A-18E/F began in FY 1991. The F/A-18E/F possesses enhanced range, payload and survivability features compared with the current C/D model aircraft. It will replace the F/A-18C/D and will partially replace the A-6E and the F-14A. Prime contractors are Boeing Aircraft Corporation of St. Louis, MO for the airframe and General Electric Company, Aircraft Engine Division of Lynn, MA for the engines. Northrop Grumman Corporation, Hawthorne, CA is a major subcontractor. The budget request provides for completion of operational evaluation and supports continuation of a 5 year multiyear procurement.

**Mission:** The F/A-18E/F is a strike fighter capable of performing the following missions: strike, interdiction, close air support, fighter escort, and fleet air defense.

	<b>Program Acquisition Costs</b>					
	(\$ Millions)					
	<u>FY 1999</u>		<u>FY 2000</u>		<u>FY 2001</u>	
	<u>Qty</u>	<u>Amt</u>	<u>Qty</u>	<u>Amt</u>	<u>Qty</u>	<u>Amt</u>
<b>Procurement</b>						
<b>F/A-18E/F</b>	(30)	2,816.4	(36)	2,837.8	(42)	2,919.6
<b>Initial Spares</b>		<u>83.5</u>		<u>80.2</u>		<u>141.8</u>
<b>Subtotal</b>		2,899.9		2,918.0		3,061.4
<b>RDT&amp;E,N</b>		197.7		141.8		19.2
<b>Military Construction</b>		<u>-</u>		<u>-</u>		<u>-</u>
<b>TOTAL</b>		3,097.6		3,059.8		3,080.6

**AIRCRAFT PROGRAMS  
NAVY**

**T-45 GOSHAWK**

**Description:** The T-45 GOSHAWK is a derivative of the British Aerospace HAWK aircraft. The T-45 Training System will integrate aircraft, simulators, academics, and a training management system into a replacement for current intermediate and advanced phase training aircraft. The prime contractor is Boeing Aircraft Company, St. Louis, MO; British Aerospace of Kingston, England provides the center and aft fuselage; and Rolls Royce, Ltd of Bristol, England provides the engine. The budget request supports procurement of the airframes.

**Mission:** The T-45 will provide undergraduate jet pilot training for Navy and Marine Corps aviators.

**Program Acquisition Costs  
(\$ Millions)**

	<u>FY 1999</u>		<u>FY 2000</u>		<u>FY 2001</u>	
	<u>Qty</u>	<u>Amt</u>	<u>Qty</u>	<u>Amt</u>	<u>Qty</u>	<u>Amt</u>
<b>Procurement</b>						
<b>T-45</b>	(15)	300.6	(15)	332.9	(12)	273.7
<b>Initial Spares</b>		<u>11.3</u>		<u>10.6</u>		<u>6.9</u>
<b>Subtotal</b>		311.9		343.5		280.6
<b>RDT&amp;E,N</b>		-		-		-
<b>Military Construction</b>		—		—		—
<b>TOTAL</b>		311.9		343.5		280.6

**AIRCRAFT PROGRAMS  
NAVY**

**SH-60R HELICOPTER**

**Description:** The SH-60R is a remanufacture of the H-60 series helicopter which will improve the capability of the LAMPS MK III Weapons system to provide battle group protection by adding significant capability in coastal littorals and regional conflicts. The remanufacturing scope includes an upgrade, service life extension, standard Depot Level Maintenance, and incorporation of Engineering Change Proposals. Prime contractors are Sikorsky Aircraft of Stratford, CT for the airframe and Lockheed Martin of Owego, NY for the avionics.

**Mission:** The SH-60R will be the forward deployed fleet's primary Anti-Submarine and Anti-Surface Warfare platform. This request provides funding for the remanufacture of H-60 series helicopters.

	<b>Program Acquisition Costs</b>					
	(\$ Millions)					
	<u>FY 1999</u>		<u>FY 2000</u>		<u>FY 2001</u>	
<b>Procurement</b>	<u>Qty</u>	<u>Amt</u>	<u>Qty</u>	<u>Amt</u>	<u>Qty</u>	<u>Amt</u>
<b>Item</b>	(-)	-	(7)	216.7	(4)	162.3
<b>Initial Spares</b>		—		<u>14.2</u>		<u>14.6</u>
<b>Subtotal</b>		-		230.9		176.9
<b>RDT&amp;E,N</b>		199.7		118.0		69.9
<b>Military Construction</b>		—		—		—
<b>TOTAL</b>		199.7		348.9		246.8

**AIRCRAFT PROGRAMS  
AIR FORCE**

**B-2 STEALTH BOMBER**

**Description:** The B-2 is an intercontinental bomber that employs low observable technology to achieve its mission. The bomber is an all-wing, two-place aircraft with twin-weapon bays. Four General Electric F-118-GE100 aircraft engines power the B-2. The F-118 engine is a derivative of the F-100 engine, currently used in the F-16 fighter and is in the 19,000lb thrust class. Northrop-Grumman Corporation, Pico Rivera, CA is the prime contractor for the (21) B-2s; the engines are manufactured by General Electric, Evendale, OH. The FY 2001 budget request includes funding to continue development and for various post production support costs.

**Mission:** The primary mission of the B-2 is to enable any theater commander to hold at risk and, if necessary, attack an enemy's war-making potential, especially those time critical targets that, if not destroyed in the first hours or days of a conflict, would allow unacceptable damage to be inflicted on the friendly side. The B-2 will also retain its potential as a nuclear bomber, reinforcing the deterrence of nuclear conflict.

**Program Acquisition Costs  
(\$ Millions)**

	<u>FY 1999</u>		<u>FY 2000</u>		<u>FY 2001</u>	
	<u>Qty</u>	<u>Amt</u>	<u>Qty</u>	<u>Amt</u>	<u>Qty</u>	<u>Amt</u>
<b>Procurement</b>						
<b>Item</b>		243.4		112.3		61.3
<b>Initial Spares</b>		<u>54.0</u>		<u>60.5</u>		<u>22.9</u>
<b>Subtotal</b>		297.4		172.8		84.2
<b>RDT&amp;E</b>		108.6		297.9		48.3
<b>Military Construction</b>		<u>-</u>		<u>23.0</u>		<u>12.7</u>
<b>TOTAL</b>		406.0		493.7		145.2

**AIRCRAFT PROGRAMS  
AIR FORCE**

**C-17 AIRLIFT AIRCRAFT**

**Description:** The C-17 program is a wide body, four engine, turbofan aircraft that meets the requirement to modernize the U.S. strategic airlift capability. The C-17 is capable of performing the entire spectrum of airlift missions and is specifically designed to effectively and efficiently operate in both the intertheater and intratheater environments. The major contractors are Boeing, Long Beach, CA (Airframe) and Pratt-Whitney, East Hartford, CT (Engine). The FY 2001 budget requests funding for operational development to continue aircraft production for a total procurement of 134 aircraft and to make product improvements.

**Mission:** The C-17 will provide outsize intratheater airland/airdrop capability not available in the current airlift force and eventually replace C-141s as they begin to retire after the turn of the century.

**Program Acquisition Costs  
(\$ Millions)**

	<u>FY 1999</u>		<u>FY 2000</u>		<u>FY 2001</u>	
	<u>Qty</u>	<u>Amt</u>	<u>Qty</u>	<u>Amt</u>	<u>Qty</u>	<u>Amt</u>
<b>Procurement</b>						
<b>Item</b>	(13)	2,873.0	(15)	3,354.9	(12)	2,890.9
<b>Initial Spares</b>		<u>109.9</u>		<u>-</u>		<u>-</u>
<b>Subtotal</b>		2,982.9		3,354.9		2,890.9
<b>RDT&amp;E</b>		120.4		159.0		176.4
<b>Military Construction</b>		<u>71.0</u>		<u>26.1</u>		<u>13.7</u>
<b>TOTAL</b>		3,174.3		3,540.0		3,081.0

**AIRCRAFT PROGRAMS  
AIR FORCE**

**CIVIL AIR PATROL (CAP) AIRCRAFT**

**Description:** The Civil Air Patrol aircraft will be new or used propeller-driven commercial aircraft to be provided to the Civil Air Patrol by the Air Force from various contractors. When originally established, the Civil Air Patrol was to receive its operating equipment from excess inventory in the Department of Defense. In recent years, the inventory of propeller-driven aircraft in the Department of Defense has been decreasing, allowing for fewer aircraft for modernization of the CAP. The Congress, in recognition of this fact, has permitted the Air Force to procure used or new aircraft specifically for transfer to the CAP. The FY 2001 budget requests funding for the continued procurement of aircraft.

**Mission:** The CAP aircraft will be utilized by the CAP to perform its mission of emergency search and rescue services and to provide aeronautical education for its members and the public.

**Program Acquisition Costs  
(\$ Millions)**

	<u>FY 1999</u>		<u>FY 2000</u>		<u>FY 2001</u>	
	<u>Qty</u>	<u>Amt</u>	<u>Qty</u>	<u>Amt</u>	<u>Qty</u>	<u>Amt</u>
<b>Procurement</b>						
Item	(27)	3.0	(27)	2.5	(27)	2.5
Initial Spares		—		—		—
Subtotal		3.0		2.5		2.5
<b>RDT&amp;E</b>			-		-	
<b>Military Construction</b>		—		—		—
<b>TOTAL</b>		3.0		2.5		2.5



**AIRCRAFT PROGRAMS  
AIR FORCE**

**E-8C JOINT STARS**

**Description:** The E-8C Joint Surveillance Target Attack Radar System (Joint STARS) aircraft is a Boeing 707 class aircraft modified to operate a target attack radar system to detect and track both moving and fixed enemy ground targets. Northrop-Grumman Corporation, Melbourne, FL is the prime contractor. The FY 2001 budget requests funding for continuation of development activities and aircraft production.

**Mission:** Joint STARS will provide battlefield surveillance, attack planning and control and post-attack damage assessment.

**Program Acquisition Costs  
(\$ Millions)**

	<u>FY 1999</u>		<u>FY 2000</u>		<u>FY 2001</u>	
	<u>Qty</u>	<u>Amt</u>	<u>Qty</u>	<u>Amt</u>	<u>Qty</u>	<u>Amt</u>
<b>Procurement</b>						
Item	(2)	508.9	(1)	287.6	(1)	260.6
Initial Spares		<u>66.1</u>		<u>72.2</u>		<u>22.6</u>
Subtotal		575.0		359.8		283.2
<b>RDT&amp;E</b>		91.7		147.6		144.1
<b>Military Construction</b>		<u>      -</u>		<u>      -</u>		<u>      -</u>
<b>TOTAL</b>		666.7		507.4		427.3

**AIRCRAFT PROGRAMS  
AIR FORCE**

**F-15A EAGLE MULTI MISSION FIGHTER**

**Description:** The F-15E is a twin-engine, two man crew, fixed swept wing aircraft. The F-15E maintains the basic F-15 air superiority characteristics while adding air-to-surface weapons capability. Prime contractors are Boeing of St. Louis, MO for the airframe, and Pratt and Whitney of East Hartford, CT for the engine. The FY 2001 budget request provides for continuation of development activities.

**Mission:** The F-15E performs both air superiority and all-weather, deep penetration, and night/under-the-weather attack with large air-to-surface weapon payloads.

**Program Acquisition Costs  
(\$ Millions)**

	<u>FY 1999</u>		<u>FY 2000</u>		<u>FY 2001</u>	
	<u>Qty</u>	<u>Amt</u>	<u>Qty</u>	<u>Amt</u>	<u>Qty</u>	<u>Amt</u>
<b>Procurement</b>						
<b>Item</b>		-	(5)	291.6		-
<b>Initial Spares</b>		---		---		---
<b>Subtotal</b>		-		291.6		
<b>RDT&amp;E</b>		101.0		126.2		61.3
<b>Military Construction</b>		---		---		---
<b>TOTAL</b>		101.0		417.8		61.3

**AIRCRAFT PROGRAMS  
AIR FORCE**

**F-16 FALCON MULTI-MISSION FIGHTER**

**Description:** The F-16 is a single seat, fixed wing, high performance fighter aircraft powered by a single engine. The advanced technology features include a blended wing body, reduced static margin, and fly-by-wire flight control system. Prime contractors are Lockheed-Martin of Fort Worth, TX for the airframe and Pratt and Whitney of East Hartford, CT and General Electric, Evendale, OH for the engine. The FY 2001 budget request provides for continued development activities.

**Mission:** The F-16 aircraft is a lightweight, high performance, multipurpose fighter capable of performing a broad spectrum of tactical air warfare tasks at affordable cost well into the next century.

**Program Acquisition Costs  
(Dollars in Millions)**

	<u>FY 1999</u>		<u>FY 2000</u>		<u>FY 2001</u>	
	<u>Qty</u>	<u>Amt</u>	<u>Qty</u>	<u>Amt</u>	<u>Qty</u>	<u>Amt</u>
<b>Procurement</b>						
Item	(1)	36.2	(10)	262.2		-
Initial Spares		—		45.7		24.3
Subtotal		36.2		307.9		24.3
<b>RDT&amp;E</b>		120.4		114.2		124.9
<b>Military Construction</b>		—		—		—
<b>TOTAL</b>		156.6		422.1		149.2

**AIRCRAFT PROGRAMS  
AIR FORCE**

**F-22 RAPTOIR**

**Description:** The F-22 program will develop the next generation air superiority fighter for the first part of the next century. The F-22 is being designed to penetrate enemy airspace and achieve first-look, first-kill capability against multiple targets. The contractors for Engineering & Manufacturing Development are Lockheed Martin, Marietta, GA, and Ft. Worth, TX; Boeing, Seattle, WA for the airframe; and Pratt & Whitney, West Palm Beach, FL for the engine. The FY 2001 budget request provides for continued development funding and the production of ten aircraft.

**Mission:** The F-22 will enhance U.S. air superiority capability against the projected threat and will eventually replace the F-15 aircraft.

**Program Acquisition Costs  
(\$ Millions)**

	<u>FY 1999</u>		<u>FY 2000</u>		<u>FY 2001</u>	
	<u>Qty</u>	<u>Amt</u>	<u>Qty</u>	<u>Amt</u>	<u>Qty</u>	<u>Amt</u>
<b>Procurement</b>						
<b>Item</b>	(2)	770.0	(-)	280.5	(10)	2,546.1
<b>Initial Spares</b>		<u>24.9</u>		-		<u>-</u>
<b>Subtotal</b>		794.9		280.5		2,546.1
<b>RDT&amp;E</b>		1,561.8		1,945.1		1,411.8
<b>Military Construction</b>		<u>-</u>		<u>-</u>		<u>-</u>
<b>TOTAL</b>		2,356.7		2,225.6		3,957.9

**AIRCRAFT PROGRAMS  
AIR FORCE**

**AIRBORNE LASER**

**Description:** The Airborne Laser (ABL), designated the YAL-1A Attack Laser Aircraft, provides a rapidly deployable airborne platform equipped with a long-range laser weapon. Installed on a modified Boeing 747-400F freighter, ABL will employ an advanced beam control and atmospheric compensation system to precisely direct a multi-megawatt high-energy chemical laser on a boosting missile. The new weapon system is being designed and built by the Boeing led Team ABL, which includes TRW for high-energy lasers, Lockheed Martin for beam and fire control, and Boeing for system integration, aircraft modification, and battle management. The ABL program planned production is for 7 ABL (2 refurbished test aircraft and 5 production aircraft). The FY 2001 budget request includes funding to continue the design, fabrication, integration, and test (lethal demonstration) of a prototype ABL weapon system.

**Mission:** The primary mission of the ABL is to provide a rapidly deployable airborne platform equipped with long-range laser weapon, capable of autonomously detecting, acquiring, tracking, identifying, and negating both liquid and solid-fueled Theater Ballistic Missiles (TBM) during the boost phase of flight. The ABL is listed as a core Upper Tier Theater Missile Defense program worked in coordination with the Ballistic Missile Defense Organization (BMDO).

**Program Acquisition Costs  
(\$ Millions)**

	<u>FY 1999</u>		<u>FY 2000</u>		<u>FY 2001</u>	
	<u>Qty</u>	<u>Amt</u>	<u>Qty</u>	<u>Amt</u>	<u>Qty</u>	<u>Amt</u>
<b>Procurement</b>						
<b>Item</b>		-		-		-
<b>Initial Spares</b>		-		-		-
<b>Subtotal</b>		-		-		-
<b>RDT&amp;E</b>		252.4		304.2		148.6
<b>Military Construction</b>		-		-		-
<b>TOTAL</b>		252.4		304.2		148.6

**AIRCRAFT PROGRAMS  
DOD-WIDE/JOINT**

**JOINT PRIMARY AIRCRAFT TRAINING SYSTEM (JPATS)**

**Description:** The Joint Primary Aircraft Training System (JPATS) is a joint Air Force/Navy program to replace both Service's fleets of primary trainer aircraft (T-37 and T-34, respectively) and associated Ground Based Training Systems (GBTS). The program includes the purchase of aircraft, simulators, ground-based training devices, training management systems, instructional courseware, and logistics support. The contractor is Beech Aircraft Corporation, Wichita, KS (airframe). The FY 2001 budget provides funding for continued development activities and production aircraft.

**Mission:** The mission of the JPATS is to support joint Air Force and Navy specialized undergraduate pilot training. It will support training of student aviators in the fundamentals of flying prior to transition into advanced training.

**Program Acquisition Costs  
(\$ Millions)**

	<u>FY 1999</u>		<u>FY 2000</u>		<u>FY 2001</u>	
	<u>Qty</u>	<u>Amt</u>	<u>Qty</u>	<u>Amt</u>	<u>Qty</u>	<u>Amt</u>
<b>Procurement</b>						
<b>Item</b>						
<i>Air Force</i>	(22)	108.2	(29)	111.4	(27)	113.8
<i>Navy</i>			(12)	55.5	(21)	74.4
<b>Initial Spares</b>		—		—		—
<b>Subtotal</b>	(22)	108.2	(41)	166.9	(41)	188.2
<b>RDT&amp;E</b>						
<i>Air Force</i>		38.4		33.3		21.7
<i>Navy</i>		<u>.6</u>		<u>.3</u>		<u>.3</u>
<b>Subtotal</b>		39.0		33.6		22.0
<b>Military Construction</b>		—		—		—
<b>Total</b>						
<i>Air Force</i>		146.6		144.7		135.5
<i>Navy</i>		.6		55.8		74.7
<b>TOTAL</b>		147.2		200.5		210.2

**AIRCRAFT PROGRAMS  
DOD-WIDE/JOINT**

**JOINT STRIKE FIGHTER (JSF)**

**Description:** The Joint Strike Fighter (JSF), formerly the Joint Advanced Strike Technology (JAST) Program, was established to support development of an affordable next-generation strike fighter for the Air Force, Marine Corps, Navy and U.S. allies. This joint program will facilitate the development of affordable operational concepts for next-generation strike fighter aircraft and related systems and transition key technologies and common components to support future joint strike fighter requirements while reducing cost and risk. The Navy and Air Force will each provide approximate equal shares of development funding for the program during the Future Years Defense Program (FYDP). The Defense Advanced Research Projects Agency (DARPA) also contributed funding for the concept flight demonstration effort. The program will develop several technology demonstrator aircraft to explore different technologies that could be incorporated into future aircraft. From these technology demonstrators, prototype aircraft will be developed to help choose the next-generation strike fighter, possibly using advanced short takeoff and vertical landing (ASTOVL) technology. The FY 2001 budget requests completes efforts prior to entering the engineering and manufacturing development (EMD) phase of the program. Contracts have been awarded to Lockheed Martin of Bethesda, MD, Boeing of Seattle, WA for the airframe; and Pratt and Whitney, FL for the propulsion system. EMD begins in FY 2001

**Mission:** JSF will ultimately result in the acquisition of one or more aircraft to replace Air Force F-16s, Marine Corps AV-8Bs, and F/A-18s and provide the Navy a first day of war survivable strike fighter to complement the F/A-18E/F.

**Program Acquisition Costs  
(\$ Millions)**

	<u>FY 1999</u>		<u>FY 2000</u>		<u>FY 2001</u>	
	<u>Qty</u>	<u>Amt</u>	<u>Qty</u>	<u>Amt</u>	<u>Qty</u>	<u>Amt</u>
<b>Procurement</b>						
Item		(-)	-	(-)	-	(-)
Initial Spares		_____ -		_____ -		_____ -
Subtotal		-		-		-
<b>RDT&amp;E</b>						
Navy		471.3		239.9		427.6
Air Force		453.6		249.1		429.1
<b>Military Construction</b>		_____ -		_____ -		_____ -
<b>TOTAL</b>		<b>924.9</b>		<b>489.0</b>		<b>856.7</b>

**AIRCRAFT PROGRAMS**  
**Defense-Wide/Joint**

**V-22 OSPREY**

**Description:** The V-22 Osprey is a tilt-rotor, vertical takeoff and landing aircraft designed to meet the amphibious/vertical assault needs of the Marine Corps, long range special operations forces (SOF) missions for USSOCOM, and the strike rescue needs of the Navy. The aircraft will be capable of flying 2,100 miles with one refueling, giving the services the advantage of a V/STOL aircraft that could rapidly self-deploy to any location in the world. Procurement objective is 458 (360 MV-22 aircraft for the Marine Corps; 50 CV-22 aircraft for USSOCOM; and 48 HV-22 aircraft for the Navy). The MV-22 will replace the CH-46E and CH-53D helicopters. The contractors are Textron, Inc., Bell Helicopter Division, Fort Worth, TX and Boeing Vertol, Philadelphia, PA, for the air vehicle and General Motors Corporation, Allison Division, Indianapolis, IN, for the engine. The budget request supports procurement for 16 MV-22 aircraft for the Marine Corps and 4 CV-22 aircraft for the Air Force.

**Mission:** The V-22 mission includes airborne assault, vertical lift, combat search and rescue, and special operations.

	<b>Program Acquisition Costs</b>					
	(\$ Millions)					
	<u>FY 1999</u>		<u>FY 2000</u>		<u>FY 2001</u>	
	<u>Qty</u>	<u>Amt</u>	<u>Qty</u>	<u>Amt</u>	<u>Qty</u>	<u>Amt</u>
<b>Procurement</b>						
MV-22 (USMC)	(7)	657.4	(11)	921.9	(16)	1,208.4
Initial spares		<u>29.2</u>		<u>61.8</u>		<u>106.5</u>
Subtotal		686.6		983.7		1,314.9
CV-22 (AF)	(-)	22.0	(-)	41.7	(4)	363.0
Initial spares		<u>-</u>		<u>-</u>		<u>17.0</u>
Subtotal		22.0		41.7		380.0
Subtotal	(7)	708.6	(11)	1,025.4	(20)	1,694.9
<b>RDT&amp;E,N</b>		336.1		181.9		148.2
<b>MILCON</b>		<u>-</u>		<u>-</u>		<u>-</u>
<b>Total</b>		1,044.7		1,207.3		1,843.1



**AIRCRAFT PROGRAMS  
DOD-WIDE/JOINT**

**C-130J AIRLIFT AIRCRAFT**

**Description:** The Hercules C-130J is planned to be a tactical airlift aircraft that will address the need to modernize the U.S. tactical airlift capability. The C-130J will be capable of performing a number of tactical airlift missions including deployment and redeployment of troops and/or supplies within and between command areas in a theater of operation, aeromedical evacuation, air logistic support and augmentation of strategic airlift forces. The major contractors are Lockheed Martin Corporation, Marietta, GA for the airframe and General Motors Corporation, Allison Division, Indianapolis, IN for the engine. The FY 2001 budget requests funding for two C-130J and two KC130J aircraft.

**Mission:** The mission of the C-130J is the immediate and responsive air movement and delivery of combat troops and supplies directly into objective areas through air-landing, extraction, airdrop, or other delivery techniques; and the air logistic support of all theater forces, including those engaged in combat operations. These aircraft will eventually replace C-130Es as they begin to retire after the turn of the century. The KC-130J provides aerial refueling service as well as assault air transport for personnel, equipment and supplies.

**Program Acquisition Costs  
(\$ Millions)**

	<u>FY 1999</u>		<u>FY 2000</u>		<u>FY 2001</u>	
	<u>Qty</u>	<u>Amt</u>	<u>Qty</u>	<u>Amt</u>	<u>Qty</u>	<u>Amt</u>
<b>Procurement</b>						
<b>Air Force</b>						
C-130H	(-)	7.0	(-)	-	(-)	-
C-130J	(-)	29.1	(-)	46.4	(2)	208.1
WC-130J	(1)	74.5	(-)	-	(-)	-
EC-130J	(1)	83.9	(1)	87.0	(-)	-
Initial Spares (C-130J)		<u>60.7</u>		<u>-</u>		<u>-</u>
Subtotal	(2)	<u>255.2</u>	(1)	<u>133.4</u>	(2)	<u>208.1</u>
<b>Navy</b>						
KC-130J	(2)	111.3	(1)	76.7	(2)	154.8
Initial Spares (KC-130J)		<u>-</u>		<u>-</u>		<u>12.3</u>
Subtotal	(2)	<u>111.3</u>	(1)	<u>76.7</u>	(2)	<u>167.1</u>
<b>Air National Guard</b>						
C-130J	(3)	192.0	(-)	-	(-)	-
<b>RDT&amp;E, AF</b>		<u>-</u>		<u>40.1</u>		<u>60.5</u>
<b>TOTAL</b>	(7)	<b>558.5</b>	(2)	<b>250.2</b>	(4)	<b>435.7</b>

**MISSILE PROGRAMS  
ARMY**

**ARMY TACTICAL MISSILE SYSTEM (ATACMS)**

**Description:** ATACMS is a surface-to-surface deep fire guided missile used to attack high value targets such as missile sites and command, control and communications complexes. The ATACMS missiles are fired from modified Multiple Launch Rocket System (MLRS) launchers. The Block I variants are armed with an anti-personnel/anti-material warhead. The Block IA integrates Global Positioning System (GPS) into the guidance system of the missile to provide more accurate information for orientation of the missile in position and azimuth. The Block IA carries fewer M74 bomblets than the Block I (down to 300 from 950) which gives the Block IA a range approximately twice that of the ATACMS Block I missile. The ATACMS Block II will be the delivery vehicle for the guided antiarmor Brilliant Anti Armor (BAT) submunition. The FY 2001 buy is 55 Block II missiles. The ATACMS prime contractor is the Lockheed Martin Missiles and Fire Control Systems of Dallas, TX.

**Mission:** To provide deep fires in near all-weather conditions, day or night. All ATACMS missiles are capable of effectively engaging high priority targets at ranges beyond the capability of cannons and rockets. The Block I configurations will be used to attack tactical surface-to-surface missile sites, air defense systems, logistics elements and other fixed facilities. The ATACMS Block II will be used against deep enemy armor.

**Program Acquisition Costs  
(\$ Millions)**

	<u>FY 1999</u>		<u>FY 2000</u>		<u>FY 2001</u>	
	<u>Qty</u>	<u>Amt</u>	<u>Qty</u>	<u>Amt</u>	<u>Qty</u>	<u>Amt</u>
<b>Procurement</b>						
Item -- Block IA	(96)	90.6	(110)	90.7	(-)	15.0
Block II	(24)	<u>149.7</u>	(48)	<u>228.1</u>	(55)	<u>230.3</u>
Subtotal	(120)	240.3	(158)	318.8	(55)	245.3
RDT&E		39.0		43.0		27.6
Military Construction		—		—		—
<b>TOTAL</b>		<b>279.3</b>		<b>361.8</b>		<b>272.9</b>

**MISSILE PROGRAMS  
ARMY**

**BRILLIANT ANTI-ARMOR (BAT) SUBMUNITION**

**Description:** The BAT is a dual-sensor (acoustics and infrared) smart submunition that autonomously seeks, identifies, and destroys moving armored targets. The BAT submunition is an unpowered, aerodynamically stable, glider approximately 36 inches long, 5.5 inches in diameter, and weighing 44 pounds. BAT's large footprint is designed to compensate for target location errors. A pre-planned product improvement (P3I) BAT combines acoustic, millimeter wave radar, and imaging infrared sensors through a common aperture to improve BAT's performance against cold stationary targets and other postulated high payoff targets, as well as enhancing its countermeasure resistance and inclement weather performance. BAT and P3I BAT are carried deep into enemy territory by the Block II variant of the Army Tactical Missile System (ATACMS). Northrop Grumman Corporation is the prime contractor for the BAT submunition, while Lockheed Martin Missile and Fire Control Systems Corporation is the contractor for the ATACMS Block II missile.

**Mission:** Deep attack of moving armored vehicles before they can influence the battle. In addition, P3I BAT's mission includes cold stationary targets, multiple rocket launchers, and surface-to-surface missile transporter erector launchers.

	Program Acquisition Costs (\$ Millions)					
	<u>FY 1999</u>		<u>FY 2000</u>		<u>FY 2001</u>	
	<u>Qty</u>	<u>Amt</u>	<u>Qty</u>	<u>Amt</u>	<u>Qty</u>	<u>Amt</u>
<b>Procurement</b>						
<b>Item</b>	(304)	94.5	(609)	142.9	(741)	134.9
<b>Initial Spares</b>		—-		—-		—-
<b>Subtotal</b>		94.5		142.9		139.9
<b>RDT&amp;E</b>		131.9		142.8		96.1
<b>Military Construction</b>		—-		—-		—-
<b>TOTAL</b>		226.4		285.7		236.0

**MISSILE PROGRAMS  
ARMY**

**JAVELIN ADVANCED ANTI-TANK WEAPON SYSTEM-MEDIUM (AAWS-M)**

**Description:** The Javelin Advanced Anti-tank Weapon System-Medium is a man-portable fire and forget weapon system that is replacing the existing DRAGON anti-armor missile system in Army Infantry, Combat Engineer, and Scout units. Javelin is highly lethal against tanks with conventional and reactive armor. Special features of Javelin are the choice of top attack or direct fire mode, integrated day/night sight, soft launch permitting fire from enclosures, and imaging infrared seeker. Procurement funds buy Missiles, Command Launch Units (CLU) and Training Devices. The prime contractor is the Raytheon TI and Lockheed Martin Javelin Joint Venture at Tucson, AZ and Orlando, FL.

**Mission:** To defeat armor targets.

**Program Acquisition Costs  
(\$ Millions)**

	<u>FY 1999</u>		<u>FY 2000</u>		<u>FY 2001</u>	
	<u>Qty</u>	<u>Amt</u>	<u>Qty</u>	<u>Amt</u>	<u>Qty</u>	<u>Amt</u>
<b>Procurement</b>						
<b>Item</b>	(3,569)	337.8	(2,525)	344.6	(3,754)	372.2
<b>Initial Spares</b>		<u>3.7</u>		<u>4.5</u>		<u>6.6</u>
<b>Subtotal</b>		341.5		349.1		378.8
<b>RDT&amp;E</b>		4.0		<u>.5</u>		<u>.5</u>
<b>TOTAL</b>		345.5		349.6		379.3

**MISSILE PROGRAMS  
ARMY**

**Longbow Hellfire Missile**

**Description:** Longbow Hellfire integrates fire and forget technology in the Hellfire missile by incorporating a millimeter wave radar seeker in the Hellfire II aft section bus. The fire and forget guidance, which allows the helicopter to launch and then immediately re-mask, improves weapons system survivability by minimizing exposure to enemy fire. The Longbow system will be used on the Apache and Comanche helicopters. The primary advantages of the Longbow Hellfire missile include adverse weather capability (rain, snow, fog, smoke, and battlefield obscurants); millimeter wave countermeasures survivability; an advanced warhead capable of defeating all projected armor threats into the 21st century; and the capability of reprogramming the missile to adapt to changing threats and mission requirements. Work is being accomplished by the Longbow Limited Liability Company, a joint venture of Lockheed Martin Corporation, Orlando, FL and Northrop Grumman, Huntsville, AL.

**Mission:** Longbow Hellfire will provide an adverse weather, fire and forget, heavy antiarmor capability for the Apache and Comanche helicopters.

**Program Acquisition Costs  
(\$ Millions)**

	<u>FY 1999</u>		<u>FY 2000</u>		<u>FY 2001</u>	
	<u>Qty</u>	<u>Amt</u>	<u>Qty</u>	<u>Amt</u>	<u>Qty</u>	<u>Amt</u>
<b>Procurement</b>						
<b>Item</b>	(2,000)	343.3	(2,200)	292.9	(2,200)	285.4
<b>Initial Spares</b>		—		—		—
<b>Subtotal</b>		343.3		292.9		285.4
<b>RDT&amp;E</b>		=		=		=
<b>TOTAL</b>		343.3		292.9		285.4

**MISSILE PROGRAMS  
ARMY**

**MULTIPLE LAUNCH ROCKET SYSTEM (MLRS)**

**Description:** The Multiple Launch Rocket System (MLRS) consists of a tracked, self-propelled launcher loader, disposable rocket pods, and fire control equipment. Starting in FY 1998, an Improved Fire Control System and an Improved Launcher Mechanical System upgraded the MLRS launcher to the M270A1 configuration. The MLRS M270A1 is capable of firing all current and future MLRS rockets and attack missiles. The FY 2000 and 2001 buys continue LRIP production. The prime contractor is Lockheed Martin Missiles and Fire Control, Dallas, TX.

**Mission:** To neutralize or suppress enemy field artillery and air defense systems and supplement cannon artillery fires.

**Program Acquisition Costs  
(\$ Millions)**

	<u>FY 1999</u>		<u>FY 2000</u>		<u>FY 2001</u>	
	<u>Qty</u>	<u>Amt</u>	<u>Qty</u>	<u>Amt</u>	<u>Qty</u>	<u>Amt</u>
<b>Procurement</b>						
Rockets	(-)	-	(-)	3.7	(-)	9.4
Launchers	(24)	121.1	(39)	137.5	(66)	188.7
Initial Spares		<u>4.8</u>		<u>6.2</u>		<u>6.5</u>
Subtotal		125.9		147.4		204.6
<b>RDT&amp;E</b>		25.1		66.6		59.5
<b>Military Construction</b>		<u>-</u>		<u>-</u>		<u>-</u>
<b>TOTAL</b>		151.0		214.0		264.1

**MISSILE PROGRAMS  
ARMY**

**AVENGER**

**Description:** The Avenger is a light-weight highly mobile and transportable surface-to-air missile system consisting of a Stinger missile launcher mounted on a High Mobility Multipurpose Wheeled Vehicle (HMMWV). Part of the Forward Area Air Defense System (FAADS), the Avenger is designed to counter hostile cruise missiles, unmanned aerial vehicles, and low-flying, high-speed aircraft. The Avenger is equipped with eight ready Stinger missiles and .50 caliber machine gun. It has a two-man crew and can operate in day or night, clear or adverse weather conditions. The Avenger prime contractor is Boeing Aerospace, Huntsville, AL.

**Mission:** Provides line of sight low altitude air defense protection.

**Program Acquisition Costs  
(\$ Millions)**

	<u>FY 1999</u>		<u>FY 2000</u>		<u>FY 2001</u>	
	<u>Qty</u>	<u>Amt</u>	<u>Qty</u>	<u>Amt</u>	<u>Qty</u>	<u>Amt</u>
<b>Procurement</b>						
<b>Item</b>	(15)	34.7	(15)	34.2	(7)	29.9
<b>Initial Spares</b>		-		-		2.8
<b>Subtotal</b>	(15)	34.7	(15)	34.2	(7)	32.7
<b>RDT&amp;E</b>		-		-		-
<b>Military Construction</b>		-		-		-
<b>TOTAL</b>		34.7		34.2		32.7

**MISSILE PROGRAMS  
NAVY**

**ROLLING AIRFRAME MISSILE (RAM)**

**Description:** The Rolling Airframe Missile (RAM) is a high fire-power, low cost, lightweight complementary self-defense system to engage anti-ship cruise missiles. The prime contractor is Raytheon Corporation, Tucson, AZ.

**Mission:** The mission of the RAM is to provide high firepower close-in defense of combatant and auxiliary ships by utilizing a dual mode, passive radio frequency/infrared missile in a compact 21 cell launcher.

**Program Acquisition Costs  
(\$ Millions)**

	<u>FY 1999</u>		<u>FY 2000</u>		<u>FY 2001</u>	
	<u>Qty</u>	<u>Amt</u>	<u>Qty</u>	<u>Amt</u>	<u>Qty</u>	<u>Amt</u>
<b>Procurement</b>						
<b>Item</b>	(95)	44.3	(90)	45.3	(0)	23.1
<b>Initial Spares</b>		<u>1.9</u>		<u>1.7</u>		<u>2.5</u>
<b>Subtotal</b>		46.2		47.0		25.6
<b>RDT&amp;E</b>		5.0		6.4		3.8
<b>Military Construction</b>		—		—		—
<b>Total</b>		51.2		53.4		29.4



**MISSILE PROGRAMS  
NAVY**

**STANDARD MISSILE**

**Description:** The STANDARD missile family consists of various air defense missiles including supersonic, medium and extended range, surface-to-air and surface-to-surface missiles. The prime contractor is Raytheon Corporation, Tucson, AZ.

**Mission:** The mission of the STANDARD missile family is to provide all-weather, anti-aircraft and surface-to-surface armament for cruisers, destroyers and guided missile frigates.

**Program Acquisition Costs  
(\$ Millions)**

	<u>FY 1999</u>		<u>FY 2000</u>		<u>FY 2001</u>	
	<u>Qty</u>	<u>Amt</u>	<u>Qty</u>	<u>Amt</u>	<u>Qty</u>	<u>Amt</u>
<b>Procurement</b>						
<b>Item</b>	(114)	212.7	(86)	198.1	(96)	170.4
<b>Initial Spares</b>		<u>8.2</u>		<u>13.2</u>		<u>15.1</u>
<b>Subtotal</b>		220.9		211.3		185.5
<b>RDT&amp;E</b>		10.9		1.1		1.2
<b>Military Construction</b>		<u>-</u>		<u>-</u>		<u>-</u>
<b>TOTAL</b>		231.8		212.4		186.7

**MISSILE PROGRAMS  
NAVY**

**TOMAHAWK CRUISE MISSILE**

**Description:** The TOMAHAWK cruise missile weapon system is a long-range conventionally or nuclear armed system which is sized to fit torpedo tubes and capable of being deployed from a variety of surface ship and submarine platforms. The prime contractor is Raytheon, Tucson, AZ. FY 2001 continues development efforts for tactical TOMAHAWK.

**Mission:** The mission of the TOMAHAWK is to provide a long-range cruise missile launched from a variety of platforms against land and sea targets.

**Program Acquisition Costs  
(\$ Millions)**

	<u>FY 1999</u>		<u>FY 2000</u>		<u>FY 2001</u>	
	<u>Qty</u>	<u>Amt</u>	<u>Qty</u>	<u>Amt</u>	<u>Qty</u>	<u>Amt</u>
<b>Procurement</b>						
<b>Item</b>	(-)	439.2	(-)	0	(-)	0
<b>Initial Spares</b>		<u>3.1</u>		<u>1.2</u>		<u>0</u>
<b>Subtotal</b>		442.3		1.2		0
<b>RDT&amp;E</b>		149.8		141.4		91.4
<b>Military Construction</b>		<u>-</u>		<u>-</u>		<u>-</u>
<b>TOTAL</b>		592.1		142.6		91.4

**MISSILE PROGRAMS  
NAVY**

**TRIDENT II**

**Description:** The TRIDENT II (D-5) is a submarine launched ballistic missile with greater range, payload capability and accuracy than the TRIDENT I. The major contractor is Lockheed Martin Missiles and Space Company, Sunnyvale, CA.

**Mission:** The mission of the TRIDENT II is to deter nuclear war by means of assured retaliation in response to a major attack on the U.S. and to enhance nuclear stability by providing no incentive for enemy first strike.

**Program Acquisition Costs  
(\$ Millions)**

	<u>FY 1999</u>		<u>FY 2000</u>		<u>FY 2001</u>	
	<u>Qty</u>	<u>Amt</u>	<u>Qty</u>	<u>Amt</u>	<u>Qty</u>	<u>Amt</u>
<b>Procurement</b>						
<b>Item</b>	(5)	310.3	(12)	487.1	(12)	462.7
<b>Facility Support</b>		.2		2.2		1.2
<b>Initial Spares</b>		<u>5.5</u>		<u>-</u>		<u>-</u>
<b>Subtotal</b>		316.0		489.3		463.9
<b>RDT&amp;E</b>		37.4		36.2		32.1
		<u>-</u>		<u>-</u>		<u>-</u>
<b>TOTAL</b>		353.4		525.5		496.0

**MISSILE PROGRAMS  
MARINE CORPS**

**JAVELIN ADVANCED ANTITANK WEAPON SYSTEM-MEDIUM (AAWS-M)**

**Description:** The JAVELIN Advanced Antitank Weapon System-Medium will replace the existing DRAGON as the infantry medium antitank weapon for the Marine Corps. It is a manportable fire and forget weapon system for the dismounted infantry capable of defeating both conventional and reactive armor. Highly lethal, the JAVELIN can operate in day/night adverse weather conditions, and in the presence of battlefield obscurants. Special features of JAVELIN are the choice of top attack or direct fire mode, integrated day/night sight, soft launch permitting fire from enclosures, and imaging infrared seeker. Procurement funds buy both missiles and Command Launch Units (CLU). The prime contractor is the Raytheon TI and Lockheed Martin Javelin Joint Venture at Lewisville, TX and Orlando, FL.

**Mission:** To defeat armor targets.

**Program Acquisition Costs  
(\$ Millions)**

	<u>FY 1999</u>		<u>FY 2000</u>		<u>FY 2001</u>	
	<u>Qty</u>	<u>Amt</u>	<u>Qty</u>	<u>Amt</u>	<u>Qty</u>	<u>Amt</u>
<b>Procurement</b>						
<b>Item</b>	(741)	82.7	(998)	92.7	(293)	29.1
<b>Initial Spares</b>		0.5		.9		1.1
		<hr/>		<hr/>		<hr/>
<b>Subtotal</b>		83.2		93.6		30.2
<b>RDT&amp;E</b>		.2		.2		.2
<b>Military Construction</b>		-		-		-
		<hr/>		<hr/>		<hr/>
<b>TOTAL</b>		83.4		93.8		30.4

**MISSILE PROGRAMS  
MARINE CORPS**

**PREDATOR SHORT RANGE ANTITANK WEAPON (SRAW)**

**Description:** The Predator SRAW is a one man portable, fire-and-forget system designed to defeat the next generation of advanced armor threats, including those equipped with explosive reactive or supplemental armor. The system consists of a missile and disposable launcher. It is lightweight (less than 21 pounds) and features an advanced warhead coupled with a guidance system capable of hitting both stationary and moving targets. The Predator is capable of soft launch which increases the gunner's survivability and allows the weapon to be fired from enclosures. Once launched, Predator travels in a top-attack profile using magnetic and optical sensors to detect the target; and explosively formed penetrator warhead defeats the target. Procurement funds buy missiles and launchers. The prime contractor is Lockheed Martin Electronics and Missiles Division in Troy, AL.

**Mission:** To defeat armor targets.

**Program Acquisition Costs  
(\$ Millions)**

	<u>FY 1999</u>		<u>FY 2000</u>		<u>FY 2001</u>	
	<u>Qty</u>	<u>Amt</u>	<u>Qty</u>	<u>Amt</u>	<u>Qty</u>	<u>Amt</u>
<b>Procurement</b>						
<b>Item</b>	-	-	-	-	(698)	43.4
<b>Initial Spares</b>		-		-		-
		<hr/>		<hr/>		<hr/>
<b>Subtotal</b>		-		-		43.4
<b>RDT&amp;E</b>		14.7		10.7		.5
<b>Military Construction</b>		-		-		-
		<hr/>		<hr/>		<hr/>
<b>TOTAL</b>		14.7		10.7		43.9

**MISSILE PROGRAMS  
DOD-WIDE/JOINT**

**ADVANCED MEDIUM RANGE AIR-TO- AIR MISSILE (AMRAAM)**

**Description:** The Advanced Medium Range Air-to-Air Missile (AMRAAM) is an all-weather, all-environment radar guided missile developed to improve capabilities against very low-altitude and high-altitude, high-speed targets in an electronic countermeasures environment. AMRAAM is a joint Navy/Air Force program led by the Air Force. The prime contractor is Raytheon Corporation, Lowell, MA. The FY 2001 program provides for continuation of production.

**Mission:** The mission of the AMRAAM is to destroy low and high altitude, high-speed enemy targets in an electronic countermeasures environment.

**Program Acquisition Costs  
(\$ Millions)**

	<u>FY 1999</u>		<u>FY 2000</u>		<u>FY 2001</u>	
	<u>Qty</u>	<u>Amt</u>	<u>Qty</u>	<u>Amt</u>	<u>Qty</u>	<u>Amt</u>
<b>Procurement</b>						
<i>Air Force</i>	(180)	89.7	(187)	89.7	(204)	98.7
<i>Navy</i>	(100)	50.5	(100)	46.1	(75)	38.9
<b>Item Subtotal</b>	<b>(280)</b>	<b>140.2</b>	<b>(287)</b>	<b>135.8</b>	<b>(279)</b>	<b>137.6</b>
<i>Air Force</i>		.7		.2		.1
<i>Navy</i>		.4		.4		.2
<b>Initial Spares Subtotal</b>		<b>1.1</b>		<b>.6</b>		<b>.3</b>
<b>Procurement Subtotal</b>		<b>141.3</b>		<b>136.4</b>		<b>137.9</b>
<b>RDT&amp;E</b>						
<i>Air Force</i>		33.5		52.1		53.7
<i>Navy</i>		4.5		13.5		12.1
<b>RDT&amp;E Subtotal</b>		<b>38.0</b>		<b>65.6</b>		<b>65.8</b>
<b>Military Construction</b>		-		-		-
<b><u>Subtotals</u></b>						
<i>Air Force</i>		123.9		142.0		152.5
<i>Navy</i>		55.4		60.0		51.2
<b>TOTAL</b>		<b>179.3</b>		<b>202.0</b>		<b>203.7</b>

**MISSILE PROGRAMS  
DOD-WIDE/JOINT**

**JOINT AIR-TO-SURFACE STANDOFF MISSILE (JASSM)**

**Description:** The Joint Air-to-Surface Standoff Missile (JASSM) is a joint Air Force and Navy development program led by the Air Force to provide a conventional precision guided, long range standoff cruise missile that can be delivered from both fighters and bombers. Lockheed Martin Integrated Systems, Inc., Orlando, FL is the contractor. FY 2000/01 funding supports continued development. Production is scheduled to begin in FY 2002.

**Mission:** The mission of the JASSM is to destroy targets from a long-range standoff position deliverable by both fighters and bombers.

**Program Acquisition Costs  
(\$ Millions)**

	<u>FY 1999</u>		<u>FY 2000</u>		<u>FY 2001</u>	
	<u>Qty</u>	<u>Amt</u>	<u>Qty</u>	<u>Amt</u>	<u>Qty</u>	<u>Amt</u>
<b>Procurement</b>						
Item		(-)	-	(-)	-	(-) -
Initial Spares		-	-	-		-
		<hr/>		<hr/>		<hr/>
Subtotal		-		-		-
<b>RDT&amp;E</b>						
Air Force		121.1		164.4		120.3
Navy		<u>1.8</u>		<u>2.0</u>		<u>2.0</u>
Subtotal		122.9		166.4		122.3
<b>Military Construction</b>						
		<hr/>		<hr/>		<hr/>
TOTAL		122.9		166.4		122.3

**MISSILE PROGRAMS  
DOD-WIDE/JOINT**

**JOINT STANDOFF WEAPON (JSOW)**

**Description:** The Joint Standoff Weapon (JSOW - AGM-154) program is a joint development effort to provide day, night and adverse weather environment munition capability. The JSOW has three variants and development is shared between the Navy and the Air Force. The JSOW baseline development (BLU-97 Submunition) is led by the Navy and provides a day, night, and all-weather environment munition. The JSOW BLU-108 development is led by the Air Force and incorporates the Sensor Fuzed Weapon (SFW), providing a "smart" JSOW munition. The JSOW unitary warhead development is led by the Navy and provides terminal accuracy via Automatic Target Acquisition Seeker Technology. Flexible variants on a common truck reduces integration costs. The prime contractor is Raytheon Missile Systems Corp., Tucson, AZ. The FY 2001 budget request continues production.

**Mission:** JSOW is a primary standoff precision guided munition. The day/night, adverse weather capability provides continuous munitions operations from a survivable standoff range.

**Program Acquisition Costs  
(\$ Millions)**

	<u>FY 1999</u>		<u>FY 2000</u>		<u>FY 2001</u>	
	<u>Qty</u>	<u>Amt</u>	<u>Qty</u>	<u>Amt</u>	<u>Qty</u>	<u>Amt</u>
<b>Procurement</b>						
<i>Air Force</i>	(86)	47.8	(74)	40.1	(174)	90.8
<i>Navy</i>	(328)	118.1	(454)	115.1	(636)	171.6
<b>Item Subtotal</b>	(414)	165.9	(528)	155.2	(810)	262.4
<b>Initial Spares (Navy)</b>		.5		.1		.3
<b>Subtotal</b>		<u>166.4</u>		<u>155.3</u>		<u>262.7</u>
<b>RDT&amp;E</b>						
<i>Air Force</i>		17.2		10.2		1.5
<i>Navy</i>		<u>44.9</u>		<u>30.4</u>		<u>20.8</u>
<b>Subtotal</b>		62.1		40.6		22.3
<b>Military Construction</b>		-		-		-
<b>Subtotal</b>						
<i>Air Force</i>		65.0		50.3		92.3
<i>Navy</i>		<u>163.5</u>		<u>145.6</u>		<u>192.7</u>
<b>TOTAL</b>		228.5		195.9		285.0



**MISSILE PROGRAMS  
DOD-WIDE/JOINT**

**AIM-9X, Sidewinder Missile**

**Description:** The AIM-9X Sidewinder program is a joint Navy/Air Force program, with the Navy as the lead service, that provides the next generation short range air-to-air missile. The threshold aircraft are the F-15C/D and the F/A-18C/D using the Joint Helmet Mounted Cueing System. Objective aircraft include the F-16 and F-22. The AIM-9X program is a flagship program for Cost as an Independent Variable. The contractor is Raytheon Corporation, Tucson, AZ.. The FY 2001 budget request includes funding to continue the Engineering and Manufacturing Development (EMD) and begin production.

**Mission:** The primary mission of the AIM-9X is a launch and leave, air combat munition that uses passive infrared energy for acquisition and tracking of enemy aircraft and complements the Advanced Medium Range Air to Air Missile.

**Program Acquisition Costs  
(\$ Millions)**

	<u>FY 1999</u>		<u>FY 2000</u>		<u>FY 2001</u>	
	<u>Qty</u>	<u>Amt</u>	<u>Qty</u>	<u>Amt</u>	<u>Qty</u>	<u>Amt</u>
<b>Procurement</b>						
<i>Air Force</i>	(-)	-	(-)	-	(80)	28.4
<i>Navy</i>	(-)	-	(-)	-	(63)	27.5
					(155)	55.9
<b>Initial Spares</b>						
<i>Navy</i>	(-)	-	(-)	-	(-)	.8
<b>RDT&amp;E</b>						
<i>Navy</i>		57.1		64.6		21.7
<i>Air Force</i>		49.3		52.6		21.7
<b>RDT&amp;E Subtotal</b>		106.4		117.2		43.4
<b>Military Construction</b>		-		-		-
<b>TOTAL</b>		106.4		117.2		100.1

**VESSEL PROGRAMS  
NAVY**

**AIRCRAFT CARRIERS (CVN-77)**

**Description:** The Carrier Replacement Program provides for the new construction of aircraft carriers. Currently, there are twelve active carriers in the Navy's fleet. Eight of these are Nimitz class carriers. An additional Nimitz class carrier is currently under construction, the USS Reagan (CVN-76), and will deliver in December 2002 to replace the Constellation (CV-64) which will retire in FY 2003. In FY 2001, construction of the last of the Nimitz Class carriers, CVN-77, will commence. CVN-77 will also serve as the "bridge" platform for technologies that will enable the Navy to transition from the Nimitz class to the next generation aircraft carrier (CVNX). CVN-77 will include new technologies such as an integrated topside island which includes a new multi-function radar, new propulsion plant monitoring improvements, and manpower reduction initiatives. The CVNX class of aircraft carriers is scheduled to begin construction in FY 2006. Construction of CVN-77 will take place at Newport News Shipbuilding, Newport News, VA.

**Mission:** Nuclear Aircraft Carriers support and operate aircraft to engage in attacks on targets afloat and ashore which threaten our use of the sea and to engage in sustained operations in support of other forces.

**Program Acquisition Costs  
(\$ Millions)**

	<u>FY 1999</u>		<u>FY 2000</u>		<u>FY 2001</u>	
	<u>Qty</u>	<u>Amt</u>	<u>Qty</u>	<u>Amt</u>	<u>Qty</u>	<u>Amt</u>
<b>Procurement</b>						
<b>Item</b>	(-)	122.9	(-)	749.6	(1)	4,075.5
<b>Outfitting</b>		3.7		2.1		15.3
<b>Post Delivery</b>		21.4		-		-
<b>Subtotal</b>		148.0		751.7		4,090.8
<b>RDT&amp;E</b>		136.8		245.9		286.5
<b>Military Construction</b>		-		-		-
<b>TOTAL</b>		284.8		997.6		4,377.3

**VESSEL PROGRAMS  
NAVY**

**DDG-51 AEGIS DESTROYER**

**Description:** The ARLEIGH BURKE Flight IIA Class Guided Missile Destroyer is 471 feet long and displaces 9,300 tons (full load). It is armed with a Vertical Launching System accommodating 96 missiles, including TOMAHAWK, SM-2 and ASROC. Prime features include the SPY-1D and SPS-67(V)3 radars, SQS-53C sonar, three MK-99 illuminators, 5"/54 rapid fire gun with SEAFIRE fire control system, SLQ-32 Electronic Warfare System and decoy launchers, and 6 torpedo tubes in 2 triple mounts. The ship also carries two LAMPS (Light Airborne Multi-Purpose System) Mk III helicopters. The DDG-51 is powered by four General Electric LM2500 gas turbines which can drive the ship in excess of 31 knots. The lead ship was awarded to Bath Iron Works, Bath, ME in FY 1985. Ingalls Shipbuilding Division of Pascagoula, MS has also been awarded contracts for follow-on ships. The FY 2001 budget supports the continuation of the FY 1998-2001 multi-year procurement of 13 DDG-51 ships (3 ships per year with an option for a fourth that was exercised in FY 1998) The ships acquired under the current multi-year contract are equipped with additional war-fighting upgrades, including CEC, SPY-ID (V), ESSM, 5"/62 Gun, SQQ-89 (V)15 and AIEWS.

**Mission:** The DDG-51 Class ships operate defensively and offensively as units of Carrier Battle Groups and Surface Action Groups, in support of Underway Replenishment Groups and the Marine Amphibious Task Force in multi-threat environments that include air, surface, and subsurface threats.

**Program Acquisition Costs  
(\$ Millions)**

	<u>FY 1999</u>		<u>FY 2000</u>		<u>FY 2001</u>	
	<u>Qty</u>	<u>Amt</u>	<u>Qty</u>	<u>Amt</u>	<u>Qty</u>	<u>Amt</u>
<b>Procurement</b>						
Item	(3)	2,642.5	(3)	2,674.7	(3)	3,070.4
Outfitting		32.7		43.3		57.5
Post Delivery		<u>48.4</u>		<u>31.4</u>		<u>78.2</u>
<b>Subtotal</b>		2,723.6		2,749.8		3,206.1
<b>RDT&amp;E</b>		175.6		256.1		179.7
<b>Military Construction</b>		<u>-</u>		<u>-</u>		<u>-</u>
<b>TOTAL</b>		2,899.2		3,005.9		3,385.8

**VESSEL PROGRAMS  
NAVY**

**NEW ATTACK SUBMARINE (NSSN)**

**Description:** The NSSN program provides for the development of a new nuclear powered attack submarine to replace existing ships as they are retired. The NSSN will be 366 feet long and will displace 7,506 tons while submerged. The first NSSN was funded in FY 1998. The FY 2001 RDT&E funding provides for the continued development of technologies for the NSSN. The FY 2001 procurement amount funds the long lead non-nuclear components for the third submarine. The contractors are Newport News Shipbuilding, Newport News, VA and Electric Boat Division of General Dynamics, Groton, CT.

**Mission:** NSSN is being designed to meet the potential threats of the next century in a multi-mission capable submarine that has the ability to provide covert sustained presence in denied waters. NSSN operational missions will include: surveillance, strike warfare, mine countermeasures, and anti-submarine warfare.

**Program Acquisition Costs  
(\$ Millions)**

	<u>FY 1999</u>		<u>FY 2000</u>		<u>FY 2001</u>	
	<u>Qty</u>	<u>Amt</u>	<u>Qty</u>	<u>Amt</u>	<u>Qty</u>	<u>Amt</u>
<b>Procurement</b>						
<b>Item</b>	(1)	1,950.4	(-)	746.6	(1)	1,711.2
<b>Outfitting</b>		-		-		-
<b>Post Delivery</b>		-		-		-
<b>Subtotal</b>	(1)	1,950.4	(-)	746.6	(1)	1,711.2
<b>RDT&amp;E</b>		343.0		372.0		320.4
<b>Military Construction</b>		-		-		-
<b>TOTAL</b>		2,293.4		1,118.6		2,031.6

**VESSEL PROGRAMS  
NAVY**

**LPD-17 SAN ANTONIO CLASS AMPHIBIOUS TRANSPORT DOCK**

**Description:** The SAN ANTONIO Class Amphibious Transport Dock ships are functional replacements for 41 ships of four classes of amphibious ships. The LPD 17 design includes systems configurations that reduce operating and support costs and facilitate operational performance improvements. System engineering and integration efforts have developed further reductions in life cycle costs and integrated performance upgrades in a rapid, affordable manner. Possible improvements include composite masts, advanced sensors, advanced computers, advanced command and control software, advanced information systems technologies, and ship based logistics concepts. The contractors are Avondale Industries, New Orleans, LA, and Bath Iron Works, Bath, Maine.

**Mission:** The LPD-17 class ships embark, transport, and land elements of Marine landing forces in an amphibious assault by helicopters, landing craft, and amphibious vehicles. As tactics, techniques, and tools for naval expeditionary warfare continue to evolve, the LPD-17 class configuration must have the flexibility to respond to this evolutionary process, since these ships are expected to be in service until almost 2050.

**Program Acquisition Costs  
(\$ Millions)**

	<u>FY 1999</u>		<u>FY 2000</u>		<u>FY 2001</u>	
	<u>Qty</u>	<u>Amt</u>	<u>Qty</u>	<u>Amt</u>	<u>Qty</u>	<u>Amt</u>
<b>Procurement</b>						
<b>Item</b>	(1)	632.9	(1)	1,504.4	(2)	1,510.0
<b>Outfitting</b>		—		12.2		23.8
<b>Subtotal</b>		632.9		1,516.6		1,533.8
<b>RDT&amp;E</b>		1.3		1.3		2.6
<b>Military Construction</b>		—		—		—
<b>TOTAL</b>		634.2		1,517.9		1,536.4

**VESSEL PROGRAMS  
NAVY**

**ADC(X) AUXILIARY DRY CARGO SHIP**

**Description:** ADC(X) is a new United States Navy ship acquisition program. The ADC(X) will replace the aging fleet of refrigerated cargo and food stores ships (designated AFS Class) and ammunition ships (designated AE Class) in the Navy's Combat Logistics Force. The contract for the first ship is being completed and will be awarded in the fourth quarter of FY 2000.

**Mission:** The ADC(X) class ships will provide a steady stream of ammunition, spare parts and provisions (dry, refrigerated and frozen) to naval forces at sea in its role as a shuttle ship.

**Program Acquisition Costs  
(\$ Millions)**

	<u>FY 1999</u>		<u>FY 2000</u>		<u>FY 2001</u>	
	Qty	Amt	Qty	Amt	Qty	Amt
<b>Procurement</b>						
Item	-		(1)	438.8	(1)	339.0
Outfitting	-		-		-	
Post Delivery	-		-		-	
Subtotal	-			438.8		339.0
<b>RDT&amp;E</b>		5.7		11.9		-
<b>Military Construction</b>		-		-		-
<b>TOTAL</b>		5.7		450.7		339.0

**TRACKED COMBAT VEHICLES  
ARMY**

**MEDIUM ARMORED VEHICLES**

**Description:** The Medium Armored Vehicle (MAV) program is a program to meet the Army's new vision in support of the Army's transformation, and to bridge the combat vehicle gap until the Army develops and fields the Future Combat System (FCS). The MAV program will explore commonality of medium weight vehicular platforms for combat, combat support and combat service support functions. Tactical requirements require that the combat vehicle be highly mobile, lethal, survivable, sustainable, and be capable of deployment by C130 aircraft.

**Mission:** The MAV program provides a medium weight fighting vehicle with enhanced mobility, lethality, survivability and sustainability to meet the Army's transformation strategy in support of the Army's new vision of full spectrum dominance and strategic mobility.

**Program Acquisition Costs  
(\$ Millions)**

	<u>FY 1999</u>		<u>FY 2000</u>		<u>FY 2001</u>	
	<u>Qty</u>	<u>Amt</u>	<u>Qty</u>	<u>Amt</u>	<u>Qty</u>	<u>Amt</u>
<b>Procurement</b>						
<b>Item</b>		-		-		537.1
<b>Initial Spare</b>		—-		—-		—-
<b>Subtotal</b>		-		-		537.1
<b>RDT&amp;E</b>		-		-		109.3
<b>Military Construction</b>		—-		—-		—-
<b>TOTAL</b>		-		-		646.4

**TRACKED COMBAT VEHICLES  
ARMY**

**ABRAMS (M1) TANK UPGRADE PROGRAM**

**Description:** The M1 Tank Upgrade program provides continued modernization to the Abrams tank fleet by upgrading older M1 tanks to the latest M1A2 configuration. Current upgrades include adding improved armor, a 120mm gun, a Commander's Independent Thermal Viewer, an Improved Commander's Weapon Station, digitized communications and nuclear, biological and chemical protection. The latest configuration, the M1A2 System Enhancement Program (SEP), began delivery in August 1999. The M1A2 SEP also includes 2nd Generation Forward Looking infrared sensors, a thermal Management System and Force XXI Battle Command, Brigade and Below (FBCB2) digital C2/SA software. The prime contractor is General Dynamics Land Systems of Sterling Heights, MI.

**Mission:** The mission of the M1 Upgrade program is to provide a main battle tank with increased survivability, mobility, firepower, and lethality for U.S. armor forces.

**Program Acquisition Costs  
(\$ Millions)**

	<u>FY 1999</u>		<u>FY 2000</u>		<u>FY 2001</u>	
	<u>Qty</u>	<u>Amt</u>	<u>Qty</u>	<u>Amt</u>	<u>Qty</u>	<u>Amt</u>
<b>Procurement</b>						
<b>Item</b>	(120)	689.1	(120)	633.1	(80)	512.9
<b>Initial Spares</b>		<u>9.7</u>		<u>9.7</u>		<u>14.8</u>
<b>Subtotal</b>		698.8		642.8		527.7
<b>RDT&amp;E</b>		8.8		36.5		82.7
<b>Military Construction</b>		—		—		—
<b>TOTAL</b>		707.6		679.3		610.4



**TRACKED COMBAT VEHICLES  
ARMY**

**BRADLEY BASE SUSTAINMENT PROGRAM**

**Description:** The Bradley Base Sustainment Program originated as a program to upgrade first generation Bradley AO's to a Bradley A2 configuration and bridge a production gap until the introduction of the of the Bradley A3 upgrade program. Variants produced under this procurement line have been the Bradley AO-A2 conversion and Bradley Stinger Fighting Vehicle (Linebacker). Active procurement within this program is the Bradley M2/M3A3 (fully embedded digital system with improved fire control) program. Bradley variant fielding and Bradley A0 to M2/M3A3 Operation Desert Storm (ODS) configuration ( which incorporates tactical navigation system and eye-safe laser range-finder), as well as other modification upgrades for the Army National Guard.

The prime contractor is United Defense Limited Partnership, San Jose, CA.

**Mission:** The mission of the Bradley Base Sustainment program preserves the private sector Bradley Fighting Vehicle industrial base by continuing major modifications and upgrades to Bradley Fighting Vehicle Systems. These upgrades implement the Army's Armored System Modernization effort in support of National Military Strategy.

**Program Acquisition Costs  
(\$ Millions)**

	<u>FY 1999</u>		<u>FY 2000</u>		<u>FY 2001</u>	
	<u>Qty</u>	<u>Amt</u>	<u>Qty</u>	<u>Amt</u>	<u>Qty</u>	<u>Amt</u>
<b>Procurement</b>						
<b>Item</b>	(-)	361.6	(-)	379.9	(-)	379.4
<b>Initial Spares</b>		<u>7.0</u>		<u>9.1</u>		<u>11.5</u>
<b>Subtotal</b>		368.6		389.0		390.9
<b>RDT&amp;E</b>		<u>60.8</u>		<u>24.8</u>		-
<b>TOTAL</b>		429.4		413.8		390.9

**TRACKED COMBAT VEHICLES  
ARMY**

**CRUSADER**

**Description:** The Crusader system is the Army's next generation self-propelled howitzer (SPH) and Artillery re-supply vehicle (RSV) designed to support Army XXI and the Objective force. Crusader will incorporate advanced technologies to increase rate-of-fire in excess of 250%, improve accuracy, mobility and ammunition handling while reducing ownership costs by 25% and crew size by 33%. This system provides the firepower and deployability required to support the force commander's goals of dominating the maneuver battle, leveraging information dominance, and protecting the force. The prime contractor is United Defense Limited Partnership, (UDLP) Minneapolis, MN.

On 15 November 1994 Crusader entered the Program Definition and Risk Reduction (PDRR) acquisition phase. The Army will field 480 Crusader systems between FY 07 and FY 12 displacing the M109A6, Paladin, SPH (an upgraded 40 year-old howitzer) and M992, Field Artillery Ammunition Supply Vehicle.

**Mission:** Provides the advanced Direct Support/General Support 155mm self propelled howitzer (SPH) and resupply vehicles (RSV) (1 towed and 1 tracked RSV for each 2 howitzers required to support the future maneuver force of Army XXI and the Objective Force fire support and artillery ammunition resupply capability to the maneuver force.

**Program Acquisition Costs  
(\$ Millions)**

	<u>FY 1999</u>		<u>FY 2000</u>		<u>FY 2001</u>	
	<u>Qty</u>	<u>Amt</u>	<u>Qty</u>	<u>Amt</u>	<u>Qty</u>	<u>Amt</u>
<b>Procurement</b>						
Item	(-)	-	(-)	-	(-)	-
Initial Spares		-		-		-
Subtotal		-		-		-
<b>RDT&amp;E</b>		300.5		266.2		355.3
<b>Military Construction</b>		-		-		-
<b>TOTAL</b>		300.5		266.2		355.5

**SPACE PROGRAMS  
ARMY**

**DEFENSE SATELLITE COMMUNICATIONS SYSTEM (GROUND SYSTEMS)  
(DSCS)**

**Description:** The Defense Satellite Communications System (Ground Systems) develops strategic and tactical Ground Subsystem equipment to support unique and vital Command, Control, Communications and Intelligence (C3I) systems for the worldwide Super High Frequency (SHF) Defense Satellite Communications System (DSCS) program. DSCS provides war-fighters multiple channels of tactical connectivity as well as interface with strategic networks and national level decision-makers.

**Mission:** DSCS provides SHF wide-band and anti-jam satellite communications supporting critical national strategic and tactical C3I requirements.

**Program Acquisition Costs  
(\$ Millions)**

	<u>FY 1999</u>		<u>FY 2000</u>		<u>FY 2001</u>	
	<u>Qty</u>	<u>Amt</u>	<u>Qty</u>	<u>Amt</u>	<u>Qty</u>	<u>Amt</u>
<b>Procurement</b>						
<b>Item</b>	(-)	93.9	(-)	68.5	(-)	72.0
<b>Initial Spares</b>		<u>14.8</u>		<u>11.8</u>		<u>11.2</u>
<b>Subtotal</b>		108.7		80.3		83.2
<b>RDT&amp;E</b>		15.2		8.9		9.9
<b>Military Construction</b>		<u>-</u>		<u>-</u>		<u>-</u>
<b>TOTAL</b>		123.9		89.2		93.1

**SPACE PROGRAMS  
AIR FORCE**

**DEFENSE SUPPORT PROGRAM (DSP)**

**Description:** The Defense Support Program provides worldwide missile attack warning and surveillance. It specifically provides an early detection and warning of ballistic missiles and space launches during the boost phase. It is also capable of providing detection and reporting of nuclear detonations. A total of 23 DSP satellites have been procured, 4 of which remain to be launched over the next four years. DSP 19 was launched April 1999 but did not reach its proper orbit due to an upper stage failure. DSP-20 through DSP-22 will be launched with Titan IV boosters using an Inertial Upper Stage (IUS). DSP-23 will be launched with the heavy variant of the Evolved Expendable Launch Vehicle (EELV). The prime contractor for DSP is TRW, Los Angeles, CA. Aerojet, Los Angeles, CA makes the primary sensor.

**Mission:** Improves U.S. capability to detect and assess missile launches and detonations both in and outside of earth atmosphere.

**Program Acquisition Costs  
(\$ Millions)**

	<u>FY 1999</u>		<u>FY 2000</u>		<u>FY 2001</u>	
	<u>Qty</u>	<u>Amt</u>	<u>Qty</u>	<u>Amt</u>	<u>Qty</u>	<u>Amt</u>
<b>Procurement</b>						
<b>Item</b>	(-)	87.0	(-)	108.4	(-)	106.4
<b>Initial Spares</b>		—		—		—
<b>Subtotal</b>		87.0		108.4		106.4
<b>RDT&amp;E</b>		14.0		7.4		9.5
<b>Military Construction</b>		—		—		—
<b>TOTAL</b>		101.0		115.8		115.9

**SPACE PROGRAMS  
AIR FORCE**

**MEDIUM LAUNCH VEHICLES (MLV)**

**Description:** Provides for procurement and launch of Medium Launch Vehicles (MLVs) for use in launching medium weight satellites into orbit. The prime contractor for the Delta MLV is Boeing, Huntington Beach, California. The prime contractor for the Atlas MLV is Lockheed Martin, Denver, Colorado.

**Mission:** The Delta MLV launches NAVSTAR Global Positioning System satellites. The Atlas MLV launches Defense Satellite Communications System (DSCS) satellites.

**Program Acquisition Costs  
(\$ Millions)**

	<u>FY 1999</u>		<u>FY 2000</u>		<u>FY 2001</u>	
	<u>Qty</u>	<u>Amt</u>	<u>Qty</u>	<u>Amt</u>	<u>Qty</u>	<u>Amt</u>
<b>Procurement</b>						
<b>Item</b>	(5)	172.3	(-)	64.0	(-)	55.9
<b>Initial Spares</b>		—		—		—
<b>Subtotal</b>		172.3		64.0		55.9
<b>RDT&amp;E</b>		3.5		0.0		0.0
<b>Military Construction</b>		—		—		—
<b>TOTAL</b>		175.8		64.0		55.9

**SPACE PROGRAMS  
AIR FORCE**

**MILSTAR**

**Description:** Milstar is a joint service program to develop and acquire communications satellites featuring Extremely High Frequency (EHF) transponders for survivable, jam-resistant, worldwide, secure communications for both strategic and tactical users. These satellites are launched with Titan IV boosters with a Centaur Upper Stage. The first two satellites were launched in 1994 and 1996 and provide low data rate communications. The third satellite, which would have been the first medium data rate satellite, was a launch failure in May 1999. The remaining 3 satellites will be launched from 2001 through 2002 and will provide medium data rate communications. The prime contractor for the Milstar Program is Lockheed Martin Corp., Sunnyvale, California. Principal subcontractors are TRW, Redondo Beach, California, and Hughes, El Segundo, California.

**Mission:** The Milstar system will support the highly survivable, jam-resistant, worldwide, secure communications needs of the President and commanders for the command and control of U.S. strategic and tactical forces through all levels of conflict.

**Program Acquisition Costs  
(\$ Millions)**

	<u>FY 1999</u>		<u>FY 2000</u>		<u>FY 2001</u>	
	<u>Qty</u>	<u>Amt</u>	<u>Qty</u>	<u>Amt</u>	<u>Qty</u>	<u>Amt</u>
<b>Procurement</b>						
<b>Item</b>	(-)	-	(-)	-	(-)	-
<b>Initial Spares</b>		-		-		-
		<hr/>		<hr/>		<hr/>
<b>Subtotal</b>		-		-		-
<b>RDT&amp;E</b>		<b>514.0</b>		<b>357.2</b>		<b>236.8</b>
<b>Military Construction</b>		<hr/>		<hr/>		<hr/>
<b>TOTAL</b>		<b>514.0</b>		<b>357.2</b>		<b>236.8</b>

**SPACE PROGRAMS  
AIR FORCE**

**NAVSTAR GLOBAL POSITIONING SYSTEM (NAVSTAR GPS)**

**Description:** The NAVSTAR Global Positioning System (NAVSTAR GPS) provides a global, three-dimensional positioning, velocity and time information system for aircraft, artillery, ships, tanks and other weapons delivery systems. Boeing, Seal Beach, California, manufactured the 28 Block II/IIA satellites, the last of which was launched in November 1997. Prime contractor for the 21 Block IIR satellites is Lockheed Martin, Valley Forge, Pennsylvania. The first Block IIR satellite was launched in mid 1997. Boeing, Seal Beach, California, is manufacturing 6 Block IIF satellites awarded in FY 1997 and FY 1998. Additional Block IIF satellites will be procured in FY 2003 and subsequent years. Block IIR satellites are launched with Delta boosters, and Block IIF will be launched with the Evolved Expendable Launch Vehicle (EELV). The fully operational GPS constellation consists of 24 satellites in orbit at all time.

The budget includes funds to modernize the GPS constellation. The last 12 Block IIR satellites will incorporate a second civil signal as well as a new military signal. All Block IIF satellites will include a second and third civil signal and the new military signal. The seventh and subsequent Block IIF satellites will also have a 20 dB spot beam.

Mission: To provide a global system of satellites for navigation and position locating purposes

**Program Acquisition Costs  
(\$ Millions)**

	<u>FY 1999</u>		<u>FY 2000</u>		<u>FY 2001</u>	
	<u>Qty</u>	<u>Amt</u>	<u>Qty</u>	<u>Amt</u>	<u>Qty</u>	<u>Amt</u>
<b>Procurement</b>						
Item	(3)	87.8	(-)	125.4	(-)	210.3
Initial Spares		—		—		—
Subtotal		87.8		125.4		210.3
RDT&E		101.6		107.5		250.2
Military Construction		—		—		—
<b>TOTAL</b>		<b>189.4</b>		<b>232.9</b>		<b>460.5</b>

**SPACE PROGRAMS  
AIR FORCE**

**TITAN SPACE LAUNCH VEHICLES**

**Description:** Provides for the procurement and launch of Titan IV and the conversion of Titan II ICBMs into space launch vehicles. The Titan IV is used to launch the Department's heavier payloads and can accommodate either the Centaur upper stage or the Inertial Upper Stage (IUS). A total of 39 Titan IV boosters have been procured, of which 11 remain to be launched over the next 4 years. A total of 14 Titan IIs were modified for spacelift, of which 5 remain available for launch. Lockheed Martin, Denver, Colorado is the prime contractor. Alliant, Salt Lake City, Utah makes the solid rocket motors. Aerojet, Sacramento, California makes the liquid rocket engines. Boeing, Seattle, WA provides the IUS.

**Mission:** Program provides the capability to launch critical DoD heavyweight operational payloads through FY 2002.

**Program Acquisition Costs  
(\$ Millions)**

	<u>FY 1999</u>		<u>FY 2000</u>		<u>FY 2001</u>	
	<u>Qty</u>	<u>Amt</u>	<u>Qty</u>	<u>Amt</u>	<u>Qty</u>	<u>Amt</u>
<b>Procurement</b>						
<b>Item</b>	(-)	535.6	(-)	429.2	(-)	469.7
<b>Initial Spares</b>		—-		—-		—-
<b>Subtotal</b>		535.6		429.2		469.7
<b>RDT&amp;E</b>		69.8		44.8		25.8
<b>Military Construction</b>		—-		—-		—-
<b>TOTAL</b>		605.4		474.0		495.5



**SPACE PROGRAMS  
AIR FORCE**

**EVOLVED EXPENDABLE LAUNCH VEHICLE (EELV)**

**Description:** EELV will replace the current families of Delta, Atlas, and Titan expendable launch vehicles with a new, lower cost program for the acquisition of space launch services for 2002 and subsequent years. The goal of EELV is to reduce launch costs 25-50 percent over current systems by redesigning launch hardware and ground processing facilities and by introducing commercial business practices. The cost of developing EELV will be shared by the Air Force and the two EELV contractors. EELV began the Demonstration and Validation (Dem/Val) phase in December 1996 and entered Engineering and Manufacturing Development (EMD) in October 1998. Two contractors will develop and produce their own EELVs. The contractors are Boeing, Huntington Beach, California, and Lockheed Martin, Denver, Colorado.

**Mission:** EELV will provide the DoD, the NRO, and other government and commercial purchasers of launch services with low cost, highly reliable access to space for medium to heavy lift class of satellites starting in FY 2002.

**Program Acquisition Costs  
(\$ Millions)**

	<u>FY 1999</u>		<u>FY 2000</u>		<u>FY 2001</u>	
	<u>Qty</u>	<u>Amt</u>	<u>Qty</u>	<u>Amt</u>	<u>Qty</u>	<u>Amt</u>
<b>Procurement</b>						
<b>Item</b>	(-)	-	(1)	68.1	(3)	288.0
<b>Initial Spares</b>		-		-		-
		-		68.1		288.0
<b>Subtotal</b>		-		68.1		288.0
<b>RDT&amp;E</b>		242.0		318.0		332.9
<b>Military Construction</b>		-		-		-
<b>TOTAL</b>		242.0		386.1		620.9

**SPACE PROGRAMS  
AIR FORCE**

**SPACE BASED INFRARED SYSTEM (SBIRS) - HIGH**

**Description:** SBIRS is a "system of systems" that will include both a High and a Low space segment and a consolidated ground processing system. SBIRS High will field a constellation of four satellites in geosynchronous orbit (GEO) and two satellites in highly elliptical orbit (HEO) to provide initial warning of a ballistic missile attack against the United States, its deployed forces, or its allies. SBIRS High will support National Missile Defense and will also be used to collect a variety of technical intelligence. The High segment, which will replace the Defense Support Program (DSP), entered Engineering and Manufacturing Development (E&MD) in October 1996. The first two GEO satellites and the two HEO satellites will be acquired with RDT&E appropriations. The third, fourth, and fifth GEO satellites will be funded with Procurement appropriations. SBIRS High will be launched with a medium variant Evolved Expendable Launch Vehicle (EELV). Lockheed Martin, Sunnyvale, California, is the prime contractor for SBIRS High. The first launch of SBIRS High is now scheduled for late 2004.

**Mission:** SBIRS High will use new technologies to enhance detection and improve reporting of strategic and tactical ballistic missile launches.

**Program Acquisition Costs  
(\$ Millions)**

	<u>FY 1999</u>		<u>FY 2000</u>		<u>FY 2001</u>	
	<u>Qty</u>	<u>Amt</u>	<u>Qty</u>	<u>Amt</u>	<u>Qty</u>	<u>Amt</u>
<b>Procurement</b>						
<b>Item</b>	(-)	-	(-)	-	(-)	-
<b>Initial Spares</b>		-		-		-
		-		-		-
<b>Subtotal</b>		-		-		-
<b>RDT&amp;E</b>		508.5		420.5		569.2
<b>Military Construction</b>		-		-		-
<b>TOTAL</b>		508.5		420.5		569.2

**SPACE PROGRAMS  
AIR FORCE**

**SPACE BASED INFRARED SYSTEM (SBIRS) - LOW**

**Description:** SBIRS is a “system of systems” that will include both a High and a Low space segment and a consolidated ground processing system. SBIRS Low, formerly known as the Strategic Missile Tracking System (SMTS), will field a constellation of approximately 24 satellites in low earth orbit (LEO) to provide midcourse tracking and discrimination data for National and Theater Missile Defense. SBIRS Low will enhance ground based radars for missile targeting and tracking for National Missile Defense. It will also be used for battlefield characterization and for technical intelligence. The program entered the program definition (PD) phase in August when contracts were awarded to TRW (teamed with Raytheon) and Spectrum Astro (teamed with Northrop Grumman. At the conclusion of the PD phase, only one of the two PD teams will be continued into Engineering and Manufacturing Development (E&MD) and production. First launch of an operational satellite is now scheduled for late 2006.

**Mission:** SBIRS Low will use new technologies to provide midcourse tracking and discrimination data for defense against strategic and tactical ballistic missiles.

**Program Acquisition Costs  
(\$ Millions)**

	<u>FY 1999</u>		<u>FY 2000</u>		<u>FY 2001</u>	
	<u>Qty</u>	<u>Amt</u>	<u>Qty</u>	<u>Amt</u>	<u>Qty</u>	<u>Amt</u>
<b>Procurement</b>						
<b>Item</b>	(-)	-	(-)	-	(-)	-
<b>Initial Spares</b>		-		-		-
		-		-		-
<b>Subtotal</b>		-		-		-
<b>RDT&amp;E</b>		181.3		225.6		241.0
<b>Military Construction</b>		-		-		-
<b>TOTAL</b>		181.3		225.6		241.0

**OTHER PROGRAMS  
ARMY**

**FAMILY OF HEAVY TACTICAL VEHICLES (FHTV)**

**Description:** The FHTV consists of the Palletized Load System (PLS), Heavy Equipment Transporter System (HETS) and Heavy Expanded Mobility Tactical Truck (HEMTT) and Forward Repair System (FRS). The PLS consists of a 16.5-ton tactical vehicle composed of a truck (10x10 with central tire inflation system (CTIS)) with integral self-load/ unload capability, 16.5-ton companion trailer and de-mountable cargo beds (flatracks). HETS consists of the M1070 tractor (8x8 w/CTIS) and the M1000 semi-trailer (70-ton). The HEMTT is a 10-ton (8x8) which comes in six configurations (M977-Cargo w/Crane, M978-Fuel Tanker 2500 gallons, M983-Tractor, M984A1-Wrecker, M985-Cargo w/Medium Crane) and HEMTT Load Handling System (LHS). The prime contractor is Oshkosh Truck Corporation of Oshkosh, WI.

**Mission:** PLS is a key transportation component of the Maneuver Ammunition Distribution System (MOADS). PLS is assigned to self-propelled artillery units, Forward Support Battalions, and selected ammunition and transportation companies and is a key combat service support (CSS) enabler for division XXI. HETS provides the transportation and evacuation of the M1 Main Battle Tank. HEMTT provides resupply of combat vehicles, helicopter and missile systems in combat support units across all tactical mobility levels. HEMTT LHS and FRS are key enablers for the transformation brigades and division XXI.

**Program Acquisition Costs  
(\$ Millions)**

	<u>FY 1999</u>		<u>FY 2000</u>		<u>FY 2001</u>	
	<u>Qty</u>	<u>Amt</u>	<u>Qty</u>	<u>Amt</u>	<u>Qty</u>	<u>Amt</u>
<b>Procurement</b>						
<b>Item</b>	(-)	191.1	(-)	193.4	(-)	166.1
<b>Initial Spares</b>		—-		—-		—-
<b>Subtotal</b>		191.1		193.4		166.1
<b>RDT&amp;E</b>		8.0		1.4		:
<b>Military Construction</b>		—-		—-		—-
<b>TOTAL</b>		199.1		194.8		166.1

**OTHER PROGRAMS  
ARMY**

**FAMILY OF MEDIUM TACTICAL VEHICLES (FMTV)**

**Description:** The FMTV is a family of diesel powered trucks in the 2 1/2 ton (4x4) and 5 ton (6x6) payload classes that will modernize and improve the existing medium-tactical wheeled vehicle fleet. This Non-Developmental Item (NDI) procurement capitalizes on current state of the art automotive technology including a diesel engine, automatic transmission, and central tire inflation system (CTIS). The FMTV consists of multiple body styles: cargo, wrecker, dump, tractor, airdrop, etc. The FMTV with its enhanced mobility, state of the art components, and logistics commonality between Light (4x4 LMTV) and Medium (6x6 MTV) will improve unit operational capabilities and reduce Operation and Support (O&S) costs. The prime contractor is Stewart and Stevenson, Inc. in Sealy, TX.

**Mission:** FMTV performs numerous unit mobility and unit resupply missions including the transport of equipment and personnel. FMTVs numerous models perform a wide variety of missions including cargo transport (cargo model), vehicle recovery operations (wrecker), construction (dump), line haul (tractor), and airdrop missions (Low Velocity Air Drop (LVAD) model). FMTVs support combat support and combat service support unit missions as well as civil disaster relief.

**Program Acquisition Costs  
(\$ Millions)**

	<u>FY 1999</u>		<u>FY 2000</u>		<u>FY 2001</u>	
	<u>Qty</u>	<u>Amt</u>	<u>Qty</u>	<u>Amt</u>	<u>Qty</u>	<u>Amt</u>
<b>Procurement</b>						
<b>Item</b>		335.5		424.1		438.3
<b>Initial Spares</b>		<u>.1</u>		<u>-</u>		<u>-</u>
<b>Subtotal</b>		335.6		424.1		438.3
<b>RDT&amp;E</b>				2.0		2.0
<b>Military Construction</b>		<u>-</u>		<u>-</u>		<u>-</u>
<b>TOTAL</b>		335.6		426.1		440.3

**OTHER PROGRAMS  
ARMY**

**HIGH MOBILITY MULTIPURPOSE WHEELED VEHICLE (HMMWV)**

**Description:** The High Mobility Multipurpose Wheeled Vehicle (HMMWV) is a light, highly mobile, diesel powered air transportable and air dropable, 4-wheel drive tactical vehicle. The HMMWV can be configured through the use of common components and kits to become a cargo/troop carrier, armament carrier, shelter carrier, ambulance, and TOW and Stinger weapons carrier. The prime contractor is AM General of Mishawaka, IN.

**Mission:** The HMMWV fulfills specific missions such as serving as the platform for several weapon systems and as an uparmored vehicle for scout and military police missions.

**Program Acquisition Costs  
(\$ Millions)**

	<u>FY 1999</u>		<u>FY 2000</u>		<u>FY 2001</u>	
	<u>Qty</u>	<u>Amt</u>	<u>Qty</u>	<u>Amt</u>	<u>Qty</u>	<u>Amt</u>
<b>Procurement</b>						
Item	(675)	73.6	(841)	91.7	(1002)	110.7
Initial Spares		<u>.1</u>		<u>.1</u>		<u>-</u>
Subtotal		73.7		91.8		110.7
<b>RDT&amp;E</b>		-		7.4		9.9
<b>Military Construction</b>		-		-		-
<b>TOTAL</b>		<u>73.7</u>		<u>99.2</u>		<u>120.6</u>

**OTHER PROGRAMS  
ARMY**

**SENSE AND DESTROY ARMOR (SADARM)**

**Description:** The 155MM Sense and Destroy Armor (SADARM) projectile is a fire and forget, multi-sensor smart munition designed to detect and destroy countermeasure armored vehicles, primarily self-propelled artillery. SADARM is delivered to the target area in 155MM artillery projectiles. Each projectile carries 2 SADARM submunitions. Once dispensed, each submunition detects targets using dual-mode millimeter-wave and infrared sensor and fires an explosively formed penetrator through the top of the target. These capabilities will be enhanced by the SADARM Product Improvements Program. SADARM is manufactured by Aerojet Electronic System Division, Azusa, CA.

**Mission:** The 155MM SADARM projectile provides enhanced fire/counterfire support against stationary, armored vehicles, primarily self propelled artillery, well beyond the forward line of troops. SADARM enables rapid engagement under inclement weather, degraded battlefield conditions and Nuclear, Biological, and Chemical (NBC) environments, both day and night.

**Program Acquisition Costs  
(\$ Millions)**

	<u>FY 1999</u>		<u>FY 2000</u>		<u>FY 2001</u>	
	<u>Qty</u>	<u>Amt</u>	<u>Qty</u>	<u>Amt</u>	<u>Qty</u>	<u>Amt</u>
<b>Procurement</b>						
SADARM	(30)	31.3	(-)	14.9	(-)	14.9
Initial Spares		—		—		—
Subtotal		31.3		14.9		14.9
<b>RDT&amp;E</b>		30.3		24.1		52.8
Military Construction		—		—		—
<b>TOTAL</b>		61.6		39.0		67.7

**OTHER PROGRAMS  
AIR FORCE**

**SENSOR FUZED WEAPON (SFW)**

**Description:** The Sensor Fuzed Weapon (CBU-97/B), is a cluster munition designed for direct attack against armored targets. The SFW is manufactured by Textron Defense Systems, Wilmington, MA. The FY 2001 budget request continues production.

**Mission:** The objective of the SFW is to develop and produce a conventional munition capable of multiple kills per pass against operating armored vehicles, air defense units, and other support vehicles.

**Program Acquisition Costs  
(\$ Millions)**

	<u>FY 1999</u>		<u>FY 2000</u>		<u>FY 2001</u>	
	<u>Qty</u>	<u>Amt</u>	<u>Qty</u>	<u>Amt</u>	<u>Qty</u>	<u>Amt</u>
<b>Procurement</b>						
Sensor Fuzed Weapon	(386)	118.0	(214)	85.4	(300)	107.2
Initial Spares		—		—		—
Subtotal		118.0		85.4		107.2
<b>RDT&amp;E</b>		7.8		11.6		0
<b>Military Construction</b>		—		—		—
<b>TOTAL</b>		125.8		97.0		107.2



**OTHER PROGRAMS  
AIR FORCE**

**WIND CORRECTED MUNITIONS DISPENSER (WCMD)**

**Description:** The Wind Corrected Munitions Dispenser (WCMD) guidance kit for the CBU-87/B, CBU-89/B and the CBU-97/B provides inertial navigation to correct for the effects of wind transients and ballistic errors caused by wind when these CBU munitions are released from medium to high altitudes. The contractor is Lockheed Martin, Orlando, FL. The FY 2001 budget request continues production.

**Mission:** The objective of the WCMD is to improve the war-fighting effectiveness of both bombers and fighters.

**Program Acquisition Costs  
(\$ Millions)**

	<u>FY 1999</u>		<u>FY 2000</u>		<u>FY 2001</u>	
	<u>Qty</u>	<u>Amt</u>	<u>Qty</u>	<u>Amt</u>	<u>Qty</u>	<u>Amt</u>
<b>Procurement</b>						
<b>Dispensers</b>	(676)	14.9	(2,990)	48.6	(6,308)	104.0
<b>Initial Spares</b>	_____	-	_____	-	_____	-
<b>Subtotal</b>		14.9		48.6		104.0
<b>RDT&amp;E</b>		11.3		3.9		-
<b>Military Construction</b>	_____	-	_____	-	_____	-
<b>TOTAL</b>		26.2		52.5		104.0

**OTHER PROGRAMS  
DOD-WIDE/JOINT**

**BALLISTIC MISSILE DEFENSE (BMD)**

**Description:** The Ballistic Missile Defense (BMD) program provides for the acquisition of weapon systems capable of defending U.S. interests from ballistic missile attacks. The FY 2001 program emphasizes the development of the Theater Missile Defense (TMD) and the National Missile Defense (NMD) systems. The primary components of the TMD program are the Patriot Advance Capability - 3 (PAC-3) missile; the Theater High Altitude Area Defense (THAAD) system; the Navy Area Theater Ballistic Missile Defense (TBMD) system; and the Navy Theater-Wide (NTW) program. The FY 2001 BMD programs also provide for the continued development of technology leading to future deployment of a National Missile Defense (NMD) capability. The Airborne Laser program is provided separately in the Air Force Aircraft section.

**Mission:** To conduct research and development of defensive technologies and related systems that may enable the destruction of ballistic missiles and warheads in flight; and to develop systems that protect the U.S. as well as U.S. and allied forces from a missile attack.

**Program Acquisition Costs  
(\$ Millions)**

	<u>FY 1999</u>		<u>FY 2000</u>		<u>FY 2001</u>	
	<u>Qty</u>	<u>Amt</u>	<u>Qty</u>	<u>Amt</u>	<u>Qty</u>	<u>Amt</u>
<b>RDT&amp;E (BMDO)</b>						
National Missile Defense		1,678.2		950.2		1,740.2
Supplemental*		150.0		707.0		.0
THAAD		431.9		602.9		549.9
Supplemental*		0.0		38.0		.0
Support Technologies		366.9		301.2		130.9
Navy Area		241.9		307.3		274.2
Navy Theater Wide		366.3		375.8		382.7
Supplemental*		10.0		20.0		0.0
Patriot PAC-3		237.3		179.1		81.0
Supplemental*		0.0		75.0		0.0
MEADS		11.7		48.6		63.2
Joint TMD		204.2		196.6		0.0
Family of Systems		94.4		145.7		231.2
BMD Technical Operations		188.3		214.4		270.7
Other Programs**		88.8		105.9		219.3
Subtotal BMDO		<u>3,123.8</u>		<u>3,427.7</u>		<u>3,943.2</u>
Supp. Subtotal*		160.0		840.0		0.0
<b>RDT&amp;E (AF) Airborne Laser</b>		252.5		304.2		148.6
Space Based Laser		32.6		72.8		63.2
Subtotal		<u>285.1</u>		<u>377.0</u>		<u>211.8</u>
<b>RDT&amp;E (Army) JIens</b>		<u>13.0</u>		<u>24.9</u>		<u>25.1</u>
Subtotal RDT&E		4,208.0		3,829.6		4,180.1
Military Construction (BMDO)		9.7		16.4		103.5

**OTHER PROGRAMS  
DOD-WIDE/JOINT**

**BALLISTIC MISSILE DEFENSE (BMD) (Cont.)**

	(\$ Millions)					
	<u>FY 1999</u>		<u>FY 2000</u>		<u>FY 2001</u>	
	<u>Qty</u>	<u>Amt</u>	<u>Qty</u>	<u>Amt</u>	<u>Qty</u>	<u>Amt</u>
<b>Procurement (BMDO)</b>						
Patriot PAC-3		187.4		343.8		365.5
TMD BMC3		22.5		0.0		3.9
NMD		0.0		0.0		74.5
Navy Area		<u>42.7</u>		<u>18.1</u>		<u>0.0</u>
Subtotal Procurement		252.6		361.9		443.9
<b>TOTAL BMD</b>		<b>4,970.3</b>		<b>4,207.9</b>		<b>4,727.0</b>
Supplemental Total*		160.0		840.0		0.0

\* The amounts included for BMD programs using FY 1999 Emergency Supplemental no year funding are a non-add entry and are provided to show how the supplemental is being executed.

\*\* Includes Int'l Cooperative, Threat and Countermeasures, Boost Phase Intercept and Pentagon renovation.

**OTHER PROGRAMS  
DOD-WIDE/JOINT**

**THEATER MISSILE DEFENSE (TMD)**

**Description:** The Ballistic Missile Defense (BMD) program provides for the acquisition of weapon systems capable of defending U.S. interests from ballistic missile attacks. The FY 2001 program emphasizes the development of the Theater Missile Defense (TMD) and the National Missile Defense (NMD) systems. The primary components of the TMD program are the Patriot Advance Capability - 3 (PAC-3) missile; the Theater High Altitude Area Defense (THAAD) system; the Navy Area Theater Ballistic Missile Defense (TBMD) system; and the Navy Theater-Wide (NTW) program. The Air Force provides for the Airborne Laser program. The Space Based Laser program is funded jointly between the Air Force and BMDO.

**Mission:** To conduct research and development of defensive technologies and related systems that may enable the destruction of ballistic missiles and warheads in flight; and to develop systems that protect U.S. and allied forces from a missile attack.

**Program Acquisition Costs\***  
(\$ Millions)

	<u>FY 1999</u>		<u>FY 2000</u>		<u>FY 2001</u>	
	<u>Qty</u>	<u>Amt</u>	<u>Qty</u>	<u>Amt</u>	<u>Qty</u>	<u>Amt</u>
<b>RDT&amp;E (BMDO)</b>						
THAAD		429.3		602.9		549.9
THAAD supplement		0.0		38.0		0.0
Support Technologies		364.7		301.2		130.9
Navy Area		241.8		307.3		272.2
Navy Theater Wide		334.3		375.7		382.1
Supplemental		10.		20.0		(0.0)
Patriot PAC-3		237.3		179.1		81.0
Supplemental		-		75.0		(0.0)
MEADS		11.6		48.6		63.2
Space Based Laser		0.0		0.0		74.5
Joint TMD		203.2		196.6		0.0
Family of Systems		93.8		145.7		231.2
BMD Technical Operations		187.2		214.4		270.7
Other Programs**		<u>88.1</u>		<u>105.9</u>		<u>144.4</u>
Subtotal BMDO		2,191.3		2,477.4		2,200.1
Supp. Subtotal		10.0		133.0		0.0
<b>RDT&amp;E (AF)</b>						
Airborne Laser		253.9		304.2		148.6
Space Based Laser		<u>32.6</u>		<u>72.8</u>		<u>63.2</u>
Subtotal Air Force		286.5		377.0		211.8
<b>RDT&amp;E (Army) JLENS</b>		<u>13.0</u>		<u>24.9</u>		<u>25.1</u>
Subtotal RDT&E		2,490.7		3,014.1		2,437.0

**OTHER PROGRAMS  
DOD-WIDE/JOINT**

**THEATER MISSILE DEFENSE (TMD) (Cont.)**

<b>Military Construction (BMDO)</b>	<b>.3</b>	<b>1.4</b>	<b>1.9</b>
<b>Procurement (BMDO)</b>			
Patriot PAC-3	184.5	343.8	365.5
TMD BMC3	27.5	0.0	3.9
Navy Area	47.7	18.1	0.0
Subtotal Procurement	<u>249.7</u>	<u>361.9</u>	<u>369.4</u>
<b>TOTAL TMD</b>	<b>2,730.7</b>	<b>3,244.4</b>	<b>2,808.3</b>
Supplemental Total	10.0	133.0	0.0

\* The totals include funding from the FY 1999 Emergency Supplemental in the year it would be executed.

\*\* Includes Int'l Cooperative, Threat and Countermeasures, Boost Phase Intercept and pentagon renovation.

**OTHER PROGRAMS  
DOD-WIDE/JOINT**

**NATIONAL MISSILE DEFENSE (NMD)**

**Description:** The Ballistic Missile Defense (BMD) program provides for the acquisition of weapon systems capable of defending U.S. interests from ballistic missile attacks. The FY 2001 BMD program provides for the continued development of technology leading to future deployment of a National Missile Defense (NMD) capability.

**Mission:** To develop systems that protect the U.S. from a missile attack.

	Program Acquisition Costs*					
	(\$ Millions)					
	FY 1999		FY 2000		FY 2001	
	<u>Qty</u>	<u>Amt</u>	<u>Qty</u>	<u>Amt</u>	<u>Qty</u>	<u>Amt</u>
RTD&E		932.5		822.2		1,740.2
Supplemental		<u>150.0</u>		<u>707.0</u>		<u>          </u>
Subtotal RDT&E		1,082.5		1,083.2		1,740.2
Military Construction		9.7		15.0		101.6
Procurement		<u>      -</u>		<u>      -</u>		<u>   74.5</u>
<b>TOTAL NMD</b>		1,092.2		1,544.2		1,916.3

\* The totals include funding from the FY 1999 Emergency Supplemental in the year it would be executed.

**OTHER PROGRAMS  
DOD-WIDE/JOINT**

**JOINT DIRECT ATTACK MUNITION**

**Description:** The Joint Direct Attack Munition (JDAM) program is a joint AF/Navy program led by the Air Force. JDAM improves the existing inventory of MK83, MK84 and BLU-109 weapons by integrating a Global Positioning System (GPS) inertial navigation guidance capability that improves accuracy and adverse weather capability. The prime contractor is Boeing, St. Louis, MO. The FY 2001 budget request continues production.

**Mission:** This program will enhance current DoD conventional strike system capabilities by providing the ability to precisely attack time-critical, high value fixed, relocateable or maritime targets under adverse environmental conditions and from all altitudes.

**Program Acquisition Costs  
(\$ Millions)**

	<u>FY 1999</u>		<u>FY 2000</u>		<u>FY 2001</u>	
	<u>Qty</u>	<u>Amt</u>	<u>Qty</u>	<u>Amt</u>	<u>Qty</u>	<u>Amt</u>
<b>Procurement</b>						
<b>Item</b>						
<i>Air Force</i>	(3778)	99.5	(8,158)	189.7	(9,098)	219.8
<i>Navy</i>	(745)	37.6	(1,864)	81.2	(672)	24.4
<b>Item Subtotal</b>	<b>(4,523)</b>	<b>137.1</b>	<b>(10,022)</b>	<b>270.9</b>	<b>(9,770)</b>	<b>244.2</b>
<b>Initial Spares</b>	_____	-	_____	-	_____	-
<b>Subtotal</b>		<b>137.1</b>		<b>270.9</b>		<b>244.2</b>
<b>RDT&amp;E</b>						
<i>Air Force</i>		11.5		6.3		1.2
<i>Navy</i>		<u>11.2</u>		<u>11.7</u>		<u>26.2</u>
<b>RDT&amp;E Subtotal</b>		<b>22.7</b>		<b>18.0</b>		<b>27.4</b>
<b>Military Construction</b>		-		-		-
		_____		_____		_____
<i>Air Force</i>		111.0		196.0		221.0
<i>Navy</i>		48.8		92.9		50.6
<b>TOTAL</b>		<b>159.8</b>		<b>288.9</b>		<b>271.6</b>

**OTHER PROGRAMS  
DOD-WIDE/JOINT**

**UNMANNED AERIAL VEHICLES (UAV)**

**Description:** The Department is acquiring a family of Unmanned Aerial Vehicles (UAV) to satisfy tactical reconnaissance mission requirements. Each air vehicle system is being specifically tailored to conduct continuous overhead surveillance in all weather conditions during the day and night, in direct support of the Joint Forces Commander. The UAVs are equipped with electro-optical and Synthetic Aperture Radar (SAR), and other sensors to perform their mission. The systems being developed and procured are: Tactical UAV; Medium Altitude Endurance UAV (Predator) and High Altitude Endurance UAV (Global Hawk).

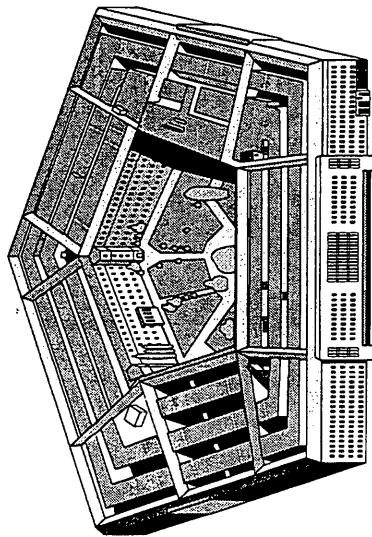
**Mission:** The purpose of airborne reconnaissance UAVs is to collect and transmit intelligence information to the combat forces. The function of the UAVs in an airborne reconnaissance environment is to transport sensor, information-processing, and communications systems to locations where the desired information can be collected, to provide an acceptable level of survivability throughout the mission, and to return for repeated use.

**Program Acquisition Costs  
(\$ Millions)**

	<u>FY 1999</u>		<u>FY 2000</u>		<u>FY 2001</u>	
	<u>Qty</u>	<u>Amt</u>	<u>Qty</u>	<u>Amt</u>	<u>Qty</u>	<u>Amt</u>
<b>Procurement</b>						
Predator UAV (AF)	(7)	129.8	(7)	57.1	(7)	22.1
Global Hawk (AF)		-		-		22.4
Subtotal		<u>129.8</u>		<u>57.1</u>		<u>44.5</u>
<b>RDT&amp;E</b>						
Army (TUAV)		50.2		43.1		29.4
Navy (TUAV)		50.8		75.3		113.1
Air Force (EUAV)		<u>183.0</u>		<u>77.9</u>		<u>109.2</u>
Subtotal		284.0		196.3		251.7
<b>Military Construction</b>		-		-		-
<b>TOTAL</b>		413.8		253.4		296.2



# RDT&E PROGRAMS (R-1)



*Fiscal Year 2001*

*February 2000*

*Office of the Under Secretary of Defense (Comptroller)*

#961

**UNCLASSIFIED**

**Preface**

**The RDT&E Programs (R-1) is derived from and consistent with the Budget Review System database.**

**The R-1 is provided annually to the DoD oversight committees of the Congress coincident with the transmittal of the President's Budget. This document is also provided to OASD (PA) for use by non-DoD activities, and is available to the public on the Internet at <http://www.dtic.mil/comptroller>.**

**Office of the Under Secretary of Defense (Comptroller)**

**UNCLASSIFIED**

**UNCLASSIFIED**

**THIS PAGE INTENTIONALLY LEFT BLANK.**

**UNCLASSIFIED**

UNCLASSIFIED

TABLE OF CONTENTS

PAGE

DoD Component Summary

II & III

Army

Army Summary  
Army R-1 Detail

A-I  
A-2 through A-11

Navy

Navy Summary  
Navy R-1 Detail

N-I  
N-2 through N-12

Air Force

Air Force Summary  
Air Force R-1 Detail

F-I  
F-2 through F-12

Defense Agencies

Defensewide Summary  
Defensewide R-1 Detail  
Developmental Test and Evaluation Summary  
Developmental Test and Evaluation R-1 Detail  
Operational Test and Evaluation Summary  
Operational Test and Evaluation R-1 Detail  
Individual Defense Agency R-1 Detail

D-I & D-II  
D-3 through D-11  
D-XII  
D-13  
D-XIV  
D-15  
D-16 through D-36

UNCLASSIFIED

**UNCLASSIFIED**

**THIS PAGE INTENTIONALLY LEFT BLANK.**

**UNCLASSIFIED**

## UNCLASSIFIED

DEPARTMENT OF DEFENSE  
FY 2001 RDT&E PROGRAMSUMMARY  
(\$ IN THOUSANDS) FEB 2000

<u>APPROPRIATION</u>	<u>FY 1999</u>	<u>FY 2000</u>	<u>FY 2001</u>
Research, Development, Test & Eval, Army	5,030,770	5,225,268	5,260,346
Research, Development, Test & Eval, Navy	8,942,170	9,056,644	8,476,677
Research, Development, Test & Eval, AF	13,731,514	14,286,313	13,685,576
Research, Development, Test & Eval, Defwide	10,093,447	9,425,067	10,238,242
Developmental Test & Eval, Defense	258,606	264,582	
Operational Test & Eval, Defense	47,145	31,271	201,560
<b>Total Research, Development, Test &amp; Evaluation</b>	<b>38,103,652</b>	<b>38,289,145</b>	<b>37,862,401</b>

UNCLASSIFIED

DEPARTMENT OF DEFENSE  
FY 2001 RDT&E PROGRAM

SUMMARY  
(\$ IN THOUSANDS)  
FEB 2000

<u>Summary Recap of Budget Activities</u>	<u>FY 1999</u>	<u>FY 2000</u>	<u>FY 2001</u>
Basic Research	1,063,591	1,160,941	1,217,417
Applied Research	3,057,227	3,410,433	3,144,237
Advanced Technology Development	3,453,286	3,825,804	3,181,578
Demonstration and Validation	7,363,543	6,524,463	6,809,729
Engineering & Manufacturing Dev	7,646,196	8,678,638	8,661,040
RDT&E Management Support	3,553,023	2,552,052	2,433,700
Operational Systems Development	11,966,786	12,136,814	12,414,700
<b>Total Research, Development, Test &amp; Evaluation</b>	<b>38,103,652</b>	<b>38,289,145</b>	<b>37,862,401</b>

Summary Recap of FYDP Programs

Strategic Forces	135,959	178,599	162,153
General Purpose Forces	2,775,553	3,205,693	2,976,904
Intelligence and Communications	8,014,575	7,781,809	8,133,902
Mobility Forces	168,637	284,330	350,587
Guard and Reserve Forces			5,917
Research and Development	26,375,171	26,194,182	25,652,633
Central Supply and Maintenance	314,714	368,680	283,830
Administration and Associated Activities	90,589	34,500	48,616
Support of Other Nations	13,859	3,660	7,043
Special Operations Forces	214,595	237,692	240,816
<b>Total Research, Development, Test &amp; Evaluation</b>	<b>38,103,652</b>	<b>38,289,145</b>	<b>37,862,401</b>

UNCLASSIFIED

DEPARTMENT OF THE ARMY  
 FY 2001 RDT&E PROGRAM  
 SUMMARY  
 (\$ IN THOUSANDS)

FEB 2000

<u>Summary Recap of Budget Activities</u>	<u>FY 1999</u>	<u>FY 2000</u>	<u>FY 2001</u>
Basic Research	176,737	204,407	200,988
Applied Research	612,641	790,919	602,489
Advanced Technology Development	633,601	684,393	490,905
Demonstration and Validation	488,701	475,627	661,451
Engineering & Manufacturing Dev	1,247,140	1,503,189	1,770,357
RDT&E Management Support	1,262,886	739,294	696,943
Operational Systems Development	609,064	827,439	837,213
<b>Total Research, Development, Test &amp; Eval, Army</b>	<b>5,030,770</b>	<b>5,225,268</b>	<b>5,260,346</b>
<u>Summary Recap of FYDP Programs</u>			
Strategic Forces	12,638	24,722	24,996
General Purpose Forces	358,898	492,199	509,013
Intelligence and Communications	159,129	144,395	185,775
Research and Development	4,446,265	4,464,424	4,482,656
Central Supply and Maintenance	50,532	99,528	57,906
Administration and Associated Activities	524		
Support of Other Nations	2,784		
<b>Total Research, Development, Test &amp; Eval, Army</b>	<b>5,030,770</b>	<b>5,225,268</b>	<b>5,260,346</b>



DEPARTMENT OF THE ARMY  
FY 2001 RDT&E PROGRAM

EXHIBIT R-1

APPROPRIATION: 2040A Research, Development, Test &amp; Eval, Army

Date: FEB 2000

Line No	Program Element Number	Item	Act	Thousands of Dollars			S E C
				FY 1999	FY 2000	FY 2001	
1	0601101A	In-House Laboratory Independent Research	1	12,139	14,119	14,459	U
2	0601102A	Defense Research Sciences	1	122,255	125,918	132,164	U
3	0601104A	University and Industry Research Centers	1	42,343	64,370	54,365	U
<b>Basic Research</b>				<b>176,737</b>	<b>204,407</b>	<b>200,988</b>	
4	0602104A	TRACTOR ROSE	2	6,743			U
5	0602105A	Materials Technology	2	12,867	16,266	11,557	U
6	0602120A	Sensors and Electronic Survivability	2	16,334	24,850	20,722	U
7	0602122A	TRACTOR HIP	2	11,603	9,210	7,226	U
8	0602211A	Aviation Technology	2	23,854	30,048	31,080	U
9	0602270A	EW Technology	2	15,569	17,402	17,310	U
10	0602303A	Missile Technology	2	29,234	47,939	47,183	U
11	0602307A	Advanced Weapons Technology	2			993	U
12	0602308A	Modeling and Simulation Technology	2	20,917	29,677	30,479	U
13	0602601A	Combat Vehicle and Automotive Technology	2	38,139	54,776	63,589	U
14	0602618A	Ballistics Technology	2	26,839	42,017	49,750	U
15	0602622A	Chemical, Smoke and Equipment Defeating Technology	2	4,660	4,953	3,530	U
16	0602623A	Joint Service Small Arms Program	2	5,008	5,161	5,415	U
17	0602624A	Weapons and Munitions Technology	2	28,185	36,521	33,761	U
18	0602705A	Electronics and Electronic Devices	2	25,004	36,812	23,869	U
19	0602709A	Night Vision Technology	2	18,341	20,021	20,465	U
20	0602712A	Countermine Systems	2	10,265	14,380	12,386	U

DEPARTMENT OF THE ARMY  
FY 2001 RDT&E PROGRAM

EXHIBIT R-1

APPROPRIATION: 2040A Research, Development, Test &amp; Eval, Army

Date: FEB 2000

Line NO	Program Element Number	Item	Act	Thousands of Dollars			S E C
				FY 1999	FY 2000	FY 2001	
21	0602716A	Human Factors Engineering Technology	2	16,204	19,681	15,786	U
22	0602720A	Environmental Quality Technology	2	62,208	78,905	13,994	U
23	0602782A	Command, Control, Communications Technology	2	21,597	19,519	23,314	U
24	0602783A	Computer and Software Technology	2	3,777	5,173	3,987	U
25	0602784A	Military Engineering Technology	2	51,203	47,639	42,344	U
26	0602785A	Manpower/Personnel/Training Technology	2	8,249	12,005	11,869	U
27	0602786A	Warfighter Technology	2	18,075	25,831	24,659	U
28	0602787A	Medical Technology	2	134,002	174,199	75,729	U
29	0602789A	ARMY Artificial Intelligence Technology	2	1,119	1,267	1,338	U
30	0602805A	Dual Use Science and Technology	2	9,388	9,924	10,154	U
		<b>Applied Research</b>		<b>612,641</b>	<b>790,919</b>	<b>602,489</b>	
31	0603001A	Warfighter Advanced Technology	3	30,322	44,831	15,469	U
32	0603002A	Medical Advanced Technology	3	223,999	73,252	16,512	U
33	0603003A	Aviation Advanced Technology	3	43,509	33,921	28,810	U
34	0603004A	Weapons and Munitions Advanced Technology	3	24,049	58,042	29,738	U
35	0603005A	Combat Vehicle and Automotive Advanced Technology	3	58,706	130,525	148,114	U
36	0603006A	Command, Control, Communications Advanced Technology	3	22,892	27,612	21,505	U
37	0603007A	Manpower, Personnel and Training Advanced Technology	3	2,869	4,981	3,072	U
38	0603009A	TRACTOR HIKE	3	10,391	12,469	12,217	U
39	0603013A	TRACTOR DIRT	3	40			U

## UNCLASSIFIED

DEPARTMENT OF THE ARMY  
FY 2001 RDT&E PROGRAM

EXHIBIT R-1

APPROPRIATION: 2040A Research, Development, Test &amp; Eval, Army

Date: FEB 2000

Line No	Program Element Number	Item	Act	Thousands of Dollars			S E C
				FY 1999	FY 2000	FY 2001	
40	0603017A	TRACTOR RED	3	4,420	4,549	984	U
41	0603020A	TRACTOR ROSE	3	2,427	11,070	10,892	U
42	0603105A	Military HIV Research	3	5,497	5,931	5,889	U
43	0603122A	TRACTOR HIP	3		2,414	980	U
44	0603238A	Global Surveillance/Air Defense/ Precision Strike Technology Demonstration	3	10,236	24,435	21,307	U
45	0603270A	EW Technology	3	10,911	16,060	15,359	U
46	0603280A	Joint Tactical Radio System	3	9,405			U
47	0603313A	Missile and Rocket Advanced Technology	3	59,366	51,188	25,107	U
48	0603322A	TRACTOR CAGE	3	4,175	2,648	3,083	U
49	0603606A	Landmine Warfare and Barrier Advanced Technology	3	22,651	47,117	20,894	U
50	0603607A	Joint Service Small Arms Program	3	12,532	8,760	4,469	U
51	0603654A	Line-Of-Sight Technology Demonstration	3	15,126	37,845	50,727	U
52	0603710A	Night Vision Advanced Technology	3	25,402	42,262	33,341	U
53	0603728A	Environmental Quality Technology Development	3		1,327	1,616	U
54	0603734A	Military Engineering Advanced Technology	3	16,270	15,762	5,207	U
55	0603772A	Advanced Tactical Computer Science and Sensor Technology	3	18,406	27,392	15,613	U
		<b>Advanced Technology Development</b>		<b>633,601</b>	<b>684,393</b>	<b>490,905</b>	
56	0603308A	Army Missile Defense Systems Integration (Dem/Val)	4	37,929	61,528	12,573	U
57	0603619A	Landmine Warfare and Barrier - Adv Dev	4	7,802	10,934	22,803	U

DEPARTMENT OF THE ARMY  
FY 2001 RDT&E PROGRAM

EXHIBIT R-1

APPROPRIATION: 2040A Research, Development, Test &amp; Eval, Army

Date: FEB 2000

Line No	Program Element Number	Item	Act	Thousands of Dollars			S E C
				FY 1999	FY 2000	FY 2001	
58	0603639A	Tank and Medium Caliber Ammunition	4	37,302	56,286	30,139	U
59	0603653A	Advanced Tank Armament System (ATAS)	4	8,464	1,922	118,139	U
60	0603713A	Army Data Distribution System	4	16,084	10	17	U
61	0603747A	Soldier Support and Survivability	4	7,594	12,719	13,574	U
62	0603774A	Night Vision Systems Advanced Development	4	2,240	3,164	10,968	U
63	0603779A	Environmental Quality Technology Dem/Val	4			4,897	U
64	0603790A	NATO Research and Development	4	3,843	1,858	1,920	U
65	0603801A	Aviation - Adv Dev	4	10,996	8,655	5,848	U
66	0603802A	Weapons and Munitions - Adv Dev	4		4,681	28,679	U
67	0603804A	Logistics and Engineer Equipment - Adv Dev	4	21,337	8,428	6,317	U
68	0603805A	Combat Service Support Control System Evaluation and Analysis	4	14,312	11,017	13,753	U
69	0603807A	Medical Systems - Adv Dev	4	11,205	16,566	15,259	U
70	0603851A	TRACTOR CAGE (Dem/Val)	4	915	1,079	979	U
71	0603854A	Artillery Systems - Dem/Val	4	300,429	266,158	355,309	U
72	0603856A	SCAMP Block II Dem/Val	4	7,449	10,622	20,277	U
73	0603889A	Counterdrug RDT&E Projects	4	800			U
		<b>Demonstration and Validation</b>		<b>488,701</b>	<b>475,627</b>	<b>661,451</b>	
74	0604201A	Aircraft Avionics	5	15,027	6,324	42,280	U
75	0604220A	Armed, Deployable OH-58D	5			532	U
76	0604223A	Comanche	5	352,217	463,124	614,041	U
77	0604270A	EW Development	5	77,557	80,019	61,056	U

## UNCLASSIFIED

DEPARTMENT OF THE ARMY  
FY 2001 RDT&E PROGRAM

EXHIBIT R-1

APPROPRIATION: 2040A Research, Development, Test &amp; Eval, Army

Date: FEB 2000

Line NO	Program Element Number	Item	Act	Thousands of Dollars			S E C
				FY 1999	FY 2000	FY 2001	
78	0604280A	Joint Tactical Radio	5		36,520	62,218	U
79	0604321A	All Source Analysis System	5	35,246	53,248	44,084	U
80	0604328A	TRACTOR CAGE	5	1,834	2,826	2,916	U
81	0604329A	Modernized Hellfire	5			4,969	U
82	0604601A	Infantry Support Weapons	5			2	U
83	0604604A	Medium Tactical Vehicles	5		1,958	1,959	U
84	0604609A	Smoke, Obscurant and Target Defeating Sys-Eng Dev	5	659	913	3,461	U
85	0604611A	JAVELIN	5	3,996	489	490	U
86	0604619A	Landmine Warfare	5	23,825	13,218	15,902	U
87	0604622A	Family of Heavy Tactical Vehicles	5	7,992	1,373		U
88	0604633A	Air Traffic Control	5	1,550	4,911	2,026	U
89	0604641A	Tactical Unmanned Ground Vehicle (TUGV)	5	2,528	4,905		U
90	0604642A	Light Tactical Wheeled Vehicles	5		7,441	9,893	U
91	0604645A	Armored Systems Modernization (ASM)-Eng. Dev.	5	4,259	2,877	2,200	U
92	0604649A	Engineer Mobility Equipment Development	5	69,044	57,880		U
93	0604710A	Night Vision Systems - Eng Dev	5	19,490	38,266	32,574	U
94	0604713A	Combat Feeding, Clothing, and Equipment	5	62,500	60,600	86,321	U
95	0604715A	Non-System Training Devices - Eng Dev	5	67,515	72,529	73,295	U
96	0604716A	Terrain Information - Eng Dev	5	6,320	5,308	6,082	U
97	0604726A	Integrated Meteorological Support System	5	1,901	2,301	1,771	U

DEPARTMENT OF THE ARMY  
FY 2001 RDT&E PROGRAM

EXHIBIT R-1

APPROPRIATION: 2040A Research, Development, Test &amp; Eval, Army

Date: FEB 2000

Line No	Program Element Number	Item	Act	Thousands of Dollars			S E C
				FY 1999	FY 2000	FY 2001	
98	0604739A	Integrated Broadcast Service	5	4,192	4,519	6,060	U
99	0604741A	Air Defense Command, Control and Intelligence - Eng Dev	5	13,033	7,943	16,462	U
100	0604746A	Automatic Test Equipment Development	5	9,423	16,063	12,956	U
101	0604760A	Distributive Interactive Simulations (DIS) - Engineering Development	5	2,634	7,605	20,689	U
102	0604766A	Tactical Exploitation of National Capabilities - EMD (TIARA)	5	42,025	71,879	57,419	U
103	0604768A	Brilliant Anti-Armor Submunition (BAT)	5	131,940	142,753	96,102	U
104	0604770A	Joint Surveillance/Target Attack Radar System	5	5,316	25,676	17,898	U
105	0604778A	Positioning Systems Development (SPACE)	5	365	439	2,420	U
106	0604780A	Combined Arms Tactical Trainer (CATT) Core	5	21,644	19,775	18,498	U
107	0604801A	Aviation - Eng Dev	5	11,056	13,439	7,104	U
108	0604802A	Weapons and Munitions - Eng Dev	5	39,650	68,464	22,505	U
109	0604804A	Logistics and Engineer Equipment - Eng Dev	5	26,620	22,844	20,457	U
110	0604805A	Command, Control, Communications Systems - Eng Dev	5	19,618	23,836	49,316	U
111	0604807A	Medical Materiel/Medical Biological Defense Equipment - Eng Dev	5	5,160	9,636	6,318	U
112	0604808A	Landmine Warfare/Barrier - Eng Dev	5	37,467	29,893	69,584	U
113	0604814A	Sense and Destroy Armament Missile - Eng Dev	5	30,305	24,128	52,848	U
114	0604817A	Combat Identification	5	15,520	8,566	5,362	U

DEPARTMENT OF THE ARMY  
FY 2001 RDT&E PROGRAM

EXHIBIT R-1

APPROPRIATION: 2040A Research, Development, Test &amp; Eval, Army

Date: FEB 2000

Line No	Program Element Number	Item	Act	Thousands of Dollars			S E C
				FY 1999	FY 2000	FY 2001	
115	0604818A	Army Tactical Command & Control Hardware & Software	5	33,993	38,970	33,420	U
116	0604819A	LOSAT	5			26,800	U
117	0604820A	Radar Development	5	6,708	5,089	8,429	U
118	0604823A	Firefinder	5	19,601	39,860	37,363	U
119	0604824A	DUAP Commercial Operations and Support Savings	5	16,351			U
120	0604854A	Artillery Systems - EMD	5	1,059	4,782	20,105	U
121	0605013A	Information Technology Development	5			94,170	U
		<b>Engineering and Manufacturing Development</b>		<b>1,247,140</b>	<b>1,503,189</b>	<b>1,770,357</b>	
122	0604256A	Threat Simulator Development	6	12,354	19,683	13,901	U
123	0604258A	Target Systems Development	6	12,379	13,298	13,346	U
124	0604759A	Major T&E Investment	6	35,551	39,095	44,019	U
125	0605103A	Rand Arroyo Center	6	16,812	17,523	19,872	U
126	0605301A	Army Kwajalein Atoll	6	127,470	139,322	153,326	U
127	0605326A	Concepts Experimentation Program	6	16,954	20,785	15,410	U
128	0605502A	Small Business Innovative Research	6	112,204			U
129	0605601A	Army Test Ranges and Facilities	6	120,024	146,485	119,657	U
130	0605602A	Army Technical Test Instrumentation and Targets	6	41,726	31,439	33,156	U
131	0605604A	Survivability/Lethality Analysis	6	33,341	34,892	27,248	U
132	0605605A	DOD High Energy Laser Test Facility	6	23,131	30,803	14,521	U
133	0605606A	Aircraft Certification	6	2,878	3,010	3,200	U
134	0605702A	Meteorological Support to RDT&E Activities	6	6,539	6,823	6,927	U

DEPARTMENT OF THE ARMY  
FY 2001 RDT&E PROGRAM

EXHIBIT R-1

APPROPRIATION: 2040A Research, Development, Test &amp; Eval, Army

Date: FEB 2000

Line No	Program Element Number	Item	Act	Thousands of Dollars			S E C
				FY 1999	FY 2000	FY 2001	
135	0605706A	Materiel Systems Analysis	6	9,557	8,783	8,737	U
136	0605709A	Exploitation of Foreign Items	6	3,882	4,112	3,582	U
137	0605712A	Support of Operational Testing	6	64,312	68,659	71,079	U
138	0605716A	Army Evaluation Center	6	26,248	24,163	26,337	U
139	0605801A	Programwide Activities	6	67,210	64,014	73,811	U
140	0605803A	Technical Information Activities	6	19,252	15,859	26,749	U
141	0605805A	Munitions Standardization, Effectiveness and Safety	6	10,616	18,800	11,276	U
142	0605853A	Environmental Conservation	6	3,117			U
143	0605854A	Pollution Prevention	6	9,427			U
144	0605856A	Environmental Compliance	6	51,522	4,000		U
145	0605857A	Army Acquisition Pollution Prevention Program	6			5,418	U
146	0605876A	Minor Construction (RPM) - RDT&E	6	4,049			U
147	0605878A	Maintenance and Repair (RPM) - RDT&E	6	90,568			U
148	0605879A	Real Property Services (RPS) - RDT&E	6	85,645			U
149	0605896A	Base Operations - RDT&E	6	233,611			U
150	0605898A	Management Headquarters (Research and Development)	6	21,983	27,746	5,371	U
151	0909999A	Financing for Cancelled Account Adjustments	6	524			U
		<b>RDT&amp;E Management Support</b>		<b>1,262,886</b>	<b>739,294</b>	<b>696,943</b>	
152	0603778A	MLRS Product Improvement Program	7	25,083	66,595	59,523	U
153	0102419A	Aerostat Joint Project Office	7	12,638	24,722	24,996	U



## UNCLASSIFIED

DEPARTMENT OF THE ARMY  
FY 2001 RDT&E PROGRAM

EXHIBIT R-1

APPROPRIATION: 2040A Research, Development, Test &amp; Eval, Army

Date: FEB 2000

Line No	Program Element Number	Item	Act	Thousands of Dollars			S E C
				FY 1999	FY 2000	FY 2001	
154	0203610A	Domestic Preparedness Against Weapons of Mass Destruction	7	15,000	6,000		U
155	0203726A	Adv Field Artillery Tactical Data System	7	34,569	40,860	36,816	U
156	0203735A	Combat Vehicle Improvement Programs	7	89,010	83,271	99,423	U
157	0203740A	Maneuver Control System	7	28,720	45,776	48,910	U
158	0203744A	Aircraft Modifications/Product Improvement Programs	7	23,577	80,786	95,829	U
159	0203752A	Aircraft Engine Component Improvement Program	7	6,543	3,859	2,929	U
160	0203758A	Digitization	7	40,056	29,941	29,671	U
161	0203759A	Force XXI Battle Command, Brigade and Below (FBCB2)	7	56,328	65,176	63,601	U
162	0203761A	Force Twenty-One (XXI), Warfighting Rapid Acquisition Program	7		36,621	6,021	U
163	0203801A	Missile/Air Defense Product Improvement Program	7	14,452	32,211	12,365	U
164	0203802A	Other Missile Product Improvement Programs	7	1,201	17,687	64,418	U
165	0203808A	TRACTOR CARD	7	3,780	3,869	3,837	U
166	0208010A	Joint Tactical Communications Program (TRI-TAC)	7	34,086	18,293	38,926	U
167	0208053A	Joint Tactical Ground System	7	11,576	27,849	6,267	U
168	0301359A	Special Army Program	7	9,479	18,796	5,215	U
169	0303028A	Security and Intelligence Activities	7	899	6,866		U
170	0303140A	Information Systems Security Program	7	14,650	15,247	8,140	U

DEPARTMENT OF THE ARMY  
FY 2001 RDT&E PROGRAM

EXHIBIT R-1

APPROPRIATION: 2040A Research, Development, Test &amp; Eval, Army

Date: FEB 2000

Line No	Program Element Number	Item	Act	Thousands of Dollars			S E C
				FY 1999	FY 2000	FY 2001	
171	0303141A	Global Combat Support System	7		71,955	U	
172	0303142A	SATCOM Ground Environment (SPACE)	7	50,648	43,229	U	
173	0303150A	WMCCS/Global Command and Control System	7	17,455	14,234	U	
174	0305114A	Traffic Control, Approach and Landing System	7		783	U	
175	0305204A	Tactical Unmanned Aerial Vehicles	7	50,189	43,087	U	
176	0305206A	Airborne Reconnaissance Systems	7	7,224	4,895	U	
177	0305208A	Distributed Common Ground Systems	7	8,585	7,894	U	
178	0708045A	End Item Industrial Preparedness Activities	7	50,532	57,906	U	
179	1001018A	NATO Joint STARS	7	2,784		U	
		<b>Operational Systems Development</b>		<b>609,064</b>	<b>827,439</b>	<b>837,213</b>	
		<b>Total Research, Development, Test &amp; Eval, Army</b>		<b>5,030,770</b>	<b>5,225,268</b>	<b>5,260,346</b>	

**UNCLASSIFIED**

**THIS PAGE INTENTIONALLY LEFT BLANK.**

**UNCLASSIFIED**

UNCLASSIFIED

DEPARTMENT OF THE NAVY  
FY 2001 RDT&E PROGRAM

SUMMARY  
(\$ IN THOUSANDS)  
FEB 2000

<u>Summary Recap of Budget Activities</u>	<u>FY 1999</u>	<u>FY 2000</u>	<u>FY 2001</u>
Basic Research	354,075	374,301	397,482
Applied Research	550,669	622,394	527,109
Advanced Technology Development	569,965	753,631	538,512
Demonstration and Validation	2,424,303	2,366,852	2,229,666
Engineering & Manufacturing Dev	2,153,619	2,301,795	2,152,405
RDT&E Management Support	732,597	641,017	631,515
Operational Systems Development	2,156,942	1,996,654	1,999,988
<b>Total Research, Development, Test &amp; Eval, Navy</b>	<b>8,942,170</b>	<b>9,056,644</b>	<b>8,476,677</b>

Summary Recap of FYDP Programs

Strategic Forces	89,175	95,809	74,739
General Purpose Forces	939,429	993,518	785,756
Intelligence and Communications	692,079	774,923	791,355
Guard and Reserve Forces			5,917
Research and Development	7,073,371	7,059,990	6,715,752
Central Supply and Maintenance	137,623	132,404	103,158
Administration and Associated Activities	10,493		
<b>Total Research, Development, Test &amp; Eval, Navy</b>	<b>8,942,170</b>	<b>9,056,644</b>	<b>8,476,677</b>

UNCLASSIFIED

**UNCLASSIFIED**

**THIS PAGE INTENTIONALLY LEFT BLANK.**

**UNCLASSIFIED**

DEPARTMENT OF THE NAVY  
FY 2001 RDT&E PROGRAM

EXHIBIT R-1

APPROPRIATION: 1319N Research, Development, Test &amp; Eval, Navy

Date: FEB 2000

Line No	Program Element Number	Item	Act	Thousands of Dollars			S E C
				FY 1999	FY 2000	FY 2001	
1	0601152N	In-House Laboratory Independent Research	1	14,596	15,544	16,343	U
2	0601153N	Defense Research Sciences	1	339,479	358,757	381,139	U
	<b>Basic Research</b>			<b>354,075</b>	<b>374,301</b>	<b>397,482</b>	
3	0602111N	Air and Surface Launched Weapons Technology	2	37,630	51,331	37,966	U
4	0602121N	Ship, Submarine & Logistics Technology	2	52,934	61,445	44,563	U
5	0602122N	Aircraft Technology	2	30,251	20,545	21,057	U
6	0602131M	Marine Corps Landing Force Technology	2	12,690	17,437	9,793	U
7	0602228N	Historically Black Colleges and Universities (HBCU)	2	6,024			U
8	0602232N	Communications, Command and Control, Intelligence, Surveil.	2	71,147	91,166	79,905	U
9	0602233N	Human Systems Technology	2	33,816	30,417	30,939	U
10	0602234N	Materials, Electronics and Computer Technology	2	74,368	93,233	68,076	U
11	0602270N	Electronic Warfare Technology	2	22,403	37,459	26,043	U
12	0602314N	Undersea Warfare Surveillance Technology	2	46,151	51,123	52,488	U
13	0602315N	Mine Countermeasures, Mining and Special Warfare	2	48,091	44,773	50,864	U
14	0602435N	Oceanographic and Atmospheric Technology	2	69,420	72,681	60,320	U
15	0602633N	Undersea Warfare Weaponry Technology	2	37,203	40,839	35,028	U
16	0602805N	Dual Use Science and Technology Program	2	8,541	9,945	10,067	U
	<b>Applied Research</b>			<b>550,669</b>	<b>622,394</b>	<b>527,109</b>	

## UNCLASSIFIED

DEPARTMENT OF THE NAVY  
FY 2001 RDT&E PROGRAM

EXHIBIT R-1

APPROPRIATION: 1319N Research, Development, Test &amp; Eval, Navy

Date: FEB 2000

Line NO	Program Element Number	Item	Act	Thousands of Dollars			S E C
				FY 1999	FY 2000	FY 2001	
17	0603217N	Air Systems and Weapons Advanced Technology	3	49,234	48,775	39,667	U
18	0603238N	Precision Strike and Air Defense Technology	3	68,179	85,086	68,555	U
19	0603270N	Advanced Electronic Warfare Technology	3	20,818	18,879	17,583	U
20	0603508N	Surface Ship & Submarine HM&E Advanced Technology	3	53,245	76,096	37,432	U
21	0603640M	Marine Corps Advanced Technology Demonstration (ATD)	3	56,304	68,565	54,749	U
22	0603706N	Medical Development	3	59,551	71,072	10,110	U
23	0603707N	Manpower, Personnel and Training Adv Tech Dev	3	29,300	45,479	26,988	U
24	0603712N	Environmental Quality and Logistics Advanced Technology	3	22,104	27,657	24,002	U
25	0603727N	Navy Technical Information Presentation System	3		43,498	49,506	U
26	0603747N	Undersea Warfare Advanced Technology	3	53,162	59,625	58,296	U
27	0603782N	Mine and Expeditionary Warfare Advanced Technology	3	42,530	57,393	45,618	U
28	0603792N	Advanced Technology Transition	3	72,321	109,926	76,333	U
29	0603794N	C3 Advanced Technology	3	43,217	41,580	29,673	U
		<b>Advanced Technology Development</b>		<b>569,965</b>	<b>753,631</b>	<b>538,512</b>	
30	0603207N	Air/Ocean Tactical Applications	4	26,702	29,942	30,337	U
31	0603216N	Aviation Survivability	4	10,585	14,201	7,536	U
32	0603254N	ASW Systems Development	4	25,030	20,333	19,680	U
33	0603261N	Tactical Airborne Reconnaissance	4	1,444	1,964	1,956	U
34	0603382N	Advanced Combat Systems Technology	4	6,438	6,790	6,943	U

DEPARTMENT OF THE NAVY  
FY 2001 RDT&E PROGRAM

EXHIBIT R-1

APPROPRIATION: 1319N Research, Development, Test &amp; Eval, Navy

Date: FEB 2000

Line No	Program Element Number	Item	Act	Thousands of Dollars			S E C
				FY 1999	FY 2000	FY 2001	
35	0603502N	Surface and Shallow Water Mine Countermeasures	4	76,630	109,765	97,929	U
36	0603504N	Advanced Submarine Combat Systems Development	4	4,507			U
37	0603506N	Surface Ship Torpedo Defense	4	4,840	4,614		U
38	0603512N	Carrier Systems Development	4	105,787	141,957	148,952	U
39	0603513N	Shipboard System Component Development	4	98,980	113,474	244,437	U
40	0603525N	PILOT FISH	4	115,863	96,052	107,598	U
41	0603526N	Advanced Software and Computing Technology	4		994		U
42	0603527N	RETRACT LARCH	4		7,791	11,895	U
43	0603536N	RETRACT JUNIPER	4	11,075	5,950		U
44	0603542N	Radiological Control	4	3,228	601	572	U
45	0603553N	Surface ASW	4	4,839	6,948	6,752	U
46	0603559N	SSGN Conversion	4			34,762	U
47	0603561N	Advanced Submarine System Development	4	116,265	124,051	113,269	U
48	0603562N	Submarine Tactical Warfare Systems	4	3,894	4,643	4,356	U
49	0603563N	Ship Concept Advanced Design	4	9,614	28,659	162	U
50	0603564N	Ship Preliminary Design & Feasibility Studies	4	6,706	11,945	46,896	U
51	0603570N	Advanced Nuclear Power Systems	4	118,909	145,400	168,483	U
52	0603573N	Advanced Surface Machinery Systems	4	29,478	26,581	5,635	U
53	0603576N	CHALK EAGLE	4	116,268	94,823	64,770	U
54	0603582N	Combat System Integration	4	38,337	78,305	32,966	U
55	0603609N	Conventional Munitions	4	37,105	39,087	28,619	U



## UNCLASSIFIED

DEPARTMENT OF THE NAVY  
FY 2001 RDT&E PROGRAM

EXHIBIT R-1

APPROPRIATION: 1319N Research, Development, Test &amp; Eval, Navy

Date: FEB 2000

Line No	Program Element Number	Item	Act	Thousands of Dollars			S E C
				FY 1999	FY 2000	FY 2001	
56	0603611M	Marine Corps Assault Vehicles	4	100,609	114,210	137,981	U
57	0603612M	Marine Corps Mine/Countermeasures Systems - Adv Dev	4	1,595			U
58	0603635M	Marine Corps Ground Combat/Support System	4	54,971	50,375	23,216	U
59	0603654N	Joint Service Explosive Ordnance Development	4	10,383	11,107	13,131	U
60	0603658N	Cooperative Engagement	4	189,667	189,877	119,257	U
61	0603713N	Ocean Engineering Technology Development	4	14,073	16,712	15,371	U
62	0603721N	Environmental Protection	4	70,414	82,999	62,194	U
63	0603724N	Navy Energy Program	4	4,520	6,945	4,942	U
64	0603725N	Facilities Improvement	4	1,835	1,974	1,824	U
65	0603734N	CHALK CORAL	4	96,249	42,472	52,886	U
66	0603739N	Navy Logistic Productivity	4	2,905	17,902		U
67	0603746N	RETRACT MAPLE	4	113,896	121,543	125,222	U
68	0603748N	LINK PLUMERIA	4	22,024	47,988	42,372	U
69	0603751N	RETRACT ELM	4	22,791	19,427	13,541	U
70	0603755N	Ship Self Defense - Dem/Val	4	15,757	8,607	6,610	U
71	0603764N	LINK EVERGREEN	4		7,836	9,712	U
72	0603787N	Special Processes	4	81,120	68,949	62,510	U
73	0603790N	NATO Research and Development	4	9,665	5,431	8,992	U
74	0603795N	Land Attack Technology	4	83,761	116,839	143,044	U
75	0603800N	Joint Strike Fighter (JSF) - Dem/ Val	4	471,362	239,907	131,566	U
76	0603851M	Nonlethal Weapons - Dem/Val	4	33,895	26,132	23,580	U

DEPARTMENT OF THE NAVY  
FY 2001 RDT&E PROGRAM

EXHIBIT R-1

APPROPRIATION: 1319N Research, Development, Test &amp; Eval, Navy

Date: FEB 2000

Line NO	Program Element Number	Item	Act	Thousands of Dollars			S E C
				FY 1999	FY 2000	FY 2001	
77	0603857N	All Service Combat Identification Evaluation Team (ASCIEP)	4	12,949	13,110	U	
78	0603889N	Counterdrug RDT&E Projects	4	24,802		U	
79	0604327N	Hard and Deeply Buried Target Defeat System (HDEBTD) Program	4	2,906	4,897	U	
80	0604707N	Space and Electronic Warfare (SEW) Architecture/Engineering Support	4	22,579	36,904	U	
<b>Demonstration and Validation</b>				<b>2,424,303</b>	<b>2,366,852</b>	<b>2,229,666</b>	
81	0603208N	Training System Aircraft	5	682	310	U	
82	0604212N	Other Helo Development	5	58,324	75,359	U	
83	0604214N	AV-8B Aircraft - Eng Dev	5	40,079	38,387	U	
84	0604215N	Standards Development	5	49,889	76,898	U	
85	0604216N	Multi-Mission Helicopter Upgrade Development	5	199,687	118,046	U	
86	0604217N	S-3 Weapon System Improvement	5	8,036	5,067	U	
87	0604218N	Air/Ocean Equipment Engineering	5	5,755	6,061	U	
88	0604221N	P-3 Modernization Program	5	2,763	10,950	U	
89	0604231N	Tactical Command System	5	46,947	44,356	U	
90	0604245N	H-1 Upgrades	5	116,762	183,266	U	
91	0604261N	Acoustic Search Sensors	5	27,905	25,810	U	
92	0604262N	V-22A	5	338,001	181,876	U	
93	0604264N	Air Crew Systems Development	5	15,213	14,222	U	
94	0604270N	EW Development	5	135,020	217,362	U	
95	0604300N	SC-21 Total Ship System Engineering	5	120,724	161,118	U	
96	0604307N	Surface Combatant Combat System Engineering	5	175,996	256,120	U	

## UNCLASSIFIED

DEPARTMENT OF THE NAVY  
FY 2001 RDT&E PROGRAM

EXHIBIT R-1

APPROPRIATION: 1319N Research, Development, Test &amp; Eval, Navy

Date: FEB 2000

Line No	Program Element Number	Item	Act	Thousands of Dollars			S E C
				FY 1999	FY 2000	FY 2001	
97	0604311N	LPD-17 Class Systems Integration	5	1,267	2,592	273	U
98	0604312N	Tri-Service Standoff Attack Missile	5	1,759	2,009	2,024	U
99	0604366N	Standard Missile Improvements	5	10,905	1,134	1,194	U
100	0604373N	Airborne MCM	5	31,677	52,351	47,312	U
101	0604503N	SSN-688 and Trident Modernization	5	57,738	74,245	34,801	U
102	0604504N	Air Control	5	7,141	13,621	13,538	U
103	0604507N	Enhanced Modular Signal Processor	5	1,391	965	875	U
104	0604512N	Shipboard Aviation Systems	5	8,189	9,002	9,833	U
105	0604518N	Combat Information Center Conversion	5	6,539	8,082	3,720	U
106	0604524N	Submarine Combat System	5	10,551	9,504	3,642	U
107	0604528N	SWATH (Small Waterplane Area Twin Hull) Oceanographic Ship	5		8,951		U
108	0604558N	New Design SSN	5	226,796	247,982	207,091	U
109	0604561N	SSN-21 Developments	5	24,449	31,825	6,617	U
110	0604562N	Submarine Tactical Warfare System	5	27,121	13,286	20,492	U
111	0604567N	Ship Contract Design/ Live Fire T&E	5	40,074	60,283	62,204	U
112	0604574N	Navy Tactical Computer Resources	5	27,043	57,978	3,291	U
113	0604601N	Mine Development	5	15	3,297	1,968	U
114	0604603N	Unguided Conventional Air-Launched Weapons	5	6,157	1,589	2,581	U
115	0604610N	Lightweight Torpedo Development	5	8,953	9,245	9,347	U
116	0604612M	Marine Corps Mine Countermeasures Systems - Eng Dev	5	594			U
117	0604618N	Joint Direct Attack Munition	5	11,165	11,717	26,151	U

UNCLASSIFIED

PAGE N-7

DEPARTMENT OF THE NAVY  
FY 2001 RDT&E PROGRAM

EXHIBIT R-1

APPROPRIATION: 1319N Research, Development, Test &amp; Eval, Navy

Date: FEB 2000

Line No	Program Element Number	Item	Act	Thousands of Dollars			S E C
				FY 1999	FY 2000	FY 2001	
118	0604654N	Joint Service Explosive Ordnance Development	5	6,971	7,094	7,102	U
119	0604703N	Personnel, Training, Simulation, and Human Factors	5	1,201	1,245	1,271	U
120	0604710N	Navy Energy Program	5	3,477	5,416	5,531	U
121	0604721N	Battle Group Passive Horizon Extension System	5	2,859	1,781	2,232	U
122	0604727N	Joint Standoff Weapon Systems	5	44,872	30,398	20,823	U
123	0604755N	Ship Self Defense - EMD	5	135,915	130,470	85,049	U
124	0604771N	Medical Development	5	5,543	15,350	5,273	U
125	0604777N	Navigation/ID System	5	39,184	16,737	18,487	U
126	0604784N	Distributed Surveillance System	5	47,082	36,707	20,710	U
127	0604800N	Joint Strike Fighter (JSF) - EMD	5			295,962	U
128	0604805N	Commercial Operations and Support Savings Initiative	5	15,208	21,731		U
129	0604910N	Smart Card Dev/Mod	5			1,240	U
130	0605013M	Information Technology Development	5			6,833	U
131	0605013N	Information Technology Development	5			15,259	U
132	0508713N	Navy Standard Integrated Personnel System (NSIPS)	5			5,917	U
<b>Engineering &amp; Manufacturing Dev</b>				<b>2,153,619</b>	<b>2,301,795</b>	<b>2,152,405</b>	
133	0604256N	Threat Simulator Development	6	23,137	29,481	24,293	U
134	0604258N	Target Systems Development	6	41,492	54,960	41,138	U
135	0604759N	Major T&E Investment	6	20,641	46,364	40,707	U
136	0605152N	Studies and Analysis Support - Navy	6	8,208	5,996	8,056	U
137	0605154N	Center for Naval Analyses	6	41,682	43,452	43,889	U

## UNCLASSIFIED

DEPARTMENT OF THE NAVY  
FY 2001 RDT&E PROGRAM

EXHIBIT R-1

APPROPRIATION: 1319N Research, Development, Test &amp; Eval, Navy

Date: FEB 2000

Line No	Program Element Number	Item	Act	Thousands of Dollars			S E C
				FY 1999	FY 2000	FY 2001	
138	0605155N	Fleet Tactical Development	6	2,690	3,086	2,886	U
139	0605502N	Small Business Innovative Research	6	126,332			U
140	0605804N	Technical Information Services	6	9,477	6,659	949	U
141	0605853N	Management, Technical & International Support	6	20,535	17,351	17,644	U
142	0605856N	Strategic Technical Support	6	1,785	2,359	2,403	U
143	0605861N	RDT&E Science and Technology Management	6	63,769	52,751	53,380	U
144	0605862N	RDT&E Instrumentation Modernization	6	8,638	9,258	12,045	U
145	0605863N	RDT&E Ship and Aircraft Support	6	73,971	72,771	76,128	U
146	0605864N	Test and Evaluation Support	6	244,608	261,992	270,327	U
147	0605865N	Operational Test and Evaluation Capability	6	8,991	9,121	8,957	U
148	0605866N	Navy Space and Electronic Warfare (SEW) Support	6	2,273	2,422	3,262	U
149	0605867N	SEW Surveillance/Reconnaissance Support	6	15,688	12,058	12,694	U
150	0605873M	Marine Corps Program Wide Support	6	8,187	10,936	8,091	U
151	0305885N	Tactical Cryptologic Activities	6			4,666	U
152	0909999N	Financing for Cancelled Account Adjustments	6	10,493			U
		<b>RDT&amp;E Management Support</b>		<b>732,597</b>	<b>641,017</b>	<b>631,515</b>	
153	0603660N	Advanced Development Projects	7	231,946		207,000	U
154	0603661N	Retract Violet	7	65,701		30,161	U
155	0604227N	HARPOON Modifications	7	989			U
156	0604805N	Commercial Operations and Support Savings Initiative	7			12,485	U

DEPARTMENT OF THE NAVY  
FY 2001 RDT&E PROGRAM

EXHIBIT R-1

APPROPRIATION: 1319N Research, Development, Test &amp; Eval, Navy

Date: FEB 2000

Line No	Program Element Number	Item	Act	Thousands of Dollars			S E C
				FY 1999	FY 2000	FY 2001	
157	0101221N	Strategic Sub & Weapons System Support	7	51,724	59,576	42,687	U
158	0101224N	SSEN Security Technology Program	7	29,579	33,055	31,173	U
159	0101226N	Submarine Acoustic Warfare Development	7	7,872	3,178	879	U
160	0204136N	F/A-18 Squadrons	7	294,797	320,884	248,093	U
161	0204152N	E-2 Squadrons	7	45,184	36,330	18,698	U
162	0204163N	Fleet Telecommunications (Tactical)	7	14,860	11,371	12,012	U
163	0204229N	Tomahawk and Tomahawk Mission Planning Center (TMPC)	7	149,804	141,417	91,436	U
164	0204311N	Integrated Surveillance System	7	18,509	17,925	16,928	U
165	0204413N	Amphibious Tactical Support Units	7	1,822		7,911	U
166	0204571N	Consolidated Training Systems Development	7	42,903	33,565	27,059	U
167	0204575N	Electronic Warfare (EW) Readiness Support	7	4,440	9,112	9,924	U
168	0205601N	HARM Improvement	7	28,415	38,427	21,355	U
169	0205604N	Tactical Data Links	7	48,935	46,410	26,245	U
170	0205620N	Surface ASW Combat System Integration	7	15,694	23,504	29,585	U
171	0205632N	MK-48 ADCAP	7	16,600	20,314	15,853	U
172	0205633N	Aviation Improvements	7	58,284	53,000	51,018	U
173	0205667N	F-14 Upgrade	7	12,251	1,383	1,228	U
174	0205675N	Operational Nuclear Power Systems	7	54,353	53,268	53,435	U
175	0206313M	Marine Corps Communications Systems	7	49,208	96,293	96,153	U

## UNCLASSIFIED

DEPARTMENT OF THE NAVY  
FY 2001 RDT&E PROGRAM

EXHIBIT R-1

## APPROPRIATION: 1319N Research, Development, Test &amp; Eval, Navy

Date: FEB 2000

Line No	Program Element Number	Item	Act	Thousands of Dollars			S E C
				FY 1999	FY 2000	FY 2001	
176	0206623M	Marine Corps Ground Combat/ Supporting Arms Systems	7	16,235	28,679	22,124	U
177	0206624M	Marine Corps Combat Services Support	7	5,536	8,337	2,854	U
178	0207161N	Tactical AIM Missiles	7	57,077	39,830	21,705	U
179	0207163N	Advanced Medium Range Air-to-Air Missile (AMRAAM)	7	4,522	13,469	12,140	U
180	0301303N	Maritime Intelligence	7				
181	0301327N	Technical Reconnaissance and Surveillance	7				
182	0303109N	Satellite Communications (SPACE)	7	17,486	40,202	37,778	U
183	0303140N	Information Systems Security Program	7	20,218	22,854	21,530	U
184	0303150N	WMMCCS/Global Command and Control System	7	422			U
185	0304111N	Special Activities	7				
186	0305160N	Navy Meteorological and Ocean Sensors-Space (METOC)	7	11,757	14,497	19,730	U
187	0305188N	Joint C4ISR Battle Center (JBC)	7	5,144	8,081	7,795	U
188	0305192N	Joint Military Intelligence Programs	7	2,224	2,053	7,000	U
189	0305204M	Tactical Unmanned Aerial Vehicles	7	5,959			U
190	0305204N	Tactical Unmanned Aerial Vehicles	7	50,843	75,325	113,052	U
191	0305206N	Airborne Reconnaissance Systems	7	16,337	18,853	4,759	U
192	0305207N	Manned Reconnaissance Systems	7	30,002	39,738	27,479	U
193	0305208N	Distributed Common Ground Systems	7	4,933	5,552	4,482	U
194	0305927N	Naval Space Surveillance	7	378	1,708	2,038	U
195	0305972N	Space Activities	7	14,480			U

DEPARTMENT OF THE NAVY  
FY 2001 RPT&E PROGRAM

EXHIBIT R-1

APPROPRIATION: 1319N Research, Development, Test &amp; Eval, Navy

Date: FEB 2000

Line No	Program Element Number	Item	Act	Thousands of Dollars			S E C
				FY 1999	FY 2000	FY 2001	
196	0308601N	Modeling and Simulation Support	7		12,054	9,106	U
197	0702207N	Depot Maintenance (Non-IF)	7	49,288	39,764	34,166	U
198	0708011N	Industrial Preparedness	7	69,943	71,209	59,626	U
199	0708730N	Maritime Technology (MARITECH)	7	18,392	21,431	9,366	U
<b>Operational Systems Development</b>				<b>2,156,942</b>	<b>1,996,654</b>	<b>1,999,988</b>	
<b>Total Research, Development, Test &amp; Eval, Navy</b>				<b>8,942,170</b>	<b>9,056,644</b>	<b>8,476,677</b>	



**UNCLASSIFIED**

**THIS PAGE INTENTIONALLY LEFT BLANK.**

**UNCLASSIFIED**

## DEPARTMENT OF THE AIR FORCE

## FY 2001 RDT&amp;E PROGRAM

SUMMARY  
(\$ IN THOUSANDS)

FEB 2000

<u>Summary Recap of Budget Activities</u>	<u>FY 1999</u>	<u>FY 2000</u>	<u>FY 2001</u>
Basic Research	197,507	213,822	206,149
Applied Research	582,045	596,805	590,255
Advanced Technology Development	430,336	576,683	494,942
Demonstration and Validation	1,200,173	926,154	888,451
Engineering & Manufacturing Dev	3,596,203	4,072,594	3,553,609
RDT&E Management Support	793,868	584,881	590,067
Operational Systems Development	6,931,382	7,315,374	7,362,103
<b>Total Research, Development, Test &amp; Eval, AF</b>	<b>13,731,514</b>	<b>14,286,313</b>	<b>13,685,576</b>
<u>Summary Recap of FYDP Programs</u>			
Strategic Forces	34,146	58,068	62,418
General Purpose Forces	1,447,313	1,695,339	1,633,122
Intelligence and Communications	5,175,162	5,160,682	5,204,628
Mobility Forces	168,637	284,330	350,587
Research and Development	6,753,591	6,954,067	6,304,893
Central Supply and Maintenance	100,716	123,276	115,676
Administration and Associated Activities	45,721	6,891	7,209
Support of Other Nations	6,228	3,660	7,043
<b>Total Research, Development, Test &amp; Eval, AF</b>	<b>13,731,514</b>	<b>14,286,313</b>	<b>13,685,576</b>

**UNCLASSIFIED**

**THIS PAGE INTENTIONALLY LEFT BLANK.**

**UNCLASSIFIED**

DEPARTMENT OF THE AIR FORCE  
FY 2001 RDT&E PROGRAM

EXHIBIT R-1

APPROPRIATION: 3600F Research, Development, Test &amp; Eval, AF

Date: FEB 2000

Line NO	Program Element Number	Item	Act	Thousands of Dollars			S E C
				FY 1999	FY 2000	FY 2001	
1	0601102F	Defense Research Sciences	1	197,507	213,822	206,149	U
		<b>Basic Research</b>		<b>197,507</b>	<b>213,822</b>	<b>206,149</b>	
2	0602102F	Materials	2	70,495	78,103	72,815	U
3	0602201F	Aerospace Flight Dynamics	2	60,746	45,594	48,775	U
4	0602202F	Human Effectiveness Applied Research	2	61,243	70,494	62,619	U
5	0602203F	Aerospace Propulsion	2	66,259	77,007	116,262	U
6	0602204F	Aerospace Sensors	2	61,336	63,922	65,644	U
7	0602269F	Hypersonic Technology Program	2	16,031	15,808		U
8	0602601F	Space Technology	2	122,170	146,021	57,687	U
9	0602602F	Conventional Munitions	2	39,106	37,892	45,223	U
10	0602605F	Directed Energy Technology	2			32,337	U
11	0602702F	Command Control and Communications	2	75,208	52,085	78,749	U
12	0602805F	Dual Use Science and Technology Program	2	9,451	9,879	10,144	U
		<b>Applied Research</b>		<b>582,045</b>	<b>596,805</b>	<b>590,255</b>	
13	0603106F	Logistics Systems Technology	3	9,478	10,651	13,895	U
14	0603112F	Advanced Materials for Weapon Systems	3	31,726	33,978	21,678	U
15	0603202F	Aerospace Propulsion Subsystems Integration	3	25,150	19,586	34,440	U
16	0603203F	Advanced Aerospace Sensors	3	26,260	37,948	28,311	U
17	0603205F	Flight Vehicle Technology	3	6,369	5,960	2,445	U
18	0603211F	Aerospace Structures	3	11,640	16,638	12,961	U
19	0603216F	Aerospace Propulsion and Power Technology	3	33,579	38,723	41,964	U

DEPARTMENT OF THE AIR FORCE  
FY 2001 RDT&E PROGRAM

EXHIBIT R-1

APPROPRIATION: 3600F Research, Development, Test &amp; Eval, AF

Date: FEB 2000

Line No	Program Element Number	Item	Act	Thousands of Dollars			S E C
				FY 1999	FY 2000	FY 2001	
20	0603227F	Personnel, Training and Simulation Technology	3	6,145	6,250	6,491	U
21	0603231F	Crew Systems and Personnel Protection Technology	3	28,372	30,953	12,479	U
22	0603245F	Flight Vehicle Technology Integration	3	7,150	8,289	13,184	U
23	0603253F	Advanced Sensor Integration	3	13,512	9,327	5,350	U
24	0603270F	Electronic Combat Technology	3	25,434	31,947	25,882	U
25	0603302F	Space and Missile Rocket Propulsion	3	22,283	16,526	24,283	U
26	0603311F	Ballistic Missile Technology	3	15,379	22,725		U
27	0603401F	Advanced Spacecraft Technology	3	57,655	102,277	97,327	U
28	0603410F	Space Systems Environmental Interactions Technology	3	3,263	4,027	3,412	U
29	0603444F	Maui Space Surveillance System (MSSS)	3			4,625	U
30	0603601F	Conventional Weapons Technology	3	21,878	20,753	22,731	U
31	0603605F	Advanced Weapons Technology	3	51,477	56,805	33,371	U
32	0603707F	Weather Systems Technology	3	1,419			U
33	0603723F	Environmental Engineering Technology	3	2,459	5,435		U
34	0603726F	Aerospace Info Tech Sys Integration	3	10,272	7,828	7,429	U
35	0603728F	Battlespace C2 Technology	3	7,150			U
36	0603789F	C3I Advanced Development	3	12,286	17,193	19,468	U
37	0603876F	Space-Based Laser	3		72,864	63,216	U
		<b>Advanced Technology Development</b>		<b>430,336</b>	<b>576,683</b>	<b>454,942</b>	
38	0603260F	Intelligence Advanced Development	4	3,819	4,498	4,401	U

DEPARTMENT OF THE AIR FORCE  
FY 2001 RDT&E PROGRAM

EXHIBIT R-1

APPROPRIATION: 3600F Research, Development, Test &amp; Eval, AF

Date: FEB 2000

Line No	Program Element Number	Item	Act	Thousands of Dollars			S E C
				FY 1999	FY 2000	FY 2001	
39	0603319F	Airborne Laser Program	4	252,449	304,184	148,637	U
40	0603430F	Advanced EHF MILSATCOM (SPACE)	4	54,623	95,529	246,396	U
41	0603432F	Polar MILSATCOM (SPACE)	4	36,291	39,049	26,068	U
42	0603434F	National Polar-orbiting Operational Environmental Satellite Sys (SPACE) - D	4	62,068	59,180	76,654	U
43	0603438F	Space Control Technology	4	7,212	12,621	9,728	U
44	0603441F	Space Based Infrared Architecture (SPACE) - Dem/Val	4	144,723			U
45	0603617F	Command, Control, and Communication Applications	4	8,234	7,769	7,828	U
46	0603690F	Information Operations Technology	4			991	U
47	0603742F	Combat Identification Technology	4	5,109	7,334	10,933	U
48	0603790F	NATO Research and Development(H)	4	3,956	4,222	5,509	U
49	0603800F	Joint Strike Fighter	4	453,600	249,088	129,538	U
50	0603850F	Integrated Broadcast Service (Dem/ Val)	4		24,198	24,488	U
51	0603851F	Intercontinental Ballistic Missile - Dem/Val	4	27,409	47,075	39,246	U
52	0603854F	Wideband MILSATCOM (Space)	4	65,242	50,277	134,029	U
53	0603856F	Air Force/National Program Cooperation (AFNFC)	4	16,927		3,370	U
54	0603859F	Pollution Prevention (Dem/Val)	4			2,543	U
55	0603860F	Joint Precision Approach and Landing Systems - Dem/Val	4	19,602	16,290	18,092	U
56	0603876F	Space-Based Laser	4	32,610			U
57	0604237F	Variable Stability In-Flight Simulator Test Aircraft	4	3,833			U

DEPARTMENT OF THE AIR FORCE  
FY 2001 RDT&E PROGRAM

EXHIBIT R-1

APPROPRIATION: 3600F Research, Development, Test &amp; Eval, AF

Date: FEB 2000

Line No	Program Element Number	Item	Act	Thousands of Dollars			S E C
				FY 1999	FY 2000	FY 2001	
58	0604327F	Hard and Deeply Buried Target Defeat System (HDBTDS) Program	4	2,466	4,840		U
<b>Demonstration and Validation</b>				<b>1,200,173</b>	<b>926,154</b>	<b>888,451</b>	
59	0604012F	Joint Helmet Mounted Cueing System (JHMCS)	5		2,931	1,312	U
60	0604201F	Integrated Avionics Planning and Development	5	9,775	712	712	U
61	0604222F	Nuclear Weapons Support	5	6,915	8,397	10,133	U
62	0604226F	B-1B	5	175,686	176,218	168,122	U
63	0604227F	Distributed Mission Training (DMT)	5	2,180	3,781	3,782	U
64	0604233F	Specialized Undergraduate Pilot Training	5	56,371	40,805	23,853	U
65	0604239F	F-22 EMD	5	1,561,786	1,945,138	1,411,786	U
66	0604240F	B-2 Advanced Technology Bomber	5	108,620	297,854	48,313	U
67	0604270F	EW Development	5	89,862	87,187	58,198	U
68	060441F	Space Based Infrared System (SBIRS) High EMD	5	508,473	420,476	569,188	U
69	0604442F	Space Based Infrared System (SBIRS) Low EMD	5	36,627	225,566	241,021	U
70	0604479F	Milstar LDR/MDR Satellite Communications (SPACE)	5	513,960	357,235	236,841	U
71	0604480F	Global Positioning System Block IIF (SPACE)	5	76,953			U
72	0604600F	Munitions Dispenser Development	5	11,334	3,850		U
73	0604602F	Armament/Ordnance Development	5	11,215	23,567	8,876	U
74	0604604F	Submunitions	5	4,477	7,698	4,775	U
75	0604617F	Agile Combat Support	5	2,332		668	U
76	0604618F	Joint Direct Attack Munition	5	11,516	6,299	1,157	U

DEPARTMENT OF THE AIR FORCE  
FY 2001 RDT&E PROGRAM

EXHIBIT R-1

APPROPRIATION: 3600F Research, Development, Test &amp; Eval, AF

Date: FEB 2000

Line NO	Program Element Number	Item	Act	Thousands of Dollars			S E C
				FY 1999	FY 2000	FY 2001	
77	0604703F	Aeromedical/Chemical Defense Systems	5	3,338	7,027	5,929	U
78	0604706F	Life Support Systems	5	6,763	11,473	14,758	U
79	0604708F	Civil, Fire, Environmental, Shelter Engineering	5	2,599	2,682	2,746	U
80	0604727F	Joint Standoff Weapons Systems	5	17,177	10,150	1,498	U
81	0604735F	Combat Training Ranges	5	13,141	11,828	12,559	U
82	0604740F	Integrated Command &; Control Applications (IC2A)	5	2,047	6,055	214	U
83	0604750F	Intelligence Equipment	5	1,179	1,336	1,298	U
84	0604754F	Joint Tactical Information Distribution System (JTIDS)	5	20,236	8,542	8,745	U
85	0604762F	Common Low Observables Verification System (CLOVers)	5	4,054	5,818	11,621	U
86	0604779F	Joint Interoperability of Tactical Command & Control Systems (JINTACCS)	5	5,317	5,798	5,825	U
87	0604800F	Joint Strike Fighter EMD	5			299,540	U
88	0604805F	Commercial Operations and Support Savings Initiative	5	11,617	19,904	19,851	U
89	0604851F	Intercontinental Ballistic Missile - EMD	5	70,063	38,235	18,325	U
90	0604853F	Evolved Expendable Launch Vehicle Program (SPACE) - EMD	5	241,973	317,964	332,952	U
91	0605011F	RDT&E for Aging Aircraft	5	4,640	4,856	14,204	U
92	0207249F	Precision Attack Systems	5			3,965	U
93	0305176F	Combat Survivor Evader Locator	5	3,977	13,212	10,842	U
		<b>Engineering and Manufacturing Development</b>		<b>3,596,203</b>	<b>4,072,594</b>	<b>3,553,609</b>	
94	0604256F	Threat Simulator Development	6	32,054	31,672	34,785	U



DEPARTMENT OF THE AIR FORCE  
FY 2001 RDT&E PROGRAM

EXHIBIT R-1

APPROPRIATION: 3600F Research, Development, Test &amp; Eval., AF

Date: FEB 2000

Line No	Program Element Number	Item	Act	Thousands of Dollars			S E C
				FY 1999	FY 2000	FY 2001	
95	0604258F	Target Systems Development	6	6,343		191	U
96	0604759F	Major T&E Investment	6	37,995	56,659	54,057	U
97	0605101F	RAND Project Air Force	6	23,485	19,864	24,080	U
98	0605306F	Ranch Hand II Epidemiology Study	6	4,122	4,408	4,356	U
99	0605502F	Small Business Innovation Research	6	203,468			U
100	0605712F	Initial Operational Test & Evaluation	6	29,171	26,510	28,238	U
101	0605807F	Test and Evaluation Support	6	351,170	381,476	386,205	U
102	0605808F	Development Planning	6	3,908			U
103	0605854F	Pollution Prevention	6	4,956	2,498		U
104	0605860F	Rocket Systems Launch Program (SPACE)	6	14,235	7,732	7,906	U
105	0605864F	Space Test Program (STP)	6	40,397	50,402	46,476	U
106	0909900F	Financing for Expired Account Adjustments	6	39,021			U
107	1001004F	International Activities	6	3,543	3,660	3,773	U
		<b>RDT&amp;E Management Support</b>		<b>793,868</b>	<b>584,881</b>	<b>590,067</b>	
108	0101113F	B-52 Squadrons	7	6,042	39,658	50,787	U
109	0101120F	Advanced Cruise Missile	7			4,182	U
110	0101122F	Air-Launched Cruise Missile (ALCM)	7		5,281	6,457	U
111	0102325F	Joint Surveillance System	7	1,582			U
112	0102326F	Region/Sector Operation Control Center Modernization Program	7	25,587	13,129	992	U
113	0102411F	North Atlantic Defense System	7	537			U
114	0102445F	Counterdrug Aerostats	7	398			U

DEPARTMENT OF THE AIR FORCE  
FY 2001 RDT&E PROGRAM

EXHIBIT R-1

## APPROPRIATION: 3600F Research, Development, Test &amp; Eval, AF

Date: FEB 2000

Line No	Program Element Number	Item	Act	Thousands of Dollars			S E C
				FY 1999	FY 2000	FY 2001	
115	0207027F	Air and Space Command and Control Agency (ASC2A)	7			24,769	U
116	0207131F	A-10 Squadrons	7	2,170	8,013	8,615	U
117	0207133F	F-16 Squadrons	7	120,389	114,162	124,903	U
118	0207134F	F-15E Squadrons	7	100,974	126,172	61,260	U
119	0207136F	Manned Destructive Suppression	7	1,663	3,363	14,670	U
120	0207141F	F-117A Squadrons	7	10,305	11,659	3,912	U
121	0207161F	Tactical AIM Missiles	7	49,348	40,513	21,706	U
122	0207163F	Advanced Medium Range Air-to-Air Missile (AMRAAM)	7	33,466	52,146	53,707	U
123	0207247F	AF TENCAP	7	6,003	12,929	9,826	U
124	0207248F	Special Evaluation Program	7	97,142	84,162	75,443	U
125	0207253F	Compass Call	7	11,892	12,837	5,834	U
126	0207268F	Aircraft Engine Component Improvement Program	7	93,338	158,329	166,926	U
127	0207320F	Sensor Fused Weapons	7	7,782	11,645		U
128	0207325F	Joint Air-to-Surface Standoff Missile (JASSM)	7	121,146	164,425	120,281	U
129	0207412F	Theater Air Control Systems	7	402	6,432	19,873	U
130	0207414F	Combat Intelligence System	7	13,635			U
131	0207417F	Airborne Warning and Control System (AWACS)	7	31,669	36,178	35,653	U
132	0207423F	Advanced Communications Systems	7	5,527		2,867	U
133	0207424F	Evaluation and Analysis Program	7	68,985	72,373	81,027	U
134	0207433F	Advanced Program Technology	7	79,001	66,771	90,713	U
135	0207438F	Theater Battle Management (TBM) C4I	7	48,325	46,406	41,068	U

## UNCLASSIFIED

DEPARTMENT OF THE AIR FORCE  
FY 2001 RDT&E PROGRAM

EXHIBIT R-1

APPROPRIATION: 3600F Research, Development, Test &amp; Eval, AF

Date: FEB 2000

Line No	Program Element Number	Item	Act	Thousands of Dollars			S E C
				FY 1999	FY 2000	FY 2001	
136	0207581F	Joint Surveillance and Target Attack Radar System (Joint STARS)	7	91,701	147,582	144,118	U
137	0207590F	Seek Eagle	7	17,680	22,851	19,472	U
138	0207591F	Advanced Program Evaluation	7	201,543	257,214	266,458	U
139	0207601F	USAF Modeling and Simulation	7	13,632	21,093	17,624	U
140	0207605F	Wargaming and Simulation Centers	7	3,822	19,087	3,874	U
141	0208006F	Mission Planning Systems	7	15,415	18,084	20,755	U
142	0208021F	Information Warfare Support	7	2,864	1,368	1	U
143	0208031F	War Reserve Materiel - Equipment/Secondary Items	7	1,440	1,450	1,475	U
144	0208060F	Theater Missile Defenses	7	30,571	25,904	19,824	U
145	0208160F	Technical Evaluation System	7	107,266	91,712	98,263	U
146	0208161F	Special Evaluation System	7	58,217	60,479	74,240	U
147	0301310F	National Air Intelligence Center	7				
148	0301314F	COBRA BALL	7				
149	0301315F	Missile and Space Technical Collection	7				
150	0301324F	FOREST GREEN	7				
151	0301357F	NUDET Detection System	7		3,184		U
152	0301398F	Management Headquarters GDIP	7				
153	0302015F	E-4B National Airborne Operations Center (NAOC)	7	1,824	12,597	34,410	U
154	0303110F	Defense Satellite Communications System (SPACE)	7	10,405	5,015	7,328	U
155	0303112F	Air Force Communications (AIRCOM)	7			11,478	U
156	0303131F	Minimum Essential Emergency Communications Network (MEECN)	7	37,624	45,285	15,302	U

DEPARTMENT OF THE AIR FORCE  
FY 2001 RDT&E PROGRAM

EXHIBIT R-1

APPROPRIATION: 3600F Research, Development, Test &amp; Eval, AF

Date: FEB 2000

Line NO	Program Element Number	Item	Act	Thousands of Dollars			S E C
				FY 1999	FY 2000	FY 2001	
157	0303140F	Information Systems Security Program	7	7,754	19,381	7,212	U
158	0303141F	Global Combat Support System	7	17,083	19,283	46,369	U
159	0303150F	Global Command and Control System	7	12,235	3,817	3,743	U
160	0303401F	Communications Security (COMSEC)	7			4,857	U
161	0303601F	MILSATCOM Terminals	7	6,018	6,923	17,797	U
162	0304111F	Special Activities	7				
163	0304311F	Selected Activities	7	2,975	2,985		U
164	0305099F	Global Air Traffic Management (GATM)	7	24,882	6,402	8,508	U
165	0305110F	Satellite Control Network (SPACE)	7	45,343	60,977	58,643	U
166	0305111F	Weather Service	7	9,846	18,910	19,942	U
167	0305114F	Air Traffic Control, Approach, and Landing System (ATCAL)	7	2,870	7,279	18,093	U
168	0305119F	Medium Launch Vehicles (SPACE)	7	3,497			U
169	0305128F	Security and Investigative Activities	7	1,348	1,449	467	U
170	0305137F	National Airspace System (NAS) Plan	7	1,777		200	U
171	0305138F	Inertial Upper Stage (IUS)	7	552			U
172	0305142F	Applied Technology and Integration	7				
173	0305144F	Titan Space Launch Vehicles (SPACE)	7	69,823	44,777	25,815	U
174	0305158F	Tactical Terminal	7	161		238	U
175	0305159F	Defense Reconnaissance Support Activities (SPACE)	7		36,623	45,149	U
176	0305160F	Defense Meteorological Satellite Program (SPACE)	7	19,983	21,207	25,372	U

DEPARTMENT OF THE AIR FORCE  
FY 2001 RDT&E PROGRAM

EXHIBIT R-1

APPROPRIATION: 3600F Research, Development, Test &amp; Eval, AF

Date: FEB 2000

Line No	Program Element Number	Item	Act	Thousands of Dollars			S E C
				FY 1999	FY 2000	FY 2001	
177	0305164F	NAVSTAR Global Positioning System (User Equipment) (SPACE)	7	36,944	49,244	66,975	U
178	0305165F	NAVSTAR Global Positioning System (Space and Control Segments)	7	24,634	107,451	250,197	U
179	0305172F	Combined Advanced Applications	7				
180	0305182F	Spacelift Range System (SPACE)	7	27,594	50,989	53,654	U
181	0305202F	Dragon U-2 (JMIP)	7			27,546	U
182	0305205F	Endurance Unmanned Aerial Vehicles	7	183,017	77,866	109,215	U
183	0305206F	Airborne Reconnaissance Systems	7	123,538	136,221	136,913	U
184	0305207F	Manned Reconnaissance Systems	7	53,479	23,798		U
185	0305208F	Distributed Common Ground Systems	7	20,602	24,205	21,330	U
186	0305906F	NCMC - TW/AA System	7	16,113	13,230	19,309	U
187	0305910F	SPACETRACK (SPACE)	7	42,410	54,010	2,553	U
188	0305911F	Defense Support Program (SPACE)	7	13,971	7,361	9,462	U
189	0305913F	NUDET Detection System (SPACE)	7	12,766	14,224	17,088	U
190	0305917F	Space Architect	7	12,896	10,882		U
191	0305953F	Evolved Expendable Launch Vehicle (EELV) (Space)	7	23			U
192	0308601F	Modeling and Simulation Support	7	1,038		1,177	U
193	0308699F	Shared Early Warning (SEW)	7		11,532	4,219	U
194	0401115F	C-130 Airlift Squadron	7		40,123	60,496	U
195	0401119F	C-5 Airlift Squadrons	7	37,348	59,122	92,530	U
196	0401130F	C-17 Aircraft	7	120,368	159,019	176,439	U
197	0401214F	Air Cargo Material Handling (463- L) (Non-IF)	7	456	493		U
198	0401218F	KC-135s	7	1,018	2,242	487	U

DEPARTMENT OF THE AIR FORCE  
FY 2001 RDT&E PROGRAM

EXHIBIT R-1

APPROPRIATION: 3600F Research, Development, Test &amp; Eval, AF

Date: FEB 2000

Line No	Program Element Number	Item	Act	Thousands of Dollars			S E C
				FY 1999	FY 2000	FY 2001	
199	0401219F	KC-10s	7	9,447	23,331	19,526	U
200	0404011F	Special Operations Forces	7			1,109	U
201	0702207F	Depot Maintenance (Non-IF)	7	1,438	4,744	1,515	U
202	0708011F	Industrial Preparedness	7	50,597	51,988	53,082	U
203	0708026F	Productivity, Reliability, Availability, Maintain. Prog Ofc (PRAMPO)	7	10,040	22,075	15,227	U
204	0708071F	Joint Logistics Program - Ammunition Standard System	7	14,698	11,271	11,238	U
205	0708611F	Support Systems Development	7	23,943	33,198	32,258	U
206	0708612F	Computer Resources Support Improvement Program (CRSIP)	7			2,356	U
207	0901218F	Civilian Compensation Program	7	6,700	6,891	7,209	U
208	1001018F	NATO Joint STARS	7	2,685		3,270	U
<b>Operational Systems Development</b>				<b>6,931,382</b>	<b>7,315,374</b>	<b>7,362,103</b>	
<b>Total Research, Development, Test &amp; Eval, AF</b>				<b>13,731,514</b>	<b>14,286,313</b>	<b>13,685,576</b>	

**UNCLASSIFIED**

**THIS PAGE INTENTIONALLY LEFT BLANK.**

**UNCLASSIFIED**

UNCLASSIFIED

DEFENSE-WIDE

## FY 2001 RDT&amp;E PROGRAM

SUMMARY  
(\$ IN THOUSANDS)

FEB 2000

<u>Summary Recap of Budget Activities</u>	<u>FY 1999</u>	<u>FY 2000</u>	<u>FY 2001</u>
Basic Research	335,272	368,411	412,798
Applied Research	1,311,872	1,400,315	1,424,384
Advanced Technology Development	1,819,384	1,811,097	1,657,219
Demonstration and Validation	3,250,366	2,755,830	3,030,161
Engineering & Manufacturing Dev	649,234	801,060	1,184,669
RDT&E Management Support	457,921	291,007	313,615
Operational Systems Development	2,269,398	1,997,347	2,215,396
<b>Total Research, Development, Test &amp; Eval, Defwide</b>	<b>10,093,447</b>	<b>9,425,067</b>	<b>10,238,242</b>
<u>Summary Recap of FYDP Programs</u>			
General Purpose Forces	29,913	24,637	49,013
Intelligence and Communications	1,988,205	1,701,809	1,952,144
Research and Development	7,796,193	7,419,848	7,947,772
Central Supply and Maintenance	25,843	13,472	7,090
Administration and Associated Activities	33,851	27,609	41,407
Support of Other Nations	4,847		
Special Operations Forces	214,595	237,692	240,816
<b>Total Research, Development, Test &amp; Eval, Defwide</b>	<b>10,093,447</b>	<b>9,425,067</b>	<b>10,238,242</b>

UNCLASSIFIED

PAGE D-I



## UNCLASSIFIED

## DEFENSE-WIDE

## FY 2001 RDT&amp;E PROGRAM

SUMMARY  
(\$ IN THOUSANDS)

FEB 2000

<u>Summary Recap of Defensewide</u>	<u>FY 1999</u>	<u>FY 2000</u>	<u>FY 2001</u>
Special Operations Command	214,595	237,692	244,616
Chemical and Biological Defense Program	345,297	409,864	361,913
National Imagery And Mapping Agency			
Defense Threat Reduction Agency	341,822	376,120	365,176
Ballistic Missile Defense Organization	3,909,911	3,427,740	3,943,163
Office Of Secretary Of Defense	1,087,836	1,179,627	1,191,856
Defense Adv Research Projects Agcy	1,887,973	1,876,382	1,951,305
National Security Agency			
Defense Support Project Office	44,141		
Joint Chiefs of Staff	159,475	48,967	75,262
Defense Information Systems Agency	129,783	109,436	206,057
Defense Intelligence Agency			
Defense Logistics Agency	73,263	101,746	88,236
Defense Security Cooperation Agency	9,228		1,932
Defense Security Service	417	436	444
<b>Total Research, Development, Test &amp; Eval, Defwide</b>	<b>10,093,447</b>	<b>9,425,067</b>	<b>10,238,242</b>

DEFENSE-WIDE  
FY 2001 RDT&E PROGRAM

EXHIBIT R-1

APPROPRIATION: 0400D Research, Development, Test &amp; Eval, Defwide

Date: FEB 2000

Line No	Program Element Number	Item	Act	Thousands of Dollars			S E C
				FY 1999	FY 2000	FY 2001	
1	0601101D8Z	In-House Laboratory Independent Research	1	2,146	2,029	2,007	U
2	0601101E	Defense Research Sciences	1	57,369	67,608	90,415	U
3	0601103D8Z	University Research Initiatives	1	220,431	224,016	253,627	U
4	0601105D8Z	Gulf War Illness	1	22,588	24,543	16,978	U
5	0601111D8Z	Government/Industry Cosponsorship of University Research	1	4,233	6,175	6,715	U
6	0601114D8Z	Def Experimental Program to Stimulate Competitive Research	1			9,859	U
7	0601384BP	Chemical and Biological Defense Program	1	28,505	44,040	33,197	U
<b>Basic Research</b>				<b>335,272</b>	<b>368,411</b>	<b>412,798</b>	
8	0602110E	Next Generation Internet	2	41,919	36,473	15,000	U
9	0602173C	Support Technologies - Applied Research	2	93,466	88,365	37,747	U
10	0602227D8Z	Medical Free Electron Laser	2	13,930	11,525	15,029	U
11	0602228D8Z	Historically Black Colleges and Universities (HBCU) Science	2		15,747	14,236	U
12	0602234D8Z	Lincoln Laboratory Research Program	2	20,219	20,189	18,602	U
13	0602301E	Computing Systems and Communications Technology	2	309,100	320,648	376,592	U
14	0602302E	Extensible Information Systems	2		30,000	69,282	U
15	0602383E	Biological Warfare Defense	2	84,009	131,705	162,064	U
16	0602384BP	Chemical and Biological Defense Program	2	62,301	97,400	73,600	U
17	0602702E	Tactical Technology	2	158,953	142,501	121,051	U
18	0602708E	Integrated Command and Control Technology	2	38,315	38,126	31,761	U

DEFENSE-WIDE  
FY 2001 RDT&E PROGRAM

EXHIBIT R-1

APPROPRIATION: 0400D Research, Development, Test &amp; Eval, Defwide

Date: FEB 2000

Line No	Program Element Number	Item	Act	Thousands of Dollars			S E C
				FY 1999	FY 2000	FY 2001	
19	0602712E	Materials and Electronics Technology	2	268,595	242,267	249,812	U
20	0602715BR	Nuclear Sustainment & Counterproliferation Technologies	2	210,003	214,541	230,928	U
21	0602787D8Z	Medical Technology	2	9,119	8,875	8,680	U
22	0305108K	Command and Control Research	2	1,943	1,953		U
		<b>Applied Research</b>		<b>1,311,872</b>	<b>1,400,315</b>	<b>1,424,384</b>	
23	0603002D8Z	Medical Advanced Technology	3	2,109	1,996	2,043	U
24	0603104D8Z	Explosives Demilitarization Technology	3	13,379	23,635	8,964	U
25	0603121D8Z	SO/LIC Advanced Development	3	4,505		8,622	U
26	0603122D8Z	Combating Terrorism Technology Support	3	36,349	55,449	41,307	U
27	0603160BR	Counterproliferation Advanced Development Technologies	3	51,954	80,582	77,391	U
28	0603173C	Support Technologies - Advanced Technology Development	3	273,397	212,837	93,249	U
29	0603174C	Space Based Lasers (SBL)	3			74,537	U
30	0603225D8Z	Joint DoD-DoE Munitions Technology Development	3	12,553	14,315	16,670	U
31	0603232D8Z	Automatic Target Recognition	3	6,107	7,529	7,534	U
32	0603285E	Advanced Aerospace Systems	3		17,071	26,821	U
33	0603384BP	Chemical and Biological Defense Program - Advanced Development	3	59,186	56,911	46,594	U
34	0603704D8Z	Special Technical Support	3	11,018	15,568	10,777	U
35	0603711BR	Arms Control Technology	3	57,168	73,528	52,930	U
36	0603712S	Generic Logistics R&D Technology Demonstrations	3	25,651	22,920	23,082	U

DEFENSE-WIDE  
FY 2001 RDT&E PROGRAM

EXHIBIT R-1

APPROPRIATION: 0400D Research, Development, Test &amp; Eval, Defwide

Date: FEB 2000

Line No	Program Element Number	Item	Act	Thousands of Dollars			S E C
				FY 1999	FY 2000	FY 2001	
37	0603716D8Z	Strategic Environmental Research Program	3	56,513	57,207	51,357	U
38	0603727D8Z	Joint Warfighting Program	3	34,043	7,675	7,607	U
39	0603738D8Z	Cooperative DoD/VA Medical Research	3	5,855	7,415		U
40	0603739E	Advanced Electronics Technologies	3	260,296	252,388	191,800	U
41	0603747E	Electric Vehicles	3	9,000			U
42	0603750D8Z	Advanced Concept Technology Demonstrations	3	80,281	104,976	116,425	U
43	0603755D8Z	High Performance Computing Modernization Program	3	151,613	164,262	164,027	U
44	0603760E	Command, Control and Communications Systems	3	171,370	185,926	128,863	U
45	0603761E	Communication and Simulation Technology	3	50,017			U
46	0603762E	Sensor and Guidance Technology	3	199,445	177,598	182,225	U
47	0603763E	Marine Technology	3	24,779	21,681	30,304	U
48	0603764E	Land Warfare Technology	3	85,287	96,320	134,249	U
49	0603765E	Classified DARPA Programs	3	48,797	78,973	101,387	U
50	0603805S	Dual Use Application Programs	3	5,938			U
51	0603832D8Z	Joint Wargaming Simulation Management Office	3	56,861	66,967	56,971	U
52	0605160D8Z	Counterproliferation Support	3		1,449	1,483	U
53	0303132G	Global Grid Communications	3				
54	0304211G	National Activities	3				
55	0305166G	Special Development	3				
<b>Advanced Technology Development</b>				<b>1,819,384</b>	<b>1,811,097</b>	<b>1,657,219</b>	

## UNCLASSIFIED

DEFENSE-WIDE  
FY 2001 RDT&E PROGRAM

EXHIBIT R-1

## APPROPRIATION: 0400D Research, Development, Test &amp; Eval, Defwide

Date: FEB 2000

Line No	Program Element Number	Item	Act	Thousands of Dollars			S E C
				FY 1999	FY 2000	FY 2001	
56	0603228D8Z	Physical Security Equipment	4	24,981	25,351	35,108	U
57	0603708D8Z	Integrated Diagnostics	4	3,020			U
58	0603709D8Z	Joint Robotics Program	4	15,646	17,516	10,294	U
59	0603714D8Z	Advanced Sensor Applications Program	4	17,731	27,115	15,534	U
60	0603736D8Z	CALS Initiative	4	6,994	5,488	1,585	U
61	0603790T	NATO Research and Development	4	5,630			U
62	0603851D8Z	Environmental Security Technical Certification Program	4	16,451	22,347	24,906	U
63	0603857J	All Service Combat Identification Evaluation Team (ASCIET)	4	12,914			U
64	0603861C	Theater High-Altitude Area Defense System - TMD - Dem/Val	4	431,948	523,525		U
65	0603868C	Navy Theater Wide Missile Defense System	4	366,325	375,764	382,671	U
66	0603869C	Meads Concepts - Dem/Val	4	11,675	48,594	63,175	U
67	0603870C	Boost Phase Intercept Theater Missile Defense Acquisition - Dem/ Val	4	6,335	4,961		U
68	0603871C	National Missile Defense - Dem/Val	4	1,678,201	950,248	1,740,238	U
69	0603872C	Joint Theater Missile Defense - Dem/Val	4	204,213	196,566		U
70	0603873C	Family-of Systems Engineering and Integration (FOS E&I)	4	94,422	145,657	231,248	U
71	0603874C	BMD Technical Operations	4	188,317	214,445	270,718	U
72	0603875C	International Cooperative Programs	4	59,126	81,560	116,992	U
73	0603876C	Threat and Countermeasures	4	23,258	19,343	22,621	U
74	0603884BP	Chemical and Biological Defense Program - Dem/Val	4	61,409	68,502	83,800	U

DEFENSE-WIDE  
FY 2001 RDT&E PROGRAM

EXHIBIT R-1

APPROPRIATION: 0400D Research, Development, Test &amp; Eval, Defwide

Date: FEB 2000

Line No	Program Element Number	Item	Act	Thousands of Dollars			S E C
				FY 1999	FY 2000	FY 2001	
75	0603892D8Z	ASAT	4		7,232		U
76	0603920D8Z	Humanitarian Demining	4	18,172	18,197	12,728	U
77	0603923D8Z	Coalition Warfare	4			11,839	U
78	0604722D8Z	Joint Service Education and Training Systems Development	4		3,419		U
79	0605104T	Technical Studies, Support and Analysis	4	980			U
80	0605110T	Partnership for Peace (PFP) Information Management System (PIMS)	4	2,618		1,932	U
81	0901585C	Pentagon Reservation	4			4,772	U
<b>Demonstration and Validation</b>				<b>3,250,366</b>	<b>2,755,830</b>	<b>3,030,161</b>	
82	0604384BP	Chemical and Biological Defense Program - EMD	5	103,159	118,458	100,815	U
83	0604709D8Z	Joint Robotics Program - EMD	5	14,708	14,660	11,553	U
84	0604764K	Advanced IT Services Joint Program Office (AITS-JPO)	5	15,109	14,370	14,685	U
85	0604771D8Z	Joint Tactical Information Distribution System (JTIDS)	5	29,809	28,616	16,250	U
86	0604805D8Z	Commercial Operations and Support Savings Initiative	5	7,221	11,582		U
87	0604861C	Theater High-Altitude Area Defense System - TMD - EMD	5		79,462	549,945	U
88	0604865C	Patriot PAC-3 Theater Missile Defense Acquisition - EMD	5	237,345	179,139	81,016	U
89	0604867C	Navy Area Theater Missile Defense - EMD	5	241,883	307,274	274,234	U
90	0605013D8Z	Information Technology Development	5			12,000	U
91	0605013S	Information Technology Development	5			1,671	U

## UNCLASSIFIED

DEFENSE-WIDE  
FY 2001 RDT&E PROGRAM

EXHIBIT R-1

APPROPRIATION: 0400D Research, Development, Test &amp; Eval, Defwide

Date: FEB 2000

Line No	Program Element Number	Item	Act	Thousands of Dollars			S E C
				FY 1999	FY 2000	FY 2001	
92	0605014S	Information Technology Development (Field Activity)	5	47,499	26,797	U	
93	0605015S	Information Technology Development (Standard Procurement System)	5		15,772	U	
94	0303129K	Defense Message System	5		11,340	U	
95	0303140K	Information Systems Security Program	5		18,210	U	
96	0303141K	Global Combat Support System	5		22,287	U	
97	0305840K	Electronic Commerce	5		28,094	U	
<b>Engineering and Manufacturing Development</b>				<b>649,234</b>	<b>801,060</b>	<b>1,184,669</b>	
98	0603858D8Z	Unexploded Ordnance Detection and Clearance	6	1,216	1,204	U	
99	0604942D8Z	Assessments and Evaluations	6	4,330		U	
100	0604943D8Z	Thermal Vicar	6		4,882	U	
101	0605104D8Z	Technical Studies, Support and Analysis	6	30,714	30,597	U	
102	0605110BR	Critical Technology Support	6	2,198	3,927	U	
103	0605114E	BLACK LIGHT	6	4,994	5,000	U	
104	0605116D8Z	General Support to C3I	6	7,749	3,769	U	
105	0605117D8Z	Foreign Material Acquisition and Exploitation	6	34,229	32,173	U	
106	0605123D8Z	AFCC Engineering and Installation	6	1,500	6,000	U	
107	0605124D8Z	Special Applications Program	6		9,122	U	
108	0605126J	Joint Theater Air and Missile Defense Organization	6	109,079	21,200	U	
109	0605128BR	Classified Program	6	13,583		U	
110	0605128D8Z	Classified Program USD(P)	6	3,230	11,296	U	

DEFENSE-WIDE  
FY 2001 RDT&E PROGRAM

EXHIBIT R-1

APPROPRIATION: 0400D Research, Development, Test &amp; Eval, Defwide

Date: FEB 2000

Line No	Program Element Number	Item	Act	Thousands of Dollars			S	E	C
				FY 1999	FY 2000	FY 2001			
111	0605130D8Z	Foreign Comparative Testing	6			31,697	U		
112	0605160BR	Counterproliferation Support	6	9,114	5,271		U		
113	0605384BP	Chemical and Biological Defense Program	6	25,099	24,553	23,907	U		
114	0605502BP	Small Business Innovative Research - Chemical Biological Def	6	5,638			U		
115	0605502D8Z	Small Business Innovative Research	6	16,626	25,755		U		
116	0605502E	Small Business Innovative Research	6	42,839			U		
117	0605710D8Z	Classified Programs - C3I	6	61,733	598	641	U		
118	0605790D8Z	Small Business Innovation Research Administration	6	1,737	1,630	1,728	U		
119	0605798S	Defense Technology Analysis	6	7,741	9,775	5,048	U		
120	0605801K	Defense Technical Information Services (DTIC)	6	45,040	45,495	45,350	U		
121	0605803S	R&D in Support of DoD Enlistment, Testing and Evaluation	6	8,090	8,080	8,776	U		
122	0605804D8Z	Development Test and Evaluation	6			43,915	U		
123	0605898E	Management Headquarters (Research and Development)	6	32,898	32,103	34,679	U		
<b>RDT&amp;E Management Support</b>				<b>457,921</b>	<b>291,007</b>	<b>313,615</b>			
124	0604805D8Z	Commercial Operations and Support Savings Initiative	7			9,629	U		
125	0208045K	C3 Interoperability	7	29,080	23,629	37,072	U		
126	0208052J	Joint Analytical Model Improvement Program	7	833	1,008	11,941	U		
127	0301011G	Cryptologic Activities	7						
128	0301055G	Cryptologic Communications	7						



## UNCLASSIFIED

DEFENSE-WIDE  
FY 2001 RDT&E PROGRAM

EXHIBIT R-1

APPROPRIATION: 0400D Research, Development, Test &amp; Eval, Defwide

Date: FEB 2000

Line No	Program Element Number	Item	Act	Thousands of Dollars			S E C
				FY 1999	FY 2000	FY 2001	
129	0301301L	General Defense Intelligence Program	7				
130	0302016K	National Military Command System-Wide Support	7	642	608	641	U
131	0302019K	Defense Info Infrastructure Engineering and Integration	7	5,584	3,421	5,704	U
132	0303126K	Long-Haul Communications (DCS)	7	11,469	1,306	1,416	U
133	0303127K	Support of the National Communications System	7	4,386	4,242	5,019	U
134	0303131K	Minimum Essential Emergency Communications Network (MEECN)	7	4,367	5,270	7,099	U
135	0303140G	Information Systems Security Program	7	243,028	244,109	290,771	U
136	0303149J	C4I for the Warrior	7	2,798	2,971	5,486	U
137	0303149K	C4I for the Warrior	7	3,407	385	405	U
138	0303153K	Joint Spectrum Center	7	8,756	8,757	8,735	U
139	0304210BB	Special Reconnaissance Capabilities (SRC) Program	7			3,800	U
140	0304345BQ	National Imagery and Mapping Program	7				
141	0305102BQ	Defense Imagery and Mapping Program	7	109,098	104,839	74,975	U
142	0305127V	Foreign Counterintelligence Activities	7	417	436	444	U
143	0305159I	Defense Reconnaissance Support Activities (SPACE)	7	44,141			U
144	0305190D8Z	C3I Intelligence Programs	7	10,589	15,403	25,182	U
145	0305202G	Dragon U-2 (JMIP)	7		4,620	4,379	U
146	0305206G	Airborne Reconnaissance Systems	7	15,000	21,716	13,514	U

DEFENSE-WIDE  
FY 2001 RDT&E PROGRAM

EXHIBIT R-1

APPROPRIATION: 0400D Research, Development, Test &amp; Eval, Defwide

Date: FEB 2000

Line No	Program Element Number	Item	Act	Thousands of Dollars			S E C
				FY 1999	FY 2000	FY 2001	
147	0305207G	Manned Reconnaissance Systems	7	9,959	9,830	4,543	U
148	0305208BQ	Distributed Common Ground Systems	7				
149	0305208G	Distributed Common Ground Systems	7				
150	0305208L	Distributed Common Ground Systems	7	1,958	1,000	994	U
151	0305884L	Intelligence Planning and Review Activities	7				
152	0305885G	Tactical Cryptologic Activities	7	99,737	108,255	95,671	U
153	0305889G	Counterdrug Intelligence Support	7	5,428			U
154	0708011S	Industrial Preparedness	7	25,843	13,472	7,090	U
155	0902298J	Management Headquarters (OJCS)	7	9,287	9,188	12,540	U
156	0902740J	Joint Simulation System	7	24,564	18,421	24,095	U
157	1001017D8Z	Partnership for Peace Activities	7	4,847			U
158	1160279BB	Small Business Innovative Research/Small Bus Tech Transfer Pilot Prog	7	4,068	4,896		U
159	1160401BB	Special Operations Technology Development	7	3,750	6,875	7,360	U
160	1160402BB	Special Operations Advanced Technology Development	7	28,305	7,743	7,778	U
161	1160404BB	Special Operations Tactical Systems Development	7	128,931	147,438	133,520	U
162	1160405BB	Special Operations Intelligence Systems Development	7	8,417	5,138	3,022	U
163	1160407BB	SOF Medical Technology Development	7	1,945	3,863	2,065	U
164	1160408BB	SOF Operational Enhancements	7	39,179	61,739	87,071	U
		<b>Operational Systems Development</b>		<b>2,269,398</b>	<b>1,997,347</b>	<b>2,215,396</b>	
		<b>Total Research, Development, Test &amp; Eval, Defwide</b>		<b>10,093,447</b>	<b>9,425,067</b>	<b>10,238,242</b>	

UNCLASSIFIED

THIS PAGE INTENTIONALLY LEFT BLANK.

UNCLASSIFIED

FORM 100-1

100-1

100-1

100-1

RECEIVED AT THE NATIONAL ARCHIVES AND RECORDS ADMINISTRATION

DATE OF ACQUISITION: 10/10/2001

100-1

UNCLASSIFIED

DEFENSE-WIDE

FY 2001 RDT&E PROGRAM

FEB 2000

SUMMARY  
(\$ IN THOUSANDS)

	<u>FY 1999</u>	<u>FY 2000</u>	<u>FY 2001</u>
<u>Summary Recap of Budget Activities</u>			
RDT&E Management Support	258,606	264,582	
<b>Total Developmental Test &amp; Eval, Defense</b>	<b>258,606</b>	<b>264,582</b>	
<u>Summary Recap of FYDP Programs</u>			
Research and Development	258,606	264,582	
<b>Total Developmental Test &amp; Eval, Defense</b>	<b>258,606</b>	<b>264,582</b>	

UNCLASSIFIED

UNCLASSIFIED

DEFENSE-WIDE  
FY 2001 RDT&E PROGRAM

EXHIBIT R-1

APPROPRIATION: 0450D Developmental Test & Eval, Defense

Date: FEB 2000

Line No	Program Element Number	Item	Act	Thousands of Dollars			S E C
				FY 1999	FY 2000	FY 2001	
1	0604940D8Z	Central Test and Evaluation Investment Development (CTEIP)	6	131,669	132,866		U
2	0605130D8Z	Foreign Comparative Testing	6	32,684	31,876		U
3	0605804D8Z	Development Test and Evaluation	6	94,253	99,840		U
		<b>RDT&amp;E Management Support</b>		<b>258,606</b>	<b>264,582</b>		
		<b>Total Developmental Test &amp; Eval, Defense</b>		<b>258,606</b>	<b>264,582</b>		

UNCLASSIFIED

UNCLASSIFIED

DEFENSE-WIDE

FY 2001 RDT&E PROGRAM

SUMMARY  
(\$ IN THOUSANDS)

FEB 2000

	<u>FY 1999</u>	<u>FY 2000</u>	<u>FY 2001</u>
<u>Summary Recap of Budget Activities</u>			
RDT&E Management Support	47,145	31,271	201,560
<b>Total Operational Test &amp; Eval, Defense</b>	<b>47,145</b>	<b>31,271</b>	<b>201,560</b>
<u>Summary Recap of FYDP Programs</u>			
Research and Development	47,145	31,271	201,560
<b>Total Operational Test &amp; Eval, Defense</b>	<b>47,145</b>	<b>31,271</b>	<b>201,560</b>

UNCLASSIFIED

UNCLASSIFIED

DEFENSE-WIDE  
FY 2001 RDT&E PROGRAM

EXHIBIT R-1

APPROPRIATION: 0460D Operational Test & Eval, Defense

Date: FEB 2000

Line NO	Program Element Number	Item	Act	Thousands of Dollars			S E C
				FY 1999	FY 2000	FY 2001	
1	0604940D8Z	Central Test and Evaluation Investment Development (CTEIP)	6		121,401	U	
2	0605118D8Z	Operational Test and Evaluation	6	28,211	14,602	U	
3	0605131D8Z	Live Fire Testing	6	18,934	16,669	U	
4	0605804D8Z	Development Test and Evaluation	6		53,275	U	
<b>RDT&amp;E Management Support</b>				<b>47,145</b>	<b>31,271</b>		
<b>Total Operational Test &amp; Eval, Defense</b>				<b>47,145</b>	<b>31,271</b>	<b>201,560</b>	

Special Operations Command  
FY 2001 RDT&E PROGRAM

EXHIBIT R-1

APPROPRIATION: 0400D Research, Development, Test &amp; Eval, Defwide

Date: FEB 2000

Line No	Program Element Number	Item	Act	Thousands of Dollars			S E C
				FY 1999	FY 2000	FY 2001	
139	0304210BB	Special Reconnaissance Capabilities (SRC) Program	7		3,800	U	
<b>Operational Systems Development</b>					<b>3,800</b>		
158	1160279BB	Small Business Innovative Research/Small Bus Tech Transfer Pilot Prog	7	4,068	4,896	U	
159	1160401BB	Special Operations Technology Development	7	3,750	6,875	U	
160	1160402BB	Special Operations Advanced Technology Development	7	28,305	7,743	U	
161	1160404BB	Special Operations Tactical Systems Development	7	128,931	147,438	U	
162	1160405BB	Special Operations Intelligence Systems Development	7	8,417	5,138	U	
163	1160407BB	SOF Medical Technology Development	7	1,945	3,863	U	
164	1160408BB	SOF Operational Enhancements	7	39,179	61,739	U	
<b>Operational Systems Development</b>				<b>214,595</b>	<b>237,692</b>		<b>240,816</b>
<b>Total Special Operations Command</b>				<b>214,595</b>	<b>237,692</b>		<b>244,616</b>



Chemical and Biological Defense Program  
FY 2001 RDT&E PROGRAM

EXHIBIT R-1

APPROPRIATION: 0400D Research, Development, Test &amp; Eval, Defwide

Date: FEB 2000

Line No	Program Element Number	Item	Act	Thousands of Dollars			S E C
				FY 1999	FY 2000	FY 2001	
7	0601384BP	Chemical and Biological Defense Program	1	28,505	44,040	33,197	U
	<b>Basic Research</b>			<b>28,505</b>	<b>44,040</b>	<b>33,197</b>	
16	0602384BP	Chemical and Biological Defense Program	2	62,301	97,400	73,600	U
	<b>Applied Research</b>			<b>62,301</b>	<b>97,400</b>	<b>73,600</b>	
33	0603384BP	Chemical and Biological Defense Program - Advanced Development	3	59,186	56,911	46,594	U
	<b>Advanced Technology Development</b>			<b>59,186</b>	<b>56,911</b>	<b>46,594</b>	
74	0603884BP	Chemical and Biological Defense Program - Dem/Val	4	61,409	68,502	83,800	U
	<b>Demonstration and Validation</b>			<b>61,409</b>	<b>68,502</b>	<b>83,800</b>	
82	0604384BP	Chemical and Biological Defense Program - EMD	5	103,159	118,458	100,815	U
	<b>Engineering and Manufacturing Development</b>			<b>103,159</b>	<b>118,458</b>	<b>100,815</b>	
113	0605384BP	Chemical and Biological Defense Program	6	25,099	24,553	23,907	U
114	0605502BP	Small Business Innovative Research - Chemical Biological Def	6	5,638			U
	<b>RDT&amp;E Management Support</b>			<b>30,737</b>	<b>24,553</b>	<b>23,907</b>	
	<b>Total Chemical and Biological Defense Program</b>			<b>345,297</b>	<b>409,864</b>	<b>361,913</b>	

National Imagery and Mapping Agency  
 FY 2001 RDT&E PROGRAM

EXHIBIT R-1

APPROPRIATION: 0400D Research, Development, Test & Eval, Defwide

Date: FEB 2000

Line No	Program Element Number	Item	Act	Thousands of Dollars		
				FY 1999	FY 2000	FY 2001
140	0304345BQ	National Imagery and Mapping Program	7			
141	0305102BQ	Defense Imagery and Mapping Program	7	109,098	104,839	74,975
148	0305208BQ	Distributed Common Ground Systems Program	7			
		Operational Systems Development				
		Total National Imagery And Mapping Agency				

Defense Threat Reduction Agency  
FY 2001 RDT&E PROGRAM

EXHIBIT R-1

APPROPRIATION: 0400D Research, Development, Test &amp; Eval, Defwide

Date: FEB 2000

Line No	Program Element Number	Item	Act	Thousands of Dollars			S E C
				FY 1999	FY 2000	FY 2001	
20	0602715BR	Nuclear Sustainment & Counterproliferation Technologies	2	210,003	214,541	230,928	U
	<b>Applied Research</b>			<b>210,003</b>	<b>214,541</b>	<b>230,928</b>	
27	0603160BR	Counterproliferation Advanced Development Technologies	3	51,954	80,582	77,391	U
35	0603711BR	Arms Control Technology	3	57,168	73,528	52,930	U
	<b>Advanced Technology Development</b>			<b>109,122</b>	<b>154,110</b>	<b>130,321</b>	
102	0605110BR	Critical Technology Support	6		2,198	3,927	U
109	0605128BR	Classified Program	6	13,583			U
112	0605160BR	Counterproliferation Support	6	9,114	5,271		U
	<b>RDT&amp;E Management Support</b>			<b>22,697</b>	<b>7,469</b>	<b>3,927</b>	
	<b>Total Defense Threat Reduction Agency</b>			<b>341,822</b>	<b>376,120</b>	<b>365,176</b>	

**Ballistic Missile Defense Organization  
FY 2001 RDT&E PROGRAM**

EXHIBIT R-1

APPROPRIATION: 0400D Research, Development, Test &amp; Eval, Defwide

Date: FEB 2000

Line No	Program Element Number	Item	Act	Thousands of Dollars			S E C
				FY 1999	FY 2000	FY 2001	
9	0602173C	Support Technologies - Applied Research	2	93,466	88,365	37,747	U
		<b>Applied Research</b>		<b>93,466</b>	<b>88,365</b>	<b>37,747</b>	
28	0603173C	Support Technologies - Advanced Technology Development	3	273,397	212,837	93,249	U
29	0603174C	Space Based Lasers (SBL)	3			74,537	U
		<b>Advanced Technology Development</b>		<b>273,397</b>	<b>212,837</b>	<b>167,786</b>	
64	0603861C	Theater High-Altitude Area Defense System - TMD - Dem/Val	4	431,948	523,525		U
65	0603868C	Navy Theater Wide Missile Defense System	4	366,325	375,764	382,671	U
66	0603869C	Meads Concepts - Dem/Val	4	11,675	48,594	63,175	U
67	0603870C	Boost Phase Intercept Theater Missile Defense Acquisition - Dem/ Val	4	6,335	4,961		U
68	0603871C	National Missile Defense - Dem/Val	4	1,678,201	950,248	1,740,238	U
69	0603872C	Joint Theater Missile Defense - Dem/Val	4	204,213	196,566		U
70	0603873C	Family-of Systems Engineering and Integration (FOS E&I)	4	94,422	145,657	231,248	U
71	0603874C	BMD Technical Operations	4	188,317	214,445	270,718	U
72	0603875C	International Cooperative Programs	4	59,126	81,560	116,992	U
73	0603876C	Threat and Countermeasures	4	23,258	19,343	22,621	U
		<b>Demonstration and Validation</b>		<b>3,063,820</b>	<b>2,560,663</b>	<b>2,827,663</b>	
81	0901585C	Pentagon Reservation	4			4,772	U
		<b>Demonstration and Validation</b>				<b>4,772</b>	
87	0604861C	Theater High-Altitude Area Defense System - TMD - EMD	5		79,462	549,945	U

Ballistic Missile Defense Organization  
 FY 2001 RDT&E PROGRAM

EXHIBIT R-1

APPROPRIATION: 0400D Research, Development, Test & Eval, Defwide

Date: FEB 2000

Line No	Program Element Number	Item	Act	Thousands of Dollars			S E C
				FY 1999	FY 2000	FY 2001	
88	0604865C	Patriot PAC-3 Theater Missile Defense Acquisition - EMD	5	237,345	179,139	81,016	U
89	0604867C	Navy Area Theater Missile Defense - EMD	5	241,883	307,274	274,234	U
<b>Engineering and Manufacturing Development</b>				479,228	565,875	905,195	
<b>Total Ballistic Missile Defense Organization</b>				3,909,911	3,427,740	3,943,163	

Office of Secretary Of Defense  
FY 2001 RDT&E PROGRAM

EXHIBIT R-1

APPROPRIATION: 0400D Research, Development, Test &amp; Eval, Defwide

Date: FEB 2000

Line No	Program Element Number	Item	Act	Thousands of Dollars			S E C
				FY 1999	FY 2000	FY 2001	
1	0601101D8Z	In-House Laboratory Independent Research	1	2,146	2,029	2,007	U
3	0601103D8Z	University Research Initiatives	1	220,431	224,016	253,627	U
4	0601105D8Z	Gulf War Illness	1	22,588	24,543	16,978	U
5	0601111D8Z	Government/Industry Cosponsorship of University Research	1	4,233	6,175	6,715	U
6	0601114D8Z	Def Experimental Program to Stimulate Competitive Research	1			9,859	U
		<b>Basic Research</b>		<b>249,398</b>	<b>256,763</b>	<b>289,186</b>	
10	0602227D8Z	Medical Free Electron Laser	2	13,930	11,525	15,029	U
11	0602228D8Z	Historically Black Colleges and Universities (HBCU) Science	2		15,747	14,236	U
12	0602234D8Z	Lincoln Laboratory Research Program	2	20,219	20,189	18,602	U
21	0602787D8Z	Medical Technology	2	9,119	8,875	8,680	U
		<b>Applied Research</b>		<b>43,268</b>	<b>56,336</b>	<b>56,547</b>	
23	0603002D8Z	Medical Advanced Technology	3	2,109	1,996	2,043	U
24	0603104D8Z	Explosives Demilitarization Technology	3	13,379	23,635	8,964	U
25	0603121D8Z	SO/LIC Advanced Development	3	4,505		8,622	U
26	0603122D8Z	Combating Terrorism Technology Support	3	36,349	55,449	41,307	U
30	0603225D8Z	Joint DoD-DoE Munitions Technology Development	3	12,553	14,315	16,670	U
31	0603232D8Z	Automatic Target Recognition	3	6,107	7,529	7,534	U
34	0603704D8Z	Special Technical Support	3	11,018	15,568	10,777	U
37	0603716D8Z	Strategic Environmental Research Program	3	56,513	57,207	51,357	U

Office of Secretary Of Defense  
FY 2001 RDT&E PROGRAM

EXHIBIT R-1

APPROPRIATION: 0400D Research, Development, Test &amp; Eval, Defwide

Date: FEB 2000

Line No	Program Element Number	Item	Act	Thousands of Dollars			S E C
				FY 1999	FY 2000	FY 2001	
38	0603727D8Z	Joint Warfighting Program	3	34,043	7,675	7,607	U
39	0603738D8Z	Cooperative DoD/VA Medical Research	3	5,855	7,415		U
42	0603750D8Z	Advanced Concept Technology Demonstrations	3	80,281	104,976	116,425	U
43	0603755D8Z	High Performance Computing Modernization Program	3	151,613	164,262	164,027	U
51	0603832D8Z	Joint Wargaming Simulation Management Office	3	56,861	66,967	56,971	U
52	0605160D8Z	Counterproliferation Support	3		1,449	1,483	U
		<b>Advanced Technology Development</b>		<b>471,186</b>	<b>528,443</b>	<b>493,787</b>	
56	0603228D8Z	Physical Security Equipment	4	24,981	25,351	35,108	U
57	0603708D8Z	Integrated Diagnostics	4	3,020			U
58	0603709D8Z	Joint Robotics Program	4	15,646	17,516	10,294	U
59	0603714D8Z	Advanced Sensor Applications Program	4	17,731	27,115	15,534	U
60	0603736D8Z	CALS Initiative	4	6,994	5,488	1,585	U
62	0603851D8Z	Environmental Security Technical Certification Program	4	16,451	22,347	24,906	U
75	0603892D8Z	ASAT	4		7,232		U
76	0603920D8Z	Humanitarian Demining	4	18,172	18,197	12,728	U
77	0603923D8Z	Coalition Warfare	4			11,839	U
78	0604722D8Z	Joint Service Education and Training Systems Development	4		3,419		U
		<b>Demonstration and Validation</b>		<b>102,995</b>	<b>126,665</b>	<b>111,994</b>	
83	0604709D8Z	Joint Robotics Program - EMD	5	14,708	14,660	11,553	U
85	0604771D8Z	Joint Tactical Information Distribution System (JTIDS)	5	29,809	28,616	16,250	U

Office of Secretary of Defense  
FY 2001 RDT&E PROGRAM

EXHIBIT R-1

APPROPRIATION: 0400D Research, Development, Test &amp; Eval, Defwide

Date: FEB 2000

Line No	Program Element Number	Item	Act	Thousands of Dollars			S E C
				FY 1999	FY 2000	FY 2001	
86	0604805D8Z	Commercial Operations and Support Savings Initiative	5	7,221	11,582		U
90	0605013D8Z	Information Technology Development	5			12,000	U
	<b>Engineering and Manufacturing Development</b>			<b>51,738</b>	<b>54,858</b>	<b>39,803</b>	
98	0603858D8Z	Unexploded Ordnance Detection and Clearance	6	1,216	1,168	1,204	U
99	0604942D8Z	Assessments and Evaluations	6	4,330			U
100	0604943D8Z	Thermal Vicar	6			4,882	U
101	0605104D8Z	Technical Studies, Support and Analysis	6	30,714	27,421	30,597	U
104	0605116D8Z	General Support to C3I	6		7,749	3,769	U
105	0605117D8Z	Foreign Material Acquisition and Exploitation	6	34,229	64,042	32,173	U
106	0605123D8Z	AFCC Engineering and Installation	6		1,500	6,000	U
107	0605124D8Z	Special Applications Program	6			9,122	U
110	0605128D8Z	Classified Program USD(P)	6	3,230	11,296		U
111	0605130D8Z	Foreign Comparative Testing	6			31,697	U
115	0605502D8Z	Small Business Innovative Research	6	16,626	25,755		U
117	0605710D8Z	Classified Programs - C3I	6	61,733	598	641	U
118	0605790D8Z	Small Business Innovation Research Administration	6	1,737	1,630	1,728	U
122	0605804D8Z	Development Test and Evaluation	6			43,915	U
	<b>RDT&amp;E Management Support</b>			<b>153,815</b>	<b>141,159</b>	<b>165,728</b>	
124	0604805D8Z	Commercial Operations and Support Savings Initiative	7			9,629	U
	<b>Operational Systems Development</b>					<b>9,629</b>	
144	0305190D8Z	C3I Intelligence Programs	7	10,589	15,403	25,182	U
	<b>Operational Systems Development</b>			<b>10,589</b>	<b>15,403</b>	<b>25,182</b>	



Office Of Secretary Of Defense  
 FY 2001 RDT&E PROGRAM

EXHIBIT R-1

APPROPRIATION: 0400D Research, Development, Test & Eval, Defwide

Date: FEB 2000

Line NO	Program Element Number	Item	Act	Thousands of Dollars			S E C U
				FY 1999	FY 2000	FY 2001	
157	1001017D8Z	Partnership for Peace Activities	7	4,847			
		Operational Systems Development		4,847			
Total Office Of Secretary Of Defense				1,087,836	1,179,627	1,191,856	

Defense Adv Research Projects Agcy  
FY 2001 RDT&E PROGRAM

EXHIBIT R-1

APPROPRIATION: 0400D Research, Development, Test &amp; Eval, Defwide

Date: FEB 2000

Line NO	Program Element Number	Item	Act	Thousands of Dollars			S E C
				FY 1999	FY 2000	FY 2001	
2	0601101E	Defense Research Sciences	1	57,369	67,608	90,415	U
		<b>Basic Research</b>		<b>57,369</b>	<b>67,608</b>	<b>90,415</b>	
8	0602110E	Next Generation Internet	2	41,919	36,473	15,000	U
13	0602301E	Computing Systems and Communications Technology	2	309,100	320,648	376,592	U
14	0602302E	Extensible Information Systems	2		30,000	69,282	U
15	0602383E	Biological Warfare Defense	2	84,009	131,705	162,064	U
17	0602702E	Tactical Technology	2	158,953	142,501	121,051	U
18	0602708E	Integrated Command and Control Technology	2	38,315	38,126	31,761	U
19	0602712E	Materials and Electronics Technology	2	268,595	242,267	249,812	U
		<b>Applied Research</b>		<b>900,891</b>	<b>941,720</b>	<b>1,025,562</b>	
32	0603285E	Advanced Aerospace Systems	3		17,071	26,821	U
40	0603739E	Advanced Electronics Technologies	3	260,296	252,388	191,800	U
41	0603747E	Electric Vehicles	3	9,000			U
44	0603760E	Command, Control and Communications Systems	3	171,370	185,926	128,863	U
45	0603761E	Communication and Simulation Technology	3	50,017			U
46	0603762E	Sensor and Guidance Technology	3	199,445	177,598	182,225	U
47	0603763E	Marine Technology	3	24,779	21,681	30,304	U
48	0603764E	Land Warfare Technology	3	85,287	96,320	134,249	U
49	0603765E	Classified DARPA Programs	3	48,797	78,973	101,387	U
		<b>Advanced Technology Development</b>		<b>848,991</b>	<b>829,957</b>	<b>795,649</b>	
103	0605114E	BLACK LIGHT	6	4,985	4,994	5,000	U

Defense Adv Research Projects Agcy  
 FY 2001 RDT&E PROGRAM

EXHIBIT R-1

APPROPRIATION: 0400D Research, Development, Test & Eval, Defwide

Date: FEB 2000

Line No	Program Element Number	Item	Act	Thousands of Dollars			S E C
				FY 1999	FY 2000	FY 2001	
116	0605502E	Small Business Innovative Research	6	42,839			U
123	0605898E	Management Headquarters (Research and Development)	6	32,898	32,103	34,679	U
<b>RDT&amp;E Management Support</b>				<b>80,722</b>	<b>37,097</b>	<b>39,679</b>	
<b>Total Defense Adv Research Projects Agcy</b>				<b>1,887,973</b>	<b>1,876,382</b>	<b>1,951,305</b>	

National Security Agency  
 FY 2001 RDT&E PROGRAM

EXHIBIT R-1

APPROPRIATION: 0400D Research, Development, Test & Eval, Defwide

Date: FEB 2000

Line No	Program Element Number	Item	Act	Thousands of Dollars			S	E	C
				FY 1999	FY 2000	FY 2001			
53	0303132G	Global Grid Communications	3						
54	0304211G	National Activities	3						
55	0305166G	Special Development	3						
	Advanced Technology Development								
127	0301011G	Cryptologic Activities	7						
128	0301055G	Cryptologic Communications	7						
135	0303140G	Information Systems Security Program	7	243,028	244,109			290,771	U
145	0305202G	Dragon U-2 (JMIP)	7		4,620			4,379	U
146	0305206G	Airborne Reconnaissance Systems	7	15,000	21,716			13,514	U
147	0305207G	Manned Reconnaissance Systems	7	9,959	9,830			4,543	U
149	0305208G	Distributed Common Ground Systems	7						
152	0305885G	Tactical Cryptologic Activities	7	99,737	108,255			95,671	U
153	0305889G	Counterdrug Intelligence Support	7	5,428					U
	Operational Systems Development								
	Total National Security Agency								

UNCLASSIFIED

Defense Support Project Office  
FY 2001 RDT&E PROGRAM

EXHIBIT R-1

APPROPRIATION: 0400D Research, Development, Test & Eval, Defwide

Date: FEB 2000

Line NO	Program Element Number	Item	Act	Thousands of Dollars		S E C	U
				FY 1999	FY 2000		
143	0305159I	Defense Reconnaissance Support Activities (SPACE)	7	44,141			
		Operational Systems Development		44,141			
		Total Defense Support Project Office		44,141			

Joint Chiefs of Staff  
FY 2001 RDT&E PROGRAM

EXHIBIT R-1

APPROPRIATION: 0400D Research, Development, Test &amp; Eval, Defwide

Date: FEB 2000

Line No	Program Element Number	Item	Act	Thousands of Dollars			S E C
				FY 1999	FY 2000	FY 2001	
63	0603857J	All Service Combat Identification Evaluation Team (ASCIEF)	4	12,914			U
		<b>Demonstration and Validation</b>		<b>12,914</b>			
108	0605126J	Joint Theater Air and Missile Defense Organization	6	109,079	17,379	21,200	U
		<b>RDT&amp;E Management Support</b>		<b>109,079</b>	<b>17,379</b>	<b>21,200</b>	
126	0208052J	Joint Analytical Model Improvement Program	7	833	1,008	11,941	U
		<b>Operational Systems Development</b>		<b>833</b>	<b>1,008</b>	<b>11,941</b>	
136	0303149J	C4I for the Warrior	7	2,798	2,971	5,486	U
		<b>Operational Systems Development</b>		<b>2,798</b>	<b>2,971</b>	<b>5,486</b>	
155	0902298J	Management Headquarters (OJCS)	7	9,287	9,188	12,540	U
156	0902740J	Joint Simulation System	7	24,564	18,421	24,095	U
		<b>Operational Systems Development</b>		<b>33,851</b>	<b>27,609</b>	<b>36,635</b>	
		<b>Total Joint Chiefs of Staff</b>		<b>159,475</b>	<b>48,967</b>	<b>75,262</b>	

Defense Information Systems Agency  
FY 2001 RDT&E PROGRAM

EXHIBIT R-1

APPROPRIATION: 0400D Research, Development, Test &amp; Eval, Defwide

Date: FEB 2000

Line NO	Program Element Number	Item	Act	Thousands of Dollars			S E C
				FY 1999	FY 2000	FY 2001	
22	0305108K	Command and Control Research	2	1,943	1,953		U
		<b>Applied Research</b>		<b>1,943</b>	<b>1,953</b>		
84	0604764K	Advanced IT Services Joint Program Office (AITS-JPO)	5	15,109	14,370	14,685	U
		<b>Engineering and Manufacturing Development</b>		<b>15,109</b>	<b>14,370</b>	<b>14,685</b>	
94	0303129K	Defense Message System	5			11,340	U
95	0303140K	Information Systems Security Program	5			18,210	U
96	0303141K	Global Combat Support System	5			22,287	U
97	0305840K	Electronic Commerce	5			28,094	U
		<b>Engineering and Manufacturing Development</b>				<b>79,931</b>	
120	0605801K	Defense Technical Information Services (DTIC)	6	45,040	45,495	45,350	U
		<b>RDT&amp;E Management Support</b>		<b>45,040</b>	<b>45,495</b>	<b>45,350</b>	
125	0208045K	C3 Interoperability	7	29,080	23,629	37,072	U
		<b>Operational Systems Development</b>		<b>29,080</b>	<b>23,629</b>	<b>37,072</b>	
130	0302016K	National Military Command System- Wide Support	7	642	608	641	U
131	0302019K	Defense Info Infrastructure Engineering and Integration	7	5,584	3,421	5,704	U
132	0303126K	Long-Haul Communications (DCS)	7	11,469	1,306	1,416	U
133	0303127K	Support of the National Communications System	7	4,386	4,242	5,019	U
134	0303131K	Minimum Essential Emergency Communications Network (MEECN)	7	4,367	5,270	7,099	U
137	0303149K	C4I for the Warrior	7	3,407	385	405	U

Defense Information Systems Agency  
 FY 2001 RDT&E PROGRAM

EXHIBIT R-1

APPROPRIATION: 0400D Research, Development, Test & Eval, Defwide

Date: FEB 2000

Line NO	Program Element Number	Item	Act	Thousands of Dollars			S E C
				FY 1999	FY 2000	FY 2001	
138	0303153K	Joint Spectrum Center	7	8,756	8,757	8,735	U
		Operational Systems Development		38,611	23,989	29,019	
		Total Defense Information Systems Agency		129,783	109,436	206,057	



UNCLASSIFIED

Defense Intelligence Agency  
FY 2001 RDT&E PROGRAM

EXHIBIT R-1

APPROPRIATION: 0400D Research, Development, Test & Eval, Defwide

Date: FEB 2000

Line NO	Program Element Number	Item	Act	Thousands of Dollars		
				FY 1999	FY 2000	FY 2001 C
129	0301301L	General Defense Intelligence Program	7			
150	0305208L	Distributed Common Ground Systems	7	1,958	1,000	994 U
151	0305884L	Intelligence Planning and Review Activities	7			
Operational Systems Development				-----	-----	-----
Total Defense Intelligence Agency				-----	-----	-----

UNCLASSIFIED

Defense Logistics Agency  
FY 2001 RDT&E PROGRAM

EXHIBIT R-1

APPROPRIATION: 0400D Research, Development, Test &amp; Eval, Defwide

Date: FEB 2000

Line No	Program Element Number	Item	Act	Thousands of Dollars			S E C
				FY 1999	FY 2000	FY 2001	
36	0603712S	Generic Logistics R&D Technology Demonstrations	3	25,651	22,920	23,082	U
50	0603805S	Dual Use Application Programs	3	5,938			U
	<b>Advanced Technology Development</b>			<b>31,589</b>	<b>22,920</b>	<b>23,082</b>	
91	0605013S	Information Technology Development	5			1,671	U
92	0605014S	Information Technology Development (Field Activity)	5	47,499		26,797	U
93	0605015S	Information Technology Development (Standard Procurement System)	5			15,772	U
	<b>Engineering and Manufacturing Development</b>				<b>47,499</b>	<b>44,240</b>	
119	0605798S	Defense Technology Analysis	6	7,741	9,775	5,048	U
121	0605803S	R&D in Support of DoD Enlistment, Testing and Evaluation	6	8,090	8,080	8,776	U
	<b>RDT&amp;E Management Support</b>			<b>15,831</b>	<b>17,855</b>	<b>13,824</b>	
154	0708011S	Industrial Preparedness	7	25,843	13,472	7,090	U
	<b>Operational Systems Development</b>			<b>25,843</b>	<b>13,472</b>	<b>7,090</b>	
	<b>Total Defense Logistics Agency</b>			<b>73,263</b>	<b>101,746</b>	<b>88,236</b>	

Defense Security Cooperation Agency  
 FY 2001 RDT&E PROGRAM

EXHIBIT R-1

APPROPRIATION: 0400D Research, Development, Test & Eval, Defwide

Date: FEB 2000

Line No	Program Element Number	Item	Act	Thousands of Dollars			S E C
				FY 1999	FY 2000	FY 2001	
61	0603790T	NATO Research and Development	4	5,630			U
79	0605104T	Technical Studies, Support and Analysis	4	980			U
80	0605110T	Partnership for Peace (PFP) Information Management System (PIMS)	4	2,618		1,932	U
<b>Demonstration and Validation</b>						<b>1,932</b>	
<b>Total Defense Security Cooperation Agency</b>					<b>9,228</b>	<b>1,932</b>	

UNCLASSIFIED

Defense Security Service  
FY 2001 RDT&E PROGRAM

EXHIBIT R-1

APPROPRIATION: 0400D Research, Development, Test & Eval, Defwide

Date: FEB 2000

Line NO	Program Element Number	Item	Act	Thousands of Dollars			S E C
				FY 1999	FY 2000	FY 2001	
142	0305127V	Foreign Counterintelligence Activities	7	417	436	444	U
		Operational Systems Development		417	436	444	
		Total Defense Security Service		417	436	444	

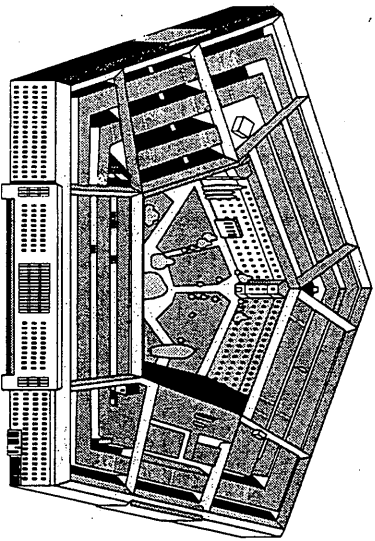
UNCLASSIFIED

**UNCLASSIFIED**

**THIS PAGE INTENTIONALLY LEFT BLANK.**

**UNCLASSIFIED**

# PROCUREMENT PROGRAMS (P-1)




*Fiscal Year 2001*

*February 2000*

*Office of the Under Secretary of Defense (Comptroller)*

II 961



**UNCLASSIFIED**

**Preface**

**The Procurement Programs (P-1) is derived from and consistent with the Budget Review System database.**

**The P-1 is provided annually to the DoD oversight committees of the Congress coincident with the transmittal of the President's Budget. This document is also provided to OASD (PA) for use by non-DoD activities, and is available to the public on the Internet at <http://www.dtic.mil/comptroller>.**

**Office of the Under Secretary of Defense (Comptroller)**

**UNCLASSIFIED**



**UNCLASSIFIED**

**THIS PAGE INTENTIONALLY LEFT BLANK.**

**UNCLASSIFIED**

UNCLASSIFIED

TABLE OF CONTENTS

PAGE

DOD Component Summary

II

Army

Army Summary  
Army P-1 Detail

A-I  
A-1 through A-31

Navy

Navy Summary  
Navy P-1 Detail

N-I  
N-1 through N-37

Air Force

Air Force Summary  
Air Force P-1 Detail

F-I  
F-1 through F-24

Defense-Wide

Defense-Wide Summary  
Defense-Wide P-1 Detail

D-I & D-II  
D-1 through D-10

UNCLASSIFIED

**UNCLASSIFIED**

**THIS PAGE INTENTIONALLY LEFT BLANK.**

**UNCLASSIFIED**

UNCLASSIFIED

DEPARTMENT OF DEFENSE

FY 2001 PROCUREMENT PROGRAM

SUMMARY  
(\$ IN MILLIONS)

FEB 2000

APPROPRIATION	FY 1999	FY 2000	FY 2001
AIRCRAFT PROCUREMENT, ARMY	1,383.6	1,452.2	1,323.3
MISSILE PROCUREMENT, ARMY	1,215.3	1,309.5	1,295.7
PROCUREMENT OF M&TCV, ARMY	1,536.0	1,571.3	1,874.6
PROCUREMENT OF AMMUNITION, ARMY	1,182.6	1,192.9	1,131.3
OTHER PROCUREMENT, ARMY	3,417.1	3,770.0	3,795.9
CHEM AGENTS & MUNITIONS DESTRUCTION, ARMY	772.1	1,023.7	1,003.5
<b>TOTAL DEPARTMENT OF THE ARMY</b>	<b>9,506.7</b>	<b>10,319.7</b>	<b>10,424.3</b>
AIRCRAFT PROCUREMENT, NAVY	7,548.9	8,823.1	7,963.9
WEAPONS PROCUREMENT, NAVY	1,607.8	1,401.8	1,434.3
PROCUREMENT OF AMMO, NAVY & MARINE CORPS	467.2	587.9	429.6
SHIPBUILDING & CONVERSION, NAVY	5,937.0	7,017.4	12,296.9
OTHER PROCUREMENT, NAVY	4,046.7	4,301.5	3,334.6
PROCUREMENT, MARINE CORPS	857.5	1,294.2	1,171.9
<b>TOTAL DEPARTMENT OF THE NAVY</b>	<b>20,465.0</b>	<b>23,425.9</b>	<b>26,631.2</b>
AIRCRAFT PROCUREMENT, AIR FORCE	8,235.2	8,606.5	9,539.6
PROCUREMENT OF AMMUNITION, AIR FORCE	411.4	583.8	638.8
MISSILE PROCUREMENT, AIR FORCE	2,091.4	2,200.1	3,061.7
OTHER PROCUREMENT, AIR FORCE	7,470.6	7,221.4	7,699.1
<b>TOTAL DEPARTMENT OF THE AIR FORCE</b>	<b>18,208.7</b>	<b>18,611.7</b>	<b>20,939.3</b>
PROCUREMENT, DEFENSE-WIDE	2,050.4	2,358.7	2,275.3
NATIONAL GUARD & RESERVE EQUIPMENT	352.0	149.2	
DEFENSE PRODUCTION ACT PURCHASES		3.0	
<b>TOTAL DEFENSE-WIDE</b>	<b>2,402.4</b>	<b>2,510.9</b>	<b>2,275.3</b>
<b>GRAND TOTAL DEPARTMENT OF DEFENSE</b>	<b>50,582.8</b>	<b>54,868.2</b>	<b>60,270.1</b>

UNCLASSIFIED

**UNCLASSIFIED**

**THIS PAGE INTENTIONALLY LEFT BLANK.**

**UNCLASSIFIED**

UNCLASSIFIED

DEPARTMENT OF THE ARMY

FY 2001 PROCUREMENT PROGRAM

SUMMARY  
(\$ IN MILLIONS)

FEB 2000

<u>APPROPRIATION</u>	<u>FY 1999</u>	<u>FY 2000</u>	<u>FY 2001</u>
AIRCRAFT PROCUREMENT, ARMY	1,383.6	1,452.2	1,323.3
MISSILE PROCUREMENT, ARMY	1,215.3	1,309.5	1,295.7
PROCUREMENT OF WETCV, ARMY	1,536.0	1,571.3	1,874.6
PROCUREMENT OF AMMUNITION, ARMY	1,182.6	1,192.9	1,131.3
OTHER PROCUREMENT, ARMY	3,417.1	3,770.0	3,795.9
CHEM AGENTS & MUNITIONS DESTRUCTION, ARMY	772.1	1,023.7	1,003.5
<b>TOTAL DEPARTMENT OF THE ARMY</b>	<b>9,506.7</b>	<b>10,319.7</b>	<b>10,424.3</b>

UNCLASSIFIED

UNCLASSIFIED  
 DEPARTMENT OF THE ARMY  
 FY 2001 PROCUREMENT PROGRAM

SUMMARY  
 (\$ IN MILLIONS)

FEB 2000

APPROPRIATION: AIRCRAFT PROCUREMENT, ARMY

<u>ACTIVITY</u>	<u>FY 1999</u>	<u>FY 2000</u>	<u>FY 2001</u>
01. AIRCRAFT	311.5	221.1	86.8
02. MODIFICATION OF AIRCRAFT	940.6	1,100.5	1,130.3
03. SPARES AND REPAIR PARTS	27.5	15.9	15.2
04. SUPPORT EQUIPMENT AND FACILITIES	104.0	114.7	91.0
<b>TOTAL AIRCRAFT PROCUREMENT, ARMY</b>	<b>1,383.6</b>	<b>1,452.2</b>	<b>1,323.3</b>

DEPARTMENT OF THE ARMY  
FY 2001 PROCUREMENT PROGRAM

EXHIBIT P-1

APPROPRIATION: 2031A AIRCRAFT PROCUREMENT, ARMY

DATE: FEB 2000

MILLIONS OF DOLLARS

LINE NO	ITEM NOMENCLATURE	IDENT CODE	FY 1999 QUANTITY	FY 1999 COST	FY 2000 QUANTITY	FY 2000 COST	FY 2001 QUANTITY	FY 2001 COST	S E C
<b>BUDGET ACTIVITY 01: AIRCRAFT</b>									
<b>FIXED WING</b>									
1	ARL (TIARA)	A		13.0					U
2	UTILITY F/W (MR) AIRCRAFT		5	26.8	1	5.3			U
3	GUARDRAIL COMMON SENSOR/ACS (TIARA)	A		1.9					U
<b>ROTARY</b>									
4	UH-60 BLACKHAWK (MYP)		29	(293.0)	19	(199.3)	6	(81.2)	U
	LESS: ADVANCE PROCUREMENT (PY)			(-23.2)				(-16.6)	U
				<u>269.8</u>		<u>199.3</u>		<u>64.7</u>	
5	UH-60 BLACKHAWK (MYP)					16.6		22.1	U
	ADVANCE PROCUREMENT (CY)					(16.6)		(19.5)	
	(FY 2000 FOR FY 2001) (MEMO)							(2.7)	
	(FY 2001 FOR FY 2002) (MEMO)								
	(FY 2001 FOR FY 2003) (MEMO)								
	<b>TOTAL AIRCRAFT</b>			<u>311.5</u>		<u>221.1</u>		<u>86.8</u>	
<b>BUDGET ACTIVITY 02: MODIFICATION OF AIRCRAFT</b>									
<b>MODIFICATION OF AIRCRAFT</b>									
6	GUARDRAIL MODS (TIARA)			43.5		18.7		22.6	U
7	ARL MODS	A				5.8		6.6	U
8	AH1F MODS			.5		.4		.4	U
9	AH-64 MODS	A		50.3		32.7		18.5	U
10	CH-47 CARGO HELICOPTER MODS (MYP)			80.4		114.9		117.1	U
11	CH-47 IGH							57.6	U
12	CH-47 IGH							26.2	U
	ADVANCE PROCUREMENT (CY)							(26.2)	
	(FY 2001 FOR FY 2002) (MEMO)								
13	UTILITY/CARGO AIRPLANE MODS			10.0		9.6		11.9	U



UNCLASSIFIED

DEPARTMENT OF THE ARMY  
FY 2001 PROCUREMENT PROGRAM

EXHIBIT P-1

APPROPRIATION: 2031A AIRCRAFT PROCUREMENT, ARMY

DATE: FEB 2000

MILLIONS OF DOLLARS

LINE NO	ITEM NOMENCLATURE	FY 1999		FY 2000		FY 2001		S E C
		QUANTITY	COST	QUANTITY	COST	QUANTITY	COST	
14	OH-58 MODS		.1		.5		.5	U
15	AIRCRAFT LONG RANGE MODS		1.1		.8		.8	U
16	LONGBOW		(610.2)		(789.2)		(744.8)	U
	LESS: ADVANCE PROCUREMENT (PY)		(-36.9)		(-43.2)		(-35.4)	U
			<u>573.2</u>		<u>746.0</u>		<u>709.5</u>	
17	LONGBOW		43.2		35.4		35.0	U
	ADVANCE PROCUREMENT (CY)		(43.2)		(35.4)		(35.0)	
	(FY 1999 FOR FY 2000) (MEMO)							
	(FY 2000 FOR FY 2001) (MEMO)							
	(FY 2001 FOR FY 2002) (MEMO)							
18	UH-1 MODS		3.8		4.3		4.3	U
19	UH-60 MODS		22.7		13.0		3.0	U
20	KIOWA WARRIOR		48.7		41.9		41.8	U
21	EH-60 QUICKFIX MODS				4.9			U
22	AIRBORNE AVIONICS		56.3		45.5		60.0	U
23	ASE MODS (SIRFC)		5.4		11.7		4.5	U
24	ASE MODS (ATTRCM)				4.9			U
25	GATM				7.0		10.1	U
26	MODIFICATIONS < \$5.0M		1.4		2.6			U
	TOTAL MODIFICATION OF AIRCRAFT		<u>940.6</u>		<u>1,100.5</u>		<u>1,130.3</u>	
<b>BUDGET ACTIVITY 03: SPARES AND REPAIR PARTS</b>								
<b>SPARES AND REPAIR PARTS</b>								
27	SPARE PARTS (AIR)		27.5		15.9		15.2	U
			<u>27.5</u>		<u>15.9</u>		<u>15.2</u>	
	TOTAL SPARES AND REPAIR PARTS							

UNCLASSIFIED

DEPARTMENT OF THE ARMY  
FY 2001 PROCUREMENT PROGRAM

EXHIBIT P-1

APPROPRIATION: 2031A AIRCRAFT PROCUREMENT, ARMY

DATE: FEB 2000

MILLIONS OF DOLLARS

LINE NO	ITEM NOMENCLATURE	FY 1999		FY 2000		FY 2001		S E C
		IDENT CODE	QUANTITY	COST	QUANTITY	COST	QUANTITY	
<b>BUDGET ACTIVITY 04: SUPPORT EQUIPMENT AND FACILITIES</b>								
<b>GROUND SUPPORT AVIONICS</b>								
28	AIRCRAFT SURVIVABILITY EQUIPMENT			10.4		15.3		U
<b>OTHER SUPPORT</b>								
29	AVIONICS SUPPORT EQUIPMENT			2.5		8.9		U
30	COMMON GROUND EQUIPMENT			21.8		20.1		U
31	AIRCREW INTEGRATED SYSTEMS			9.0		17.2		U
32	AIR TRAFFIC CONTROL			16.8		8.7		U
33	INDUSTRIAL FACILITIES			1.5		1.4		U
34	AIRBORNE COMMUNICATIONS			41.9		43.2		U
35	CLOSED ACCOUNT ADJUSTMENT			*				U
<b>TOTAL SUPPORT EQUIPMENT AND FACILITIES</b>				<b>104.0</b>		<b>114.7</b>		<b>91.0</b>
<b>TOTAL AIRCRAFT PROCUREMENT, ARMY</b>				<b>1,383.6</b>		<b>1,452.2</b>		<b>1,323.3</b>

UNCLASSIFIED  
DEPARTMENT OF THE ARMY  
FY 2001 PROCUREMENT PROGRAM

SUMMARY  
(\$ IN MILLIONS)

FEB 2000

APPROPRIATION: MISSILE PROCUREMENT, ARMY

<u>ACTIVITY</u>	<u>FY 1999</u>	<u>FY 2000</u>	<u>FY 2001</u>
02. OTHER MISSILES	1,086.4	1,132.8	1,134.4
03. MODIFICATION OF MISSILES	101.7	150.0	132.7
04. SPARES AND REPAIR PARTS	18.8	18.8	20.8
05. SUPPORT EQUIPMENT AND FACILITIES	8.4	7.9	7.8
<b>TOTAL MISSILE PROCUREMENT, ARMY</b>	<b>1,215.3</b>	<b>1,309.5</b>	<b>1,295.7</b>

DEPARTMENT OF THE ARMY  
FY 2001 PROCUREMENT PROGRAM

EXHIBIT P-1

APPROPRIATION: 2032A MISSILE PROCUREMENT, ARMY

DATE: FEB 2000

MILLIONS OF DOLLARS

LINE NO	ITEM NOMENCLATURE	IDENT CODE	FY 1999		FY 2000		FY 2001		S E C
			QUANTITY	COST	QUANTITY	COST	QUANTITY	COST	
<b>BUDGET ACTIVITY 02: OTHER MISSILES</b>									
<b>SURFACE-TO-AIR MISSILE SYSTEM</b>									
1	AVENGER SYSTEM SUMMARY		15	34.7	15	34.2	7	29.8	U
<b>AIR-TO-SURFACE MISSILE SYSTEM</b>									
2	HELLFIRE SYS SUMMARY (MYP)	A	2000	(308.3)	2200	(305.5)	2200	(297.0)	U
	LESS: ADVANCE PROCUREMENT (PY)			-----		(-11.6)		(-11.6)	U
				<b>308.3</b>		<b>293.9</b>		<b>285.4</b>	
3	HELLFIRE SYS SUMMARY (MYP)			44.3					U
	ADVANCE PROCUREMENT (CY)			(11.6)					
	(FY 1999 FOR FY 2000) (MEMO)			(11.6)					
	(FY 1999 FOR FY 2001) (MEMO)			(11.6)					
	(FY 1999 FOR FY 2002) (MEMO)			(11.6)					
	(FY 1999 FOR FY 2003) (MEMO)			(9.5)					
<b>ANTI-TANK/ASSAULT MISSILE SYSTEM</b>									
4	JAVELIN (AAMS-M) SYSTEM SUMMARY (MYP)		3569	(363.4)	2525	(304.6)	3754	(388.0)	U
	LESS: ADVANCE PROCUREMENT (PY)			(-25.6)		-----		(-15.7)	U
				<b>337.8</b>		<b>304.6</b>		<b>372.2</b>	
5	JAVELIN (AAMS-M) SYSTEM SUMMARY (MYP)					40.0			U
	ADVANCE PROCUREMENT (CY)					(15.7)			
	(FY 2000 FOR FY 2001) (MEMO)					(16.1)			
	(FY 2000 FOR FY 2002) (MEMO)					(8.2)			
	(FY 2000 FOR FY 2003) (MEMO)								
6	MLRS ROCKET					3.7			U
7	MLRS LAUNCHER SYSTEMS		24	121.1	39	137.5	66	188.7	U
8	ARMY TACTICAL MSL SYS (ATACMS) - SYS S	B	96	90.6	110	90.8		15.0	U
9	ATACMS BLKII SYSTEM SUMMARY	A	24	149.7	48	228.1	55	230.3	U

UNCLASSIFIED

DEPARTMENT OF THE ARMY  
FY 2001 PROCUREMENT PROGRAM

EXHIBIT P-1

APPROPRIATION: 2032A MISSILE PROCUREMENT, ARMY

DATE: FEB 2000

MILLIONS OF DOLLARS

LINE NO	ITEM NOMENCLATURE	FY 1999		FY 2000		FY 2001	
		QTY	COST	QTY	COST	QTY	COST
10	MULTI PURPOSE INDV MUN ADVANCE PROCUREMENT (CY) (FY 2001 FOR FY 2002) (MEMO)						3.5 U (3.5)
	TOTAL OTHER MISSILES		1,086.4		1,132.8		1,134.4
<b>BUDGET ACTIVITY 03: MODIFICATION OF MISSILES</b>							
<b>MODIFICATIONS</b>							
11	PATRIOT MODS	14.2		49.6		22.9	U
12	STINGER MODS	13.4		21.9		21.8	U
13	AVENGER MODS	8.3		4.2		6.8	U
14	ITAS/TOW MODS (MYP)	63.0		67.7		64.6	U
15	MLRS MODS	2.8		6.6		16.5	U
	TOTAL MODIFICATION OF MISSILES		101.7		150.0		132.7
<b>BUDGET ACTIVITY 04: SPARES AND REPAIR PARTS</b>							
<b>SPARES AND REPAIR PARTS</b>							
16	SPARES AND REPAIR PARTS	18.8		18.8		20.8	U
	TOTAL SPARES AND REPAIR PARTS		18.8		18.8		20.8
<b>BUDGET ACTIVITY 05: SUPPORT EQUIPMENT AND FACILITIES</b>							
<b>SUPPORT EQUIPMENT AND FACILITIES</b>							
17	AIR DEFENSE TARGETS	2.5		2.4		2.4	U
18	ITEMS LESS THAN \$5.0M (MISSILES)	.9		1.0		1.0	U
19	MISSILE DEMILITARIZATION	1.5		1.4		1.3	U
20	PRODUCTION BASE SUPPORT	3.2		3.2		3.1	U

UNCLASSIFIED

UNCLASSIFIED

DEPARTMENT OF THE ARMY  
FY 2001 PROCUREMENT PROGRAM

EXHIBIT P-1

APPROPRIATION: 2032A MISSILE PROCUREMENT, ARMY

DATE: FEB 2000

MILLIONS OF DOLLARS

LINE NO	ITEM NOMENCLATURE	FY 1999		FY 2000		FY 2001		S E C
		QUANTITY	COST	QUANTITY	COST	QUANTITY	COST	
21	CLOSED ACCOUNT ADJUSTMENTS		.3					U
	TOTAL SUPPORT EQUIPMENT AND FACILITIES		8.4		7.9		7.8	
	TOTAL MISSILE PROCUREMENT, ARMY		1,215.3		1,309.5		1,295.7	

UNCLASSIFIED

UNCLASSIFIED  
 DEPARTMENT OF THE ARMY  
 FY 2001 PROCUREMENT PROGRAM

SUMMARY  
 (\$ IN MILLIONS)

FEB 2000

APPROPRIATION: PROCUREMENT OF WETCV, ARMY

<u>ACTIVITY</u>	<u>FY 1999</u>	<u>FY 2000</u>	<u>FY 2001</u>
01. TRACKED COMBAT VEHICLES	1,443.4	1,419.6	1,761.4
02. WEAPONS AND OTHER COMBAT VEHICLES	72.6	129.0	84.2
03. SPARE AND REPAIR PARTS	20.1	22.7	29.1
<b>TOTAL PROCUREMENT OF WETCV, ARMY</b>	<b>1,536.0</b>	<b>1,571.3</b>	<b>1,874.6</b>

DEPARTMENT OF THE ARMY  
FY 2001 PROCUREMENT PROGRAM

EXHIBIT P-1

APPROPRIATION: 2033A PROCUREMENT OF MFCV, ARMY

DATE: FEB 2000

## MILLIONS OF DOLLARS

LINE NO	ITEM NOMENCLATURE	IDENT CODE	FY 1999		FY 2000		FY 2001		S E C
			QUANTITY	COST	QUANTITY	COST	QUANTITY	COST	
<b>BUDGET ACTIVITY 01: TRACKED COMBAT VEHICLES</b>									
<b>TRACKED COMBAT VEHICLES</b>									
1	ABRAMS TRNG DEV MOD		8.5		2.6		5.3	U	
2	BRADLEY BASE SUSTAINMENT	B	361.6		379.9		359.4	U	
3	BRADLEY BASE SUSTAINMENT ADVANCE PROCUREMENT (CY) (FY 2001 FOR FY 2002) (MEMO) (FY 2001 FOR FY 2003) (MEMO)						20.0 (11.6) (8.4)	U	
4	BRADLEY FVS TRAINING DEVICES	A	12.2		23.3		12.1	U	
5	HAB TRAINING DEVICES		.4		14.8			U	
6	BRADLEY FVS TRAINING DEVICES (MOD)	A	2.5		4.3		14.0	U	
7	ABRAMS TANK TRAINING DEVICES	A	13.3		8.1		10.5	U	
8	MEDIUM ARMORED VEHICLE FAMILY: MAVF						537.1	U	
9	COMMAND & CONTROL VEHICLE	B	47.7		61.4			U	
<b>MODIFICATION OF TRACKED COMBAT VEHICLES</b>									
10	CARRIER, MOD	A	55.0		62.8		45.1	U	
11	F1ST VEHICLE (MOD)		24.5		27.1		31.9	U	
12	BFVS SERIES (MOD)	A	74.0		31.3		37.1	U	
13	HOWITZER, MED SP FT 155MM M109A6 (MOD)	A	11.2		26.8		8.1	U	
14	FAASV PIP TO FLEET	A	3.1		.2		*	U	
15	IMPROVED RECOVERY VEHICLE (M88 MOD)	A	53.6				68.4	U	
16	BREACHER SYSTEM (MOD)				19.5			U	
17	HEAVY ASSAULT BRIDGE (HAB) SYS (MOD)		50.0		81.9			U	
18	ARMORED VEH LAUNCH BRIDGE (AVLB) (MOD)	A	1.0		1.4		1.7	U	
19	AVLB SLEEP						15.3	U	



UNCLASSIFIED  
DEPARTMENT OF THE ARMY  
FY 2001 PROCUREMENT PROGRAM

EXHIBIT P-1

APPROPRIATION: 2033A PROCUREMENT OF WTCV, ARMY

DATE: FEB 2000

MILLIONS OF DOLLARS

LINE NO	ITEM Nomenclature	IDENT CODE	FY 1999		FY 2000		FY 2001		E	
			QUANTITY	COST	QUANTITY	COST	QUANTITY	COST		
20	M1 ABRAMS TANK (MOD)	A		26.0		31.6		36.1	U	
21	M1A1D RETROFIT							.9	U	
22	SYSTEM ENHANCEMENT PGM: SEP M1A2							16	U	
23	ABRAMS UPGRADE PROGRAM	A		(685.4)		(680.4)		(551.8)	U	
	LESS: ADVANCE PROCUREMENT (FY)			(-257.1)		(-260.7)		(-213.4)	U	
				<u>428.3</u>		<u>419.7</u>		<u>338.4</u>		
24	ABRAMS UPGRADE PROGRAM ADVANCE PROCUREMENT (CY) (FY 1999 FOR FY 2000) (MEMO) (FY 2000 FOR FY 2001) (MEMO) (FY 2001 FOR FY 2002) (MEMO)			260.7 (260.7)		213.4 (213.4)		174.4 (174.4)	U	
25	MODIFICATIONS LESS THAN \$5.0M (TCV-WTCV)					.2			U	
<b>SUPPORT EQUIPMENT AND FACILITIES</b>										
26	ITEMS LESS THAN \$5.0M (TCV-WTCV)			.1		.1		.1	U	
27	PRODUCTION BASE SUPPORT (TCV-WTCV)			9.7		8.9		9.3	U	
	<b>TOTAL TRACKED COMBAT VEHICLES</b>			<u>1,443.4</u>		<u>1,419.6</u>		<u>1,761.4</u>		
<b>BUDGET ACTIVITY 02: WEAPONS AND OTHER COMBAT VEHICLES</b>										
<b>WEAPONS AND OTHER COMBAT VEHICLES</b>										
28	ARMOR MACHINE GUN, 7.62MM M240 SERIES	A	1198	11.4	4297	38.4	1196	12.4	U	
29	MACHINE GUN, 5.56MM (SAW)	A	1525	5.7	3698	9.9			U	
30	GRENADE LAUNCHER, AUTO, 40MM, MK19-3	A	697	15.1	1389	22.9	581	11.8	U	
31	M16 RIFLE	A	16464	6.8	12479	5.7	10314	4.8	U	
32	XM107, CAL. 50, SNIPER RIFLE					1.1	230	3.1	U	
33	5.56 CARBINE M4	A	6310	4.2	8687	5.3	8309	5.2	U	
<b>MOD OF WEAPONS AND OTHER COMBAT VEH</b>										
34	MARK-19 MODIFICATIONS					2.0		1.8	U	

UNCLASSIFIED

DEPARTMENT OF THE ARMY  
FY 2001 PROCUREMENT PROGRAM

EXHIBIT P-1

APPROPRIATION: 2033A PROCUREMENT OF WTCV, ARMY

DATE: FEB 2000

MILLIONS OF DOLLARS

LINE NO	ITEM NOMENCLATURE	IDENT CODE	FY 1999		FY 2000		FY 2001		S E C
			QUANTITY	COST	QUANTITY	COST	QUANTITY	COST	
35	M4 CARBINE MODS	A		6.7		5.3		2.5	U
36	SQUAD AUTOMATIC WEAPON (MOD)					8.3		10.0	U
37	MEDIUM MACHINE GUNS (MODS)	A						.5	U
38	HOWITZER, TOWED, 155MM, M198 (MODS)					3.3		3.5	U
39	M119 MODIFICATIONS	A		4.8		4.8		4.7	U
40	M16 RIFLE MODS	A		5.2		7.1		9.6	U
41	MODIFICATIONS LESS THAN \$5.0M (WOCV-WTCV)			1.1		1.0		.8	U
<b>SUPPORT EQUIPMENT AND FACILITIES</b>									
42	ITEMS LESS THAN \$5.0M (WOCV-WTCV)			1.2		1.2		1.2	U
43	PRODUCTION BASE SUPPORT (WOCV-WTCV)			5.1		4.5		5.2	U
44	INDUSTRIAL PREPAREDNESS			3.0		3.1		3.6	U
45	SMALL ARMS (SOLDIER ENH PROG)			2.4		5.1		3.5	U
<b>TOTAL WEAPONS AND OTHER COMBAT VEHICLES</b>				<b>72.6</b>		<b>129.0</b>		<b>84.2</b>	
<b>BUDGET ACTIVITY 03: SPARE AND REPAIR PARTS</b>									
<b>SPARES</b>									
46	SPARES AND REPAIR PARTS (WTCV)			20.1		22.7		29.1	U
<b>TOTAL SPARE AND REPAIR PARTS</b>				<b>20.1</b>		<b>22.7</b>		<b>29.1</b>	
<b>TOTAL PROCUREMENT OF WTCV, ARMY</b>				<b>1,536.0</b>		<b>1,571.3</b>		<b>1,874.6</b>	

UNCLASSIFIED  
 DEPARTMENT OF THE ARMY  
 FY 2001 PROCUREMENT PROGRAM

SUMMARY  
 (\$ IN MILLIONS)

FEB 2000

APPROPRIATION: PROCUREMENT OF AMMUNITION, ARMY

<u>ACTIVITY</u>	<u>FY 1999</u>	<u>FY 2000</u>	<u>FY 2001</u>
01. AMMUNITION	1,007.3	1,011.5	978.6
02. AMMUNITION PRODUCTION BASE SUPPORT	175.3	181.4	152.7
<b>TOTAL PROCUREMENT OF AMMUNITION, ARMY</b>	<b>1,182.6</b>	<b>1,192.9</b>	<b>1,131.3</b>

UNCLASSIFIED

DEPARTMENT OF THE ARMY  
FY 2001 PROCUREMENT PROGRAM

EXHIBIT P-1

APPROPRIATION: 2034A PROCUREMENT OF AMMUNITION, ARMY

DATE: FEB 2000

MILLIONS OF DOLLARS

LINE NO	ITEM NOMENCLATURE	IDENT CODE	FY 1999		FY 2000		FY 2001		S E C
			QUANTITY	COST	QUANTITY	COST	QUANTITY	COST	
<u>BUDGET ACTIVITY 01: AMMUNITION</u>									
<u>SMALL/MEDIUM CAL AMMUNITION</u>									
1	CTG, 5.56MM, ALL TYPES	A		95.1	118.1	97.8	U		
2	CTG 5.56MM ARMOR PIERCING M995	A	1244	1.9	1250	1.9	873	1.3	U
3	CTG, 7.62MM, ALL TYPES	A		12.4		8.5		9.0	U
4	CTG 7.62MM ARMOR PIERCING XM993	A	914	1.9	600	1.3			U
5	CTG, 9MM, ALL TYPES	A		2.0		1.0		2.5	U
6	CTG, .45 CAL, ALL TYPES	A		*					U
7	CTG, .50 CAL, ALL TYPES	A		17.3	23.2		254	10.6	U
8	CTG CAL .50 API MK211 MOD 0	A					2.0	2.0	U
9	CTG, 20MM, ALL TYPES	A			2.7			2.0	U
10	CTG, 25MM, ALL TYPES	A		82.0	47.2			57.8	U
11	CTG, 30MM, ALL TYPES	A		10.5	5.3			9.5	U
12	CTG, 40MM, ALL TYPES	A		33.3	44.2			60.8	U
13	NONLETHAL WEAPONS CAPABILITY SET	B			7.9		5	8.4	U
<u>MORTAR AMMUNITION</u>									
14	60MM MORTAR, ALL TYPES			26.9	23.3			28.7	U
15	CTG 81MM INFRARED (IR) ILLUM XM816	B	8	9.3					U
16	CTG MORTAR 81MM PRAC 1/10 RANGE M880	A			46	2.9	24	.9	U
17	CTG MORTAR 120MM FULL RANGE PRACTICE M	A	73	29.5					U
18	CTG MORTAR 120MM HE M934 W/MO FUZE	A	50	36.8	65	48.8	62	45.0	U
19	CTG MORTAR 120MM ILLUM XM930 W/MTSQ FZ	B	2	5.0	4	5.9			U
20	CTG MORTAR 120MM SMOKE M929 W/MO FUZE	A			8	7.5			U

UNCLASSIFIED

UNCLASSIFIED

DEPARTMENT OF THE ARMY  
FY 2001 PROCUREMENT PROGRAM

EXHIBIT P-1

APPROPRIATION: 2034A PROCUREMENT OF AMMUNITION, ARMY

DATE: FEB 2000

MILLIONS OF DOLLARS

LINE NO	ITEM NOMENCLATURE	IDENT CODE	FY 1999 QUANTITY	FY 1999 COST	FY 2000 QUANTITY	FY 2000 COST	FY 2001 QUANTITY	FY 2001 COST	S E C
21	CTG 120MM WP SMOKE M929A1				56	51.6	26	25.0	U
<b>TANK AMMUNITION</b>									
22	CTG 120MM APFSDS-T M829A2/M829E3	A	3	14.6	7	31.4			U
23	CTG 120MM HEAT-MP-T M830A1	A	2	10.9	2	14.7			U
24	CTG TANK 120MM TP-T M831/M831A1	A	105	58.3	57	32.4	87	48.5	U
25	CTG TANK 120MM TPCSDS-T M865	A	240	122.8	165	85.4	199	101.5	U
<b>ARTILLERY AMMUNITION</b>									
26	CTG ARTY 75MM BLANK M337A1	A	34	1.6	64	2.6	40	1.8	U
27	CTG ARTY 105MM BLANK M395	A			124	6.7			U
28	CTG ARTY 105MM DPICM XM915	B			3	4.9			U
29	CTG ARTY 105MM HERA M913	A		.3					U
30	CTG ARTY 105MM M927	A	7	5.0					U
31	CTG ARTY 105MM ILLUM M314 SERIES	A			12	7.9		.1	U
32	PROJ ARTY 155MM SMOKE WP M825	A				14.6		14.7	U
33	PROJ ARTY 155MM HE M795	A			17	9.8			U
34	PROJ ARTY 155MM SADARM M898	B	30	31.3		14.9		14.9	U
35	REMOTE AREA DENIAL ARTILLERY MUNITION (RA)					8.0	117	47.7	U
36	PROJ ARTY 155MM HE M107	A	243	42.3	118	24.9	175	35.2	U
37	MODULAR ARTILLERY CHARGE SYSTEM (MACS) B				367	42.6	164	27.4	U
<b>ARTILLERY FUZES</b>									
38	ARTILLERY FUZES, ALL TYPES			6.8		45.7		67.0	U
<b>MINES</b>									
39	MINE, TRAINING, ALL TYPES			1.1		8.0		3.9	U

UNCLASSIFIED

UNCLASSIFIED

DEPARTMENT OF THE ARMY  
FY 2001 PROCUREMENT PROGRAM

EXHIBIT P-1

APPROPRIATION: 2034A PROCUREMENT OF AMMUNITION, ARMY

DATE: FEB 2000

MILLIONS OF DOLLARS

LINE NO	ITEM NOMENCLATURE	IDENT CODE	FY 1999		FY 2000		FY 2001		S E C
			QUANTITY	COST	QUANTITY	COST	QUANTITY	COST	
40	MINE AT M87 (VOLCANO)	A	3	11.9	4	17.7			U
41	WIDE AREA MUNITIONS	B	65	9.5	115	15.2	58	7.3	U
<b>ROCKETS</b>									
42	BUNKER DEFEATING MUNITION (BDM)	B		9.9		9.8			U
43	ROCKET, HYDRA 70, ALL TYPES	A		122.8		143.6		152.8	U
<b>OTHER AMMUNITION</b>									
44	DEMOLITION MUNITIONS, ALL TYPES	A		11.6		11.2		16.6	U
45	GRENADES, ALL TYPES	B		20.7		13.3		20.3	U
46	SIGNALS, ALL TYPES	A		5.1		9.7		13.1	U
47	SIMULATORS, ALL TYPES	A		3.7		2.2		3.1	U
<b>MISCELLANEOUS</b>									
48	AMMO COMPONENTS, ALL TYPES	A		3.7		6.8		6.8	U
49	CAD/PAD ALL TYPES	A		2.4		2.9		4.3	U
50	ITEMS LESS THAN \$5 MILLION	A		6.4		7.6		10.1	U
51	AMMUNITION PECULIAR EQUIPMENT	A		10.3		10.6		9.5	U
52	FIRST DESTINATION TRANSPORTATION (AMMO)	A		5.2		5.3		5.1	U
53	CLOSEOUT LIABILITIES			125.2				5.8	U
<b>TOTAL AMMUNITION</b>				<b>1,007.3</b>		<b>1,011.5</b>		<b>978.6</b>	
<b>BUDGET ACTIVITY 02: AMMUNITION PRODUCTION BASE SUPPORT</b>									
<b>PRODUCTION BASE SUPPORT</b>									
54	PROVISION OF INDUSTRIAL FACILITIES			45.3		52.9		47.7	U
55	LAYWAY OF INDUSTRIAL FACILITIES			20.1		3.5		3.2	U
56	MAINTENANCE OF INACTIVE FACILITIES			17.7		12.9		12.3	U

UNCLASSIFIED

UNCLASSIFIED

DEPARTMENT OF THE ARMY  
FY 2001 PROCUREMENT PROGRAM

EXHIBIT P-1

APPROPRIATION: 2034A PROCUREMENT OF AMMUNITION, ARMY

DATE: FEB 2000

MILLIONS OF DOLLARS

LINE NO	ITEM NOMENCLATURE	IDENT CODE	FY 1999		FY 2000		FY 2001		S E C
			QUANTITY	COST	QUANTITY	COST	QUANTITY	COST	
57	CONVENTIONAL AMMO DEMILITARIZATION			82.3		85.6		84.8	U
58	ARMS INITIATIVE			9.8		26.4		4.7	U
	TOTAL AMMUNITION PRODUCTION BASE SUPPORT			175.3		181.4		152.7	
	TOTAL PROCUREMENT OF AMMUNITION, ARMY			1,182.6		1,192.9		1,131.3	

UNCLASSIFIED

UNCLASSIFIED

DEPARTMENT OF THE ARMY

FY 2001 PROCUREMENT PROGRAM

SUMMARY  
(\$ IN MILLIONS)

FEB 2000

APPROPRIATION: OTHER PROCUREMENT, ARMY

<u>ACTIVITY</u>	<u>FY 1999</u>	<u>FY 2000</u>	<u>FY 2001</u>
01. TACTICAL AND SUPPORT VEHICLES	807.8	935.7	942.2
02. COMMUNICATIONS AND ELECTRONICS EQUIPMENT	1,716.7	1,888.7	1,847.8
03. OTHER SUPPORT EQUIPMENT	833.7	901.5	962.9
04. SPARE AND REPAIR PARTS	59.0	44.0	43.0
<b>TOTAL OTHER PROCUREMENT, ARMY</b>	<b>3,417.1</b>	<b>3,770.0</b>	<b>3,795.9</b>

UNCLASSIFIED



UNCLASSIFIED

DEPARTMENT OF THE ARMY  
FY 2001 PROCUREMENT PROGRAM

EXHIBIT P-1

APPROPRIATION: 2035A OTHER PROCUREMENT, ARMY

DATE: FEB 2000

MILLIONS OF DOLLARS

LINE NO	ITEM NOMENCLATURE	IDENT CODE	FY 1999		FY 2000		FY 2001		S	E		
			QUANTITY	COST	QUANTITY	COST	QUANTITY	COST				
<b>BUDGET ACTIVITY 01: TACTICAL AND SUPPORT VEHICLES</b>												
<b>TACTICAL VEHICLES</b>												
1	TACTICAL TRAILERS/DOLLY SETS	A	16.4		21.4				U			
2	SEMITRAILER FB BB/CONT TRANS 22 1/2 T	A	63	2.6	221	7.1	374	12.1	U			
3	SEMITRAILER LB 40T M870A1 (CCE)	A	41	3.1	24	1.9	24	1.9	U			
4	SEMITRAILER, TANK, 5000G	A		5.5		25.3		30.2	U			
5	SEMITRAILER, TANK, 7500G, BULKHAUL	A		.6	63	4.1	376	20.0	U			
6	SEMITRAILER VAN CGO SUPPLY 12T 4WHL M1	A	80	6.3	74	6.2	67	6.1	U			
7	HI MOB MULTI-PURP WHL D VEH (HMMWV)		675	73.6	841	91.7	1002	110.7	U			
8	TRUCK, DUMP, 20T (CCE)				55	13.0	19	5.2	U			
9	FAMILY OF MEDIUM TACTICAL VEH (FMTV)			335.5		424.1		438.3	U			
10	FIRETRUCKS & ASSOCIATED FIREFIGHTING EQUI					7.3		14.8	U			
11	FAMILY OF HEAVY TACTICAL VEHICLES (FHTV)			191.1		193.4		166.1	U			
12	ARMORED SECURITY VEHICLES (ASV)				10	7.0	20	13.5	U			
13	TRUCK, TRACTOR, LINE HAUL, M915/M916			64.9		49.9		43.0	U			
14	TRUCK, TRACTOR, YARD TYPE, M878 (C/S)	A	35	3.3	24	2.0			U			
15	HVY EXPANDED MOBILE TACTICAL TRUCK EXT SE				84	11.7	94	17.2	U			
16	MEDIUM TRUCK EXTENDED SVC PGM(ESP) (PREV			595		40.8			U			
17	LINE HAUL ESP	A	55	4.9	115	9.2	362	27.1	U			
18	MODIFICATION OF IN SVC EQUIP			10.9		31.5		28.9	U			
19	ITEMS LESS THAN \$5.0M (TAC VEH)			.9		1.6		1.9	U			
<b>NON-TACTICAL VEHICLES</b>												
20	HEAVY ARMORED SEDAN			54		5.5	3	.6	12		2.3	U

UNCLASSIFIED

UNCLASSIFIED

DEPARTMENT OF THE ARMY  
FY 2001 PROCUREMENT PROGRAM

EXHIBIT P-1

APPROPRIATION: 2035A OTHER PROCUREMENT, ARMY

DATE: FEB 2000

MILLIONS OF DOLLARS

LINE NO	ITEM NOMENCLATURE	IDENT CODE	FY 1999		FY 2000		FY 2001		S	
			QUANTITY	COST	QUANTITY	COST	QUANTITY	COST		
21	PASSENGER CARRYING VEHICLES		25	.5	36	.8	35	.8	U	
22	GENERAL PURPOSE VEHICLES			1.5		1.0		1.0	U	
23	SPECIAL PURPOSE VEHICLES			14.1		24.9		1.0	U	
<b>SUPPORT EQUIPMENT AND FACILITIES</b>										
24	SYSTEM FIELDING SUPPORT PEO			.2					U	
25	PROJECT MANAGEMENT SUPPORT			1.2					U	
26	SYSTEM FIELDING SUPPORT (TACOM)			24.3					U	
<b>TOTAL TACTICAL AND SUPPORT VEHICLES</b>				<b>807.8</b>		<b>935.7</b>		<b>942.2</b>		
<b>BUDGET ACTIVITY 02: COMMUNICATIONS AND ELECTRONICS EQUIPMENT</b>										
<b>COMM - JOINT COMMUNICATIONS</b>										
27	COMBAT IDENTIFICATION PROGRAM			4.8		7.5		13.1	U	
28	JCSE EQUIPMENT (USREDCOM)			3.1		5.1		5.6	U	
<b>COMM - SATELLITE COMMUNICATIONS</b>										
29	DEFENSE SATELLITE COMMUNICATIONS SYSTEM (			93.9		68.5		72.0	U	
30	SHF TERM			25.0		13.9		38.3	U	
31	SAT TERM, EMUT (SPACE)			2.9		6.5		3.5	U	
32	NAVSTAR GLOBAL POSITIONING SYSTEM (SPA B			7.9		6.6		21.4	U	
33	SMART-T (SPACE)			56.1		31.8		48.6	U	
34	SCAMP (SPACE)			4.6		5.0		4.3	U	
35	GLOBAL BRDCST SVC - GBS			5.7		10.9		9.3	U	
36	MOD OF IN-SVC EQUIP (TAC SAT)			6.9		.5		1.5	U	
<b>COMM - C3 SYSTEM</b>										
37	ARMY GLOBAL CMD & CONTROL SYS (AGCCS)	A		20.4		12.9		10.4	U	

UNCLASSIFIED

UNCLASSIFIED

DEPARTMENT OF THE ARMY  
FY 2001 PROCUREMENT PROGRAM

EXHIBIT P-1

APPROPRIATION: 2035A OTHER PROCUREMENT, ARMY

DATE: FEB 2000

MILLIONS OF DOLLARS

LINE NO	ITEM NOMENCLATURE	IDENT CODE	FY 1999 QUANTITY	FY 1999 COST	FY 2000 QUANTITY	FY 2000 COST	FY 2001 QUANTITY	FY 2001 COST	S E C
<b>COMM - COMBAT COMMUNICATIONS</b>									
38	ARMY DATA DISTRIBUTION SYSTEM (DATA RA	B		46.9		53.0		32.7	U
39	SINGARS FAMILY	A		56.1		32.7		18.3	U
40	JOINT TACTICAL AREA COMMAND SYSTEMS	A		9.9		1.0		1.0	U
41	ACUS MOD PROGRAM (WIN T/T)	A		131.9		153.8		114.0	U
42	COMMS-ELEC EQUIP FIELDING			2.1		4.1		3.3	U
43	SOLDIER ENHANCEMENT PROGRAM COMM/ELECTRON			4.5		18.1		4.4	U
44	MEDICAL COMM FOR CBT CASUALTY CARE (MCA)			7.0		21.0		2.5	U
<b>COMM - INTELLIGENCE COMM</b>									
45	CI AUTOMATION ARCHITECTURE	A		2.3		1.6		1.7	U
<b>INFORMATION SECURITY</b>									
46	TSEC - ARMY KEY MGT SYS (AKMS)			10.2		11.0		11.1	U
47	INFORMATION SYSTEM SECURITY PROGRAM-IS	A		34.2		57.2		54.4	U
<b>COMM - LONG HAUL COMMUNICATIONS</b>									
48	TERRESTRIAL TRANSMISSION			1.9		2.0		2.0	U
49	BASE SUPPORT COMMUNICATIONS			3.2		1.8		3.9	U
50	ARMY DISN ROUTER			3.5		3.7		4.3	U
51	ELECTROMAG COMP PROG (EMCP)			.3		.4		.4	U
52	WW TECH CON IMP PROG (WWTICIP)			2.0		2.9		2.9	U
<b>COMM - BASE COMMUNICATIONS</b>									
53	INFORMATION SYSTEMS			119.7		96.5		57.8	U
54	DEFENSE MESSAGE SYSTEM (DMS)			18.4		18.4		18.8	U
55	LOCAL AREA NETWORK (LAN)			17.8		115.0		66.0	U

UNCLASSIFIED

UNCLASSIFIED

DEPARTMENT OF THE ARMY  
FY 2001 PROCUREMENT PROGRAM

EXHIBIT P-1

APPROPRIATION: 2035A OTHER PROCUREMENT, ARMY

DATE: FEB 2000

MILLIONS OF DOLLARS

LINE NO	ITEM NOMENCLATURE	IDENT CODE	FY 1999		FY 2000		FY 2001		E
			QUANTITY	COST	QUANTITY	COST	QUANTITY	COST	
56	PENTAGON INFORMATION MGT AND TELECOM		38.2		17.2		65.4	U	
<b>ELECT EQUIP - NAT FOR INT PROG (NFIP)</b>									
57	FOREIGN COUNTERINTELLIGENCE PROG (FCI)		.9		1.8		.9	U	
58	GENERAL DEFENSE INTELL PROG (GDIP)		24.5		18.3		19.6	U	
<b>ELECT EQUIP - TACT INT REL ACT (TIARA)</b>									
59	ALL SOURCE ANALYSIS SYS (ASAS) (TIARA)	B	30.5		56.3		66.7	U	
60	JTT/CIBS-M (TIARA)	B	47	10.2	165	24.2	183	26.8	U
61	PROPHET GROUND (TIARA)		12.0				9.6	U	
62	TACTICAL UNMANNED AERIAL VEHICLE (TUAV)	A			.8		4	37.8	U
63	JOINT STARS (ARMY) (TIARA)	B	82.3		94.8		66.4	U	
64	INTEGRATED BROADCAST TERMINAL MODS (TIARA)		6.4					U	
65	DIGITAL TOPOGRAPHIC SPT SYS (DTSS) (TI B)	B	20	17.8	70	24.4	44	20.0	U
66	DRUG INTERDICTION PROGRAM (DIP) (TIARA)		10.0					U	
67	TACTICAL EXPLOITATION OF NATIONAL CAPABIL		6.0		4.4		12.9	U	
68	COMMON IMAGERY GROUND/SURFACE SYSTEM (CIG		2.5		2.8		2.8	U	
69	JOINT TACTICAL GROUND STATION MODS (JTAGS		2.6					U	
70	TROJAN (TIARA)	B	3.9		4.2		4.3	U	
71	MOD OF IN-SVC EQUIP (INTEL SPT) (TIARA)		14.0		9.0		.2	U	
72	CI HUMINT AUTOMATED TOOL SET (CHATS) (TIA		3.7		497	4.1	404	1.9	U
73	ITEMS LESS THAN \$5.0M (TIARA)		1.5		.5		.5	U	
<b>ELECT EQUIP - ELECTRONIC WARFARE (EW)</b>									
74	SHORTSTOP		9.9		19.7			U	
75	COUNTERINTELLIGENCE/SECURITY COUNTERMEASU		1.7		1.7		2.3	U	

UNCLASSIFIED

UNCLASSIFIED

DEPARTMENT OF THE ARMY  
FY 2001 PROCUREMENT PROGRAM

EXHIBIT P-1

APPROPRIATION: 2035A OTHER PROCUREMENT, ARMY

DATE: FEB 2000

MILLIONS OF DOLLARS

LINE NO	ITEM NOMENCLATURE	IDENT CODE	FY 1999 QUANTITY	FY 1999 COST	FY 2000 QUANTITY	FY 2000 COST	FY 2001 QUANTITY	FY 2001 COST	S E C
<b>ELECT EQUIP - TACTICAL SURV. (TAC SURV)</b>									
76	FAAD GBS		24	57.5	11	48.3	2	24.2	U
77	TARGET LOCATION OBSERVATION SYSTEM (TL)	B		4.4					U
78	NIGHT VISION DEVICES	A		58.7		57.2		34.1	U
79	LONG RANGE ADVANCED SCOUT SURVEILLANCE SY				60	42.0	77	46.2	U
80	LWVT VIDEO RECON SYSTEM (LWVRS)	A	108	8.1		4.9		1.2	U
81	NIGHT VISION, THERMAL WPN SIGHT	B	1522	37.9	1693	37.2	1664	35.3	U
82	COMBAT IDENTIFICATION / AIMING LIGHT							8.0	U
83	ARTILLERY ACCURACY EQUIP			10.9		4.3		14.4	U
84	PORTABLE INDUCTIVE ARTILLERY FUZE SETTER					4.1			U
85	MOD OF IN-SVC EQUIP (TAC SURV)			16.1		25.3		18.5	U
86	DIGITIZATION APPLIQUE	B				56.2	1660	60.8	U
87	LIGHTWEIGHT LASER DESIGNATOR/RANGEFIND	B			23	6.2	29	7.1	U
88	COMPUTER BALLISTICS: MORTAR M-30	A				2.8	73	1.7	U
89	MORTAR FIRE CONTROL SYSTEM						36	7.3	U
90	INTEGRATED MET SYS SENSORS (IMETS) - TIAR			4.8	7	5.4	7	7.0	U
<b>ELECT EQUIP - TACTICAL C2 SYSTEMS</b>									
91	TACTICAL OPERATIONS CENTERS			34.0		28.0		17.3	U
92	ADV FIELD ARTILLERY TACT DATA SYS (AFA)	B	360	39.3	367	43.1	456	54.5	U
93	FIRE SUPPORT ADA CONVERSION	A				1.0		1.0	U
94	CMBF SVC SUPT CONTROL SYS (CSCCS)		145	9.2	213	19.8	333	27.4	U
95	FAAD C2	A	2	25.5	2	10.5	2	17.9	U
96	FAADC2I MODIFICATIONS					7.8			U

UNCLASSIFIED

UNCLASSIFIED

DEPARTMENT OF THE ARMY  
FY 2001 PROCUREMENT PROGRAM

EXHIBIT P-1

APPROPRIATION: 2035A OTHER PROCUREMENT, ARMY

DATE: FEB 2000

MILLIONS OF DOLLARS

LINE NO	ITEM NOMENCLATURE	IDENT CODE	FY 1999		FY 2000		FY 2001		S E C
			QUANTITY	COST	QUANTITY	COST	QUANTITY	COST	
97	AIR & MSL DEFENSE PLANNING & CONTROL SYS								
98	FORWARD ENTRY DEVICE (FED)	B		20.7		15.8		17.2	U
99	STRIKER-COMMAND AND CONTROL SYSTEM		7	7.0	35	22.0	33	19.1	U
100	LIFE CYCLE SOFTWARE SUPPORT (LCSS)			1.2		.9		1.0	U
101	LOGTECH	B		8.2		9.1		7.5	U
102	TC AIMS II			2.6		18.8		10.4	U
103	GUN LAYING AND POS SYS (GLPS)		61	6.2	81	7.4	92	8.4	U
104	ISYSCON EQUIPMENT			15.8		14.6		26.6	U
105	MANUEVER CONTROL SYSTEM (MCS)	A		12.8	239	24.9	176	22.9	U
106	STAMIS TACTICAL COMPUTERS (STACOMP)	A		46.6		33.2		40.0	U
107	STANDARD INTEGRATED CMD POST SYSTEM			28.7		30.6		36.0	U
<b>ELECT EQUIP - AUTOMATION</b>									
108	ARMY TRAINING MODERNIZATION			24.5		15.3		36.0	U
109	AUTOMATED DATA PROCESSING EQUIP			130.2		152.9		172.1	U
110	RESERVE COMPONENT AUTOMATION SYS (RCAS)			116.2		82.7		91.5	U
<b>ELECT EQUIP - AUDIO VISUAL SYS (A/V)</b>									
111	AFRTS			.4		.5		1.5	U
112	ITEMS LESS THAN \$5.0M (A/V)			6.8		2.7		3.2	U
<b>ELECT EQUIP - SUPPORT</b>									
113	PRODUCTION BASE SUPPORT (C-E)			.4		2.8		.4	U
<b>TOTAL COMMUNICATIONS AND ELECTRONICS EQUIPMENT</b>				<b>1,716.7</b>		<b>1,888.7</b>		<b>1,847.8</b>	

UNCLASSIFIED

UNCLASSIFIED  
 DEPARTMENT OF THE ARMY  
 FY 2001 PROCUREMENT PROGRAM

EXHIBIT P-1

APPROPRIATION: 2035A OTHER PROCUREMENT, ARMY

DATE: FEB 2000

MILLIONS OF DOLLARS

LINE NO	ITEM NOMENCLATURE	IDENT CODE	FY 1999 QUANTITY	FY 1999 COST	FY 2000 QUANTITY	FY 2000 COST	FY 2001 QUANTITY	FY 2001 COST	S E C
<b>BUDGET ACTIVITY 03: OTHER SUPPORT EQUIPMENT</b>									
<b>CHEMICAL DEFENSIVE EQUIPMENT</b>									
114	GEN SMK MECH:MTRZD DUAL PURP M56	A	75	14.9	17	6.3	48	11.4	U
115	GENERATOR, SMOKE, MECH M58	A	28	10.5		3.4		5.6	U
116	M6 DISCHARGER				1878	3.0			U
117	ITEMS LESS THAN \$5.0M (SMOKE/OBSCURANT)			4.6					U
<b>BRIDGING EQUIPMENT</b>									
118	HEAVY DRY SUPT BRIDGE SYSTEM				3	15.3	4	19.2	U
119	RIBBON BRIDGE			9.6		25.3		15.7	U
120	FLOAT BRIDGE PROPULSION						5	1.9	U
<b>ENGINEER (NON-CONSTRUCTION) EQUIPMENT</b>									
121	KIT, STANDARD TELEOPERATING				15	4.0	2	.7	U
122	METALLIC MINE DETECTOR, VEHICLE MOUNTED		2	3.7					U
123	EXPLOSIVE ORDNANCE DISPOSAL EQPMT (EOD EQ					8.9		5.2	U
124	< \$5M, COUNTERMINE EQUIPMENT	A						1.0	U
125	BN COUNTERMINE SIP			1.5		8.9		7.4	U
<b>COMBAT SERVICE SUPPORT EQUIPMENT</b>									
126	ENVIRONMENTAL CONTROL UNITS (ECU)		138	6.1	120	6.0	150	6.3	U
127	FIRETRUCKS	A		16.5					U
128	LAUNDRIES, SHOWERS AND LATRINES	B		7.1		9.8		12.6	U
129	FLOODLIGHT SET, ELEC, TRL MTD, 3 LIGHT	B	58	1.9	84	2.4			U
130	SOLDIER ENHANCEMENT			4.7		3.6		4.0	U
131	LIGHTWEIGHT MAINTENANCE ENCLOSURE (LME)				171	3.7	160	2.0	U

UNCLASSIFIED

UNCLASSIFIED  
 DEPARTMENT OF THE ARMY  
 FY 2001 PROCUREMENT PROGRAM

EXHIBIT P-1

APPROPRIATION: 2035A OTHER PROCUREMENT, ARMY

DATE: FEB 2000

MILLIONS OF DOLLARS

LINE NO	ITEM NOMENCLATURE	IDENT CODE	FY 1999		FY 2000		FY 2001		S E C
			QUANTITY	COST	QUANTITY	COST	QUANTITY	COST	
132	FORCE PROVIDER	A	4	23.8	3	31.2	3	22.3	U
133	FIELD FEEDING AND REFRIGERATION	A		12.4		8.6		12.0	U
134	AIR DROP PROGRAM					3.4		4.0	U
135	CAMOUFLAGE: ULCANS					12.9			U
136	ITEMS LESS THAN \$5.0M (CSS-EQ)	A		6.4		2.5		1.9	U
<b>PETROLEUM EQUIPMENT</b>									
137	FAMILY OF TANK ASSEMBLIES, FABRIC, COL	A		8.9		11.2		2.5	U
138	QUALITY SURVEILLANCE EQUIPMENT					6.2		7.1	U
139	DISTRIBUTION SYSTEMS, PETROLEUM & WATE	A		5.9		12.6		13.5	U
140	PUMPS, WATER AND FUEL			.3		146		3.7	U
141	HOSELINE OUTFIT FUEL HANDLING	A						50	U
142	INLAND PETROLEUM DISTRIBUTION SYSTEM	A		8.2		6.8		5.6	U
143	ITEMS LESS THAN \$5.0M (POL)	A		4.6		3.9			U
<b>WATER EQUIPMENT</b>									
144	WATER PURIFICATION SYSTEMS					10.4		40.7	U
145	ITEMS LESS THAN \$5.0M (WATER EQ)	A		1.9		1.7			U
<b>MEDICAL EQUIPMENT</b>									
146	COMBAT SUPPORT MEDICAL			25.5		34.9		31.6	U
<b>MAINTENANCE EQUIPMENT</b>									
147	SHOP EQ CONTACT MAINTENANCE TRK MTD (M	A	140	7.8	135	7.8	169	9.7	U
148	WELDING SHOP, TRAILER MTD	A	64	3.0	95	6.0	144	6.0	U
149	ITEMS LESS THAN \$5.0M (MAINT EQ)	A		4.3		3.1		5.1	U
150	STEAM CLEANER, TRAILER MOUNTED				47	1.2			U

UNCLASSIFIED



UNCLASSIFIED

DEPARTMENT OF THE ARMY  
FY 2001 PROCUREMENT PROGRAM

EXHIBIT P-1

APPROPRIATION: 2035A OTHER PROCUREMENT, ARMY

DATE: FEB 2000

MILLIONS OF DOLLARS

LINE NO	ITEM NOMENCLATURE	IDENT CODE	FY 1999 QUANTITY	FY 1999 COST	FY 2000 QUANTITY	FY 2000 COST	FY 2001 QUANTITY	FY 2001 COST	S E C
<b>CONSTRUCTION EQUIPMENT</b>									
151	MISSION MODULES - ENGINEERING			4.3		5.5		1.5	U
152	ROLLER, VIBRATORY, SELF-PROPELLED (CCE A	A				10.2	70	4.7	U
153	COMPACTOR, HIGH SPEED				67	12.3			U
154	LOADERS				27	7.7	5	1.4	U
155	HYDRAULIC EXCAVATOR	B	32	7.8	34	8.3	35	8.3	U
156	DEPLOYABLE UNIVERSAL COMBAT EARTH MOVERS		24	9.2	43	16.6	34	14.1	U
157	CRANES	A		19.3		21.8		6.1	U
158	TRUCK, DUMP, 20T (CCE)	A	67	13.1					U
159	CRUSHING/SCREENING PLANT, 150 TPH	A	4	8.1	4	7.3		.1	U
160	CONST EQUIP SLEP							2.0	U
161	ITEMS LESS THAN \$5.0M (CONST EQUIP)	A		2.0		6.2		2.6	U
<b>RAIL FLOAT CONTAINERIZATION EQUIPMENT</b>									
162	SMALL TUG	B	3	8.5		8.9			U
163	FLOATING CRANE, 100-250 TON	B	1	15.2					U
164	LOGISTIC SUPPORT VESSEL (LSV)	B				18.8			U
165	LOGISTICS SUPPORT VESSEL (ESP)						1	6.6	U
166	CONTAINERIZED MAINTENANCE FACILITY		3	5.2					U
167	CAUSEWAY SYSTEMS	A		16.9		16.7		17.2	U
168	RAILWAY CAR, FLAT, 89 FOOT	A	120	13.6	45	4.9			U
169	ITEMS LESS THAN \$5.0M (FLOAT/RAIL)	A		2.2		6.8		6.7	U
<b>GENERATORS</b>									
170	GENERATORS AND ASSOCIATED EQUIP	A		65.6		79.6		85.9	U

UNCLASSIFIED

PAGE A-27

UNCLASSIFIED  
 DEPARTMENT OF THE ARMY  
 FY 2001 PROCUREMENT PROGRAM

EXHIBIT P-1

APPROPRIATION: 2035A OTHER PROCUREMENT, ARMY

DATE: FEB 2000

MILLIONS OF DOLLARS

LINE NO	ITEM NOMENCLATURE	IDENT CODE	FY 1999		FY 2000		FY 2001		E C
			QUANTITY	COST	QUANTITY	COST	QUANTITY	COST	
<b>MATERIAL HANDLING EQUIPMENT</b>									
171	ROUGH TERRAIN CONTAINER HANDLER, 53,00	A	18	20.4			77	40.0	U
172	ALL TERRAIN LIFTING ARMY SYSTEM		171	18.8	196	23.5	196	24.4	U
173	ROUGH TERRAIN CONTAINER CRANE	A	2	1.1	22	10.9	4	2.1	U
174	ITEMS LESS THAN \$5.0M (MHE)	A		1.7		1.8		1.2	U
<b>TRAINING EQUIPMENT</b>									
175	CTC INSTRUMENTATION SUPPORT			47.9		17.4		81.8	U
176	TRAINING-DEVICES, NONSYSTEM			56.5		72.5		91.9	U
177	CLOSE COMBAT TACTICAL TRAINER	A		87.9		64.7		81.2	U
178	AVIATION COMBINED ARMS TACTICAL TRAINER (							14.7	U
179	FIRE SUPPORT COMBINED ARMS TACTICAL TR	B		15.7		24.4		1.5	U
<b>TEST MEASURE AND DIG EQUIPMENT (TMD)</b>									
180	CALIBRATION SETS EQUIPMENT			9.8		11.4		18.8	U
181	INTEGRATED FAMILY OF TEST EQUIPMENT (IFTE			69.4		61.7		65.4	U
182	TEST EQUIPMENT MODERNIZATION (TEMOD)			13.9		14.2		18.7	U
183	ARMY DIAGNOSTICS IMPROVEMENT PGM (ADIP)					5.2		17.3	U
<b>OTHER SUPPORT EQUIPMENT</b>									
184	RECONFIGURABLE SIMULATORS	B		.7		2.4		2.3	U
185	PHYSICAL SECURITY SYSTEMS (OPA3)	A		14.8		19.6		18.9	U
186	SYSTEM FIELDING SUPPORT (OPA-3)			8.0					U
187	BASE LEVEL COM'L EQUIPMENT			18.8		6.7		7.4	U
188	MODIFICATION OF IN-SVC EQUIPMENT (OPA-3)			22.7		41.5		28.0	U
189	PRODUCTION BASE SUPPORT (OTH)			2.2		2.4		2.4	U

UNCLASSIFIED

UNCLASSIFIED

DEPARTMENT OF THE ARMY  
FY 2001 PROCUREMENT PROGRAM

EXHIBIT P-1

APPROPRIATION: 2035A OTHER PROCUREMENT, ARMY

DATE: FEB 2000

MILLIONS OF DOLLARS

LINE NO	ITEM NOMENCLATURE	IDENT CODE	FY 1999		FY 2000		FY 2001		S E C
			QUANTITY	COST	QUANTITY	COST	QUANTITY	COST	
190	BUILDING, PRE-FAB, RELOCATABLE	A	15.0						U
191	SPECIAL EQUIPMENT FOR USER TESTING		14.6		16.8		24.3		U
192	MA8975		5.9		4.4		2.3		U
193	CLOSED ACCOUNT ADJUSTMENTS		2.3						U
	TOTAL OTHER SUPPORT EQUIPMENT		833.7		901.5		962.9		
<b>BUDGET ACTIVITY 04: SPARE AND REPAIR PARTS</b>									
<b>OPA1</b>									
194	INITIAL SPARES - TSV		.2		.1				U
<b>OPA2</b>									
195	INITIAL SPARES - C&E		58.1		43.1		42.4		U
<b>OPA3</b>									
196	INITIAL SPARES - OTHER SUPPORT EQUIP		.7		.9		.6		U
	TOTAL SPARE AND REPAIR PARTS		59.0		44.0		43.0		
	TOTAL OTHER PROCUREMENT, ARMY		3,417.1		3,770.0		3,795.9		

UNCLASSIFIED

UNCLASSIFIED

DEPARTMENT OF THE ARMY

FY 2001 PROCUREMENT PROGRAM

SUMMARY  
(\$ IN MILLIONS)

FEB 2000

APPROPRIATION: CHEM AGENTS & MUNITIONS DESTRUCTION, ARMY

<u>ACTIVITY</u>	<u>FY 1999</u>	<u>FY 2000</u>	<u>FY 2001</u>
01. CHEM AGENTS & MUNITIONS DESTRUCT-RDT&E	171.0	292.5	274.4
02. CHEM AGENTS & MUNITIONS DESTRUCT-PROC	114.5	189.5	121.9
03. CHEM AGENTS & MUNITIONS DESTRUCT-O&M	486.6	541.7	607.2
<b>TOTAL CHEM AGENTS &amp; MUNITIONS DESTRUCTION,</b>	<b>772.1</b>	<b>1,023.7</b>	<b>1,003.5</b>

UNCLASSIFIED

DEPARTMENT OF THE ARMY  
FY 2001 PROCUREMENT PROGRAM

EXHIBIT P-1

APPROPRIATION: 0390A CHEM AGENTS & MUNITIONS DESTRUCTION, ARMY

DATE: FEB 2000

MILLIONS OF DOLLARS

LINE NO	ITEM NOMENCLATURE	FY 1999		FY 2000		FY 2001	
		QTY	COST	QTY	COST	QTY	COST
<u>BUDGET ACTIVITY 01: CHEM AGENTS &amp; MUNITIONS DESTRUCT-RDTEE</u>							
RESEARCH AND DEVELOPMENT							
1	CHEM DEMILITARIZATION - RDTE		171.0		292.5		274.4
TOTAL CHEM AGENTS & MUNITIONS DESTRUCT-RDTEE			171.0		292.5		274.4
<u>BUDGET ACTIVITY 02: CHEM AGENTS &amp; MUNITIONS DESTRUCT-PROC</u>							
PROCUREMENT							
2	CHEM DEMILITARIZATION - PROC		114.5		189.5		121.9
TOTAL CHEM AGENTS & MUNITIONS DESTRUCT-PROC			114.5		189.5		121.9
<u>BUDGET ACTIVITY 03: CHEM AGENTS &amp; MUNITIONS DESTRUCT-O&amp;M</u>							
OPERATION AND MAINTENANCE							
3	CHEM DEMILITARIZATION - O&M		486.6		541.7		607.2
TOTAL CHEM AGENTS & MUNITIONS DESTRUCT-O&M			486.6		541.7		607.2
TOTAL CHEM AGENTS & MUNITIONS DESTRUCTION, ARMY			772.1		1,023.7		1,003.5

UNCLASSIFIED

DEPARTMENT OF THE NAVY

FY 2001 PROCUREMENT PROGRAM

SUMMARY  
(\$ IN MILLIONS)

FEB 2000

<u>APPROPRIATION</u>	<u>FY 1999</u>	<u>FY 2000</u>	<u>FY 2001</u>
AIRCRAFT PROCUREMENT, NAVY	7,548.9	8,823.1	7,963.9
WEAPONS PROCUREMENT, NAVY	1,607.8	1,401.8	1,434.3
PROCUREMENT OF AMMO, NAVY & MARINE CORPS	467.2	587.9	429.6
SHIPBUILDING & CONVERSION, NAVY	5,937.0	7,017.4	12,296.9
OTHER PROCUREMENT, NAVY	4,046.7	4,301.5	3,334.6
PROCUREMENT, MARINE CORPS	857.5	1,294.2	1,171.9
<b>TOTAL DEPARTMENT OF THE NAVY</b>	<b>20,465.0</b>	<b>23,425.9</b>	<b>26,631.2</b>

UNCLASSIFIED

UNCLASSIFIED

DEPARTMENT OF THE NAVY

FY 2001 PROCUREMENT PROGRAM

SUMMARY

(\$ IN MILLIONS)

FEB 2000

APPROPRIATION: AIRCRAFT PROCUREMENT, NAVY

<u>ACTIVITY</u>	<u>FY 1999</u>	<u>FY 2000</u>	<u>FY 2001</u>
01. COMBAT AIRCRAFT	4,201.3	4,661.4	4,840.4
02. AIRLIFT AIRCRAFT	135.3	418.1	295.8
03. TRAINER AIRCRAFT	300.6	388.4	348.1
04. OTHER AIRCRAFT	111.3	76.7	154.8
05. MODIFICATION OF AIRCRAFT	1,735.2	1,821.8	998.4
06. AIRCRAFT SPARES AND REPAIR PARTS	731.3	958.6	941.6
07. AIRCRAFT SUPPORT EQUIPMENT & FACILITIES	333.8	498.1	384.8
<b>TOTAL AIRCRAFT PROCUREMENT, NAVY</b>	<b>7,548.9</b>	<b>8,823.1</b>	<b>7,963.9</b>

UNCLASSIFIED

DEPARTMENT OF THE NAVY  
FY 2001 PROCUREMENT PROGRAM

EXHIBIT P-1

APPROPRIATION: 1506N AIRCRAFT PROCUREMENT, NAVY

DATE: FEB 2000

MILLIONS OF DOLLARS

LINE NO	ITEM NOMENCLATURE	IDENT CODE	FY 1999 QUANTITY	FY 1999 COST	FY 2000 QUANTITY	FY 2000 COST	FY 2001 QUANTITY	FY 2001 COST	S	E	C
<b>BUDGET ACTIVITY 01: COMBAT AIRCRAFT</b>											
<b>COMBAT AIRCRAFT</b>											
1	AV-8B (V/STOL)HARRIER (MYP)	A	11	(293.8)	11	(300.4)	10	(282.1)	U		
	LESS: ADVANCE PROCUREMENT (PY)			(-17.5)		(-40.7)		(-55.5)	U		
				<b>276.3</b>		<b>259.7</b>		<b>226.6</b>			
2	AV-8B (V/STOL)HARRIER (MYP)			55.5		40.8			U		
	ADVANCE PROCUREMENT (CY)			(40.7)							
	(FY 1999 FOR FY 2000) (MEMO)			(14.7)		(40.8)					
	(FY 1999 FOR FY 2001) (MEMO)										
	(FY 2000 FOR FY 2001) (MEMO)										
3	F/A-18E/F (FIGHTER) HORNET (MYP)	B	30	(2,795.4)	36	(2,784.1)	42	(2,924.0)	U		
	LESS: ADVANCE PROCUREMENT (PY)			(-87.4)		(-108.4)		(-105.4)	U		
				<b>2,708.0</b>		<b>2,675.7</b>		<b>2,818.6</b>			
4	F/A-18E/F (FIGHTER) HORNET (MYP)			108.4		162.1		101.1	U		
	ADVANCE PROCUREMENT (CY)			(108.4)							
	(FY 1999 FOR FY 2000) (MEMO)					(105.4)					
	(FY 2000 FOR FY 2001) (MEMO)					(18.9)					
	(FY 2000 FOR FY 2002) (MEMO)					(18.9)					
	(FY 2000 FOR FY 2003) (MEMO)					(18.9)					
	(FY 2000 FOR FY 2004) (MEMO)					(18.9)					
	(FY 2001 FOR FY 2002) (MEMO)							(94.5)			
	(FY 2001 FOR FY 2003) (MEMO)							(3.3)			
	(FY 2001 FOR FY 2004) (MEMO)							(3.3)			
5	V-22 (MEDIUM LIFT)	B	7	(663.9)	11	(904.8)	16	(1,199.2)	U		
	LESS: ADVANCE PROCUREMENT (PY)			(-60.0)		(-53.5)		(-70.6)	U		
				<b>603.9</b>		<b>851.3</b>		<b>1,128.6</b>			
6	V-22 (MEDIUM LIFT)			53.5		70.6		79.9	U		
	ADVANCE PROCUREMENT (CY)			(53.5)							
	(FY 1999 FOR FY 2000) (MEMO)					(70.6)					
	(FY 2000 FOR FY 2001) (MEMO)							(79.9)			
	(FY 2001 FOR FY 2002) (MEMO)										
7	AH-1W (HELICOPTER) SEA COBRA	A				1.9		2.5	U		
8	SH-60R	A				216.7		162.3	U		



UNCLASSIFIED

DEPARTMENT OF THE NAVY  
FY 2001 PROCUREMENT PROGRAM

EXHIBIT P-1

APPROPRIATION: 1506N AIRCRAFT PROCUREMENT, NAVY

DATE: FEB 2000

MILLIONS OF DOLLARS

LINE NO	ITEM NOMENCLATURE	IDENT CODE	FY 1999 QUANTITY	FY 1999 COST	FY 2000 QUANTITY	FY 2000 COST	FY 2001 QUANTITY	FY 2001 COST	S	E
9	E-2C (EARLY WARNING) HAWKEYE (MYP)	A	3	(232.3)	3	(247.4)	5	(364.9)	U	U
	LESS: ADVANCE PROCUREMENT (FY)			(-18.8)		(-37.3)		(-112.1)	U	U
			<u>213.4</u>		<u>210.1</u>		<u>252.8</u>			
10	E-2C (EARLY WARNING) HAWKEYE (MYP)			182.4		172.5		68.1	U	U
	ADVANCE PROCUREMENT (CY)			(37.3)		(48.2)		(54.3)		
	(FY 1999 FOR FY 2001) (MEMO)			(48.2)		(54.3)		(39.9)		
	(FY 1999 FOR FY 2002) (MEMO)			(48.2)		(54.3)		(28.2)		
	(FY 1999 FOR FY 2003) (MEMO)			(48.7)		(63.9)				
	(FY 2000 FOR FY 2001) (MEMO)					(54.3)				
	(FY 2000 FOR FY 2002) (MEMO)					(54.3)				
	(FY 2000 FOR FY 2003) (MEMO)					(54.3)				
	(FY 2001 FOR FY 2002) (MEMO)					(54.3)				
	(FY 2001 FOR FY 2003) (MEMO)					(54.3)				
			<u>4,201.3</u>		<u>4,661.4</u>		<u>4,840.4</u>			
<b>BUDGET ACTIVITY 02: AIRLIFT AIRCRAFT</b>										
<b>AIRLIFT AIRCRAFT</b>										
11	CH-60S (MYP)	A	5	(109.4)	17	(310.0)	15	(238.5)	U	U
	LESS: ADVANCE PROCUREMENT (FY)					(-25.9)		(-73.4)	U	U
			<u>109.4</u>		<u>284.1</u>		<u>165.1</u>			
12	CH-60S (MYP)			25.9		73.4		80.4	U	U
	ADVANCE PROCUREMENT (CY)			(25.9)		(73.4)		(80.4)		
	(FY 1999 FOR FY 2000) (MEMO)									
	(FY 2000 FOR FY 2001) (MEMO)									
	(FY 2001 FOR FY 2002) (MEMO)									
13	UC-35	B	2	11.9					U	U
14	C-40A	A	1	48.7					U	U
15	VP-3 REPLACEMENT AIRCRAFT	A					1	50.3	U	U
			<u>135.3</u>		<u>418.1</u>		<u>295.8</u>			
<b>TOTAL AIRLIFT AIRCRAFT</b>										

UNCLASSIFIED

DEPARTMENT OF THE NAVY  
FY 2001 PROCUREMENT PROGRAM

EXHIBIT P-1

APPROPRIATION: 1506N AIRCRAFT PROCUREMENT, NAVY

DATE: FEB 2000

MILLIONS OF DOLLARS

LINE NO	ITEM NOMENCLATURE	IDENT CODE	FY 1999 QUANTITY	FY 1999 COST	FY 2000 QUANTITY	FY 2000 COST	FY 2001 QUANTITY	FY 2001 COST	S E C
<b>BUDGET ACTIVITY 03: TRAINER AIRCRAFT</b>									
<b>TRAINER AIRCRAFT</b>									
16	T-45TS (TRAINER) GOSHAWK	A	15	(298.7)	15	(331.3)	12	(278.1)	U
	LESS: ADVANCE PROCUREMENT (PY)			(-6.0)		(-7.9)		(-9.5)	U
				<b>292.7</b>		<b>323.4</b>		<b>268.6</b>	
17	T-45TS (TRAINER) GOSHAWK								
	ADVANCE PROCUREMENT (CY)								
	(FY 1999 FOR FY 2000) (MEMO)			7.9		9.5		5.1	U
	(FY 2000 FOR FY 2001) (MEMO)			(7.9)		(9.5)		(5.1)	
	(FY 2001 FOR FY 2002) (MEMO)								
18	JPARTS	B			12	55.5	21	74.4	U
	<b>TOTAL TRAINER AIRCRAFT</b>			<b>300.6</b>		<b>388.4</b>		<b>348.1</b>	
<b>BUDGET ACTIVITY 04: OTHER AIRCRAFT</b>									
<b>OTHER AIRCRAFT</b>									
19	KC-130J	B	2	111.3	1	76.7	2	154.8	U
	<b>TOTAL OTHER AIRCRAFT</b>			<b>111.3</b>		<b>76.7</b>		<b>154.8</b>	
<b>BUDGET ACTIVITY 05: MODIFICATION OF AIRCRAFT</b>									
<b>MODIFICATION OF AIRCRAFT</b>									
20	EA-6 SERIES	A		208.9		264.5		203.1	U
21	AV-8 SERIES	A		85.7		54.9		40.6	U
22	F-14 SERIES	A		209.4		82.8		30.5	U
23	ADVERSARY	A		*				6.9	U
24	F-18 SERIES	A		171.4		319.7		212.6	U
25	H-46 SERIES	A		31.0		17.8		16.6	U
26	AH-1W SERIES	A		27.6		18.6		9.8	U
27	H-53 SERIES	A		34.5		29.2		19.9	U

UNCLASSIFIED

DEPARTMENT OF THE NAVY  
FY 2001 PROCUREMENT PROGRAM

EXHIBIT P-1

APPROPRIATION: 1506N AIRCRAFT PROCUREMENT, NAVY

DATE: FEB 2000

MILLIONS OF DOLLARS

LINE NO	ITEM NOMENCLATURE	IDENT CODE	FY 1999		FY 2000		FY 2001		S E C
			QUANTITY	COST	QUANTITY	COST	QUANTITY	COST	
28	SH-60 SERIES	A	136.6	57.5	21.1	U			
29	H-1 SERIES	A	25.8	15.3	2.6	U			
30	H-3 SERIES	A	*	*	.1	U			
31	EP-3 SERIES	A	7.2	61.3	25.8	U			
32	P-3 SERIES	A	330.1	388.5	60.7	U			
33	S-3 SERIES	A	53.5	81.1	79.1	U			
34	E-2 SERIES	A	80.9	75.9	18.5	U			
35	TRAINER A/C SERIES	A	7.3	8.9	19.4	U			
36	C-2A	A	21.6	25.4	2.6	U			
37	C-130 SERIES	A	5.3	15.2	7.9	U			
38	F7WSG	A	.6	.6	.6	U			
39	CARGO/TRANSPORT A/C SERIES	A	25.3	16.3	7.9	U			
40	E-6 SERIES	A	63.8	84.7	60.7	U			
41	EXECUTIVE HELICOPTERS SERIES	A	26.5	12.7	7.6	U			
42	SPECIAL PROJECT AIRCRAFT	A	22.2	30.6	4.1	U			
43	T-45 SERIES	A	8.4	9.6	9.1	U			
44	POWER PLANT CHANGES	A	17.2	15.5	17.1	U			
45	COMMON ECM EQUIPMENT	A	34.6	54.3	41.9	U			
46	COMMON AVIONICS CHANGES	A	99.8	81.1	71.6	U			
<b>TOTAL MODIFICATION OF AIRCRAFT</b>			<b>1,735.2</b>	<b>1,821.8</b>	<b>998.4</b>				

UNCLASSIFIED

DEPARTMENT OF THE NAVY  
FY 2001 PROCUREMENT PROGRAM

EXHIBIT P-1

APPROPRIATION: 1506N AIRCRAFT PROCUREMENT, NAVY

DATE: FEB 2000

MILLIONS OF DOLLARS

LINE NO	ITEM Nomenclature	IDENT CODE	FY 1999 QUANTITY	FY 1999 COST	FY 2000 QUANTITY	FY 2000 COST	FY 2001 QUANTITY	FY 2001 COST	S E C
<u>BUDGET ACTIVITY 06: AIRCRAFT SPARES AND REPAIR PARTS</u>									
AIRCRAFT SPARES AND REPAIR PARTS									
47	SPARES AND REPAIR PARTS	A	731.3	958.6			941.6		U
			-----	-----			-----		
<b>TOTAL AIRCRAFT SPARES AND REPAIR PARTS</b>			<b>731.3</b>	<b>958.6</b>			<b>941.6</b>		
<u>BUDGET ACTIVITY 07: AIRCRAFT SUPPORT EQUIPMENT &amp; FACILITIES</u>									
AIRCRAFT SUPPORT EQUIPMENT AND FACILITIES									
48	COMMON GROUND EQUIPMENT	A	279.2	378.5			312.4		U
49	AIRCRAFT INDUSTRIAL FACILITIES	A	11.8	12.7			8.6		U
50	WAR CONSUMABLES	A	11.1	14.7			13.0		U
51	OTHER PRODUCTION CHARGES	A	9.4	56.8			37.1		U
52	SPECIAL SUPPORT EQUIPMENT	A	14.2	34.0			12.2		U
53	FIRST DESTINATION TRANSPORTATION	A	1.7	1.5			1.5		U
54	CANCELLED ACCOUNT ADJUSTMENTS (M)	A	6.4						U
<b>TOTAL AIRCRAFT SUPPORT EQUIPMENT &amp; FACILITIES</b>			<b>333.8</b>	<b>498.1</b>			<b>384.8</b>		
<b>TOTAL AIRCRAFT PROCUREMENT, NAVY</b>			<b>7,548.9</b>	<b>8,823.1</b>			<b>7,963.9</b>		

UNCLASSIFIED

DEPARTMENT OF THE NAVY

FY 2001 PROCUREMENT PROGRAM

SUMMARY  
(\$ IN MILLIONS)

FEB 2000

APPROPRIATION: WEAPONS PROCUREMENT, NAVY

<u>ACTIVITY</u>	<u>FY 1999</u>	<u>FY 2000</u>	<u>FY 2001</u>
01. BALLISTIC MISSILES	310.5	489.2	464.0
02. OTHER MISSILES	1,110.1	712.3	818.4
03. TORPEDOES AND RELATED EQUIPMENT	93.3	115.7	91.7
04. OTHER WEAPONS	49.2	37.9	6.7
06. SPARES AND REPAIR PARTS	44.8	46.6	53.5
<b>TOTAL WEAPONS PROCUREMENT, NAVY</b>	<b>1,607.8</b>	<b>1,401.8</b>	<b>1,434.3</b>

UNCLASSIFIED

DEPARTMENT OF THE NAVY  
FY 2001 PROCUREMENT PROGRAM

EXHIBIT P-1

APPROPRIATION: 1507N WEAPONS PROCUREMENT, NAVY

DATE: FEB 2000

MILLIONS OF DOLLARS

LINE NO	ITEM NOMENCLATURE	IDENT CODE	FY 1999 QUANTITY	FY 1999 COST	FY 2000 QUANTITY	FY 2000 COST	FY 2001 QUANTITY	FY 2001 COST	S E C
<b>BUDGET ACTIVITY 01: BALLISTIC MISSILES</b>									
<b>BALLISTIC MISSILES</b>									
1	TRIDENT II	A	5	(286.7)	12	(473.0)	12	(472.9)	U
	LESS: ADVANCE PROCUREMENT (PY)			(-29.1)		(-37.4)		(-38.9)	U
				257.7		435.7		433.9	
2	TRIDENT II								
	ADVANCE PROCUREMENT (CY)			52.6		51.4		28.8	U
	(FY 1999 FOR FY 2000) (MEMO)			(16.0)					
	(FY 1999 FOR FY 2001) (MEMO)			(1.6)					
	(FY 1999 FOR FY 2002) (MEMO)			(2.2)					
	(FY 1999 FOR FY 2003) (MEMO)			(4.2)					
	(FY 1999 FOR FY 2004) (MEMO)			(28.8)		(19.2)		(9.5)	
	(FY 2000 FOR FY 2001) (MEMO)					(12.8)		(19.4)	
	(FY 2000 FOR FY 2004) (MEMO)								
	(FY 2000 FOR FY 2005) (MEMO)								
	(FY 2001 FOR FY 2002) (MEMO)								
	(FY 2001 FOR FY 2005) (MEMO)								
<b>SUPPORT EQUIPMENT AND FACILITIES</b>									
3	MISSILE INDUSTRIAL FACILITIES	A		.2		2.2		1.2	U
				310.5		489.2		464.0	
<b>TOTAL BALLISTIC MISSILES</b>									
<b>BUDGET ACTIVITY 02: OTHER MISSILES</b>									
<b>STRATEGIC MISSILES</b>									
4	TOMAHAWK	A	624	439.2					U
5	ESSM	B		12.6		11.6		36	40.0 U
<b>TACTICAL MISSILES</b>									
6	AMRAAM	A	100	50.5	100	46.1	75	38.9	U
7	JSOW	B	328	118.1	454	115.1	636	171.6	U
8	SLAM-ER	A	102	61.6	20	24.7	30	27.9	U
9	STANDARD MISSILE	A	114	212.7	86	198.1	86	170.4	U

UNCLASSIFIED  
 DEPARTMENT OF THE NAVY  
 FY 2001 PROCUREMENT PROGRAM

EXHIBIT P-1

APPROPRIATION: 1507N WEAPONS PROCUREMENT, NAVY

DATE: FEB 2000

MILLIONS OF DOLLARS

LINE NO	ITEM NOMENCLATURE	IDENT CODE	FY 1999		FY 2000		FY 2001		S E C
			QUANTITY	COST	QUANTITY	COST	QUANTITY	COST	
10	RAM	A	95	44.3	90	45.3	23.1	U	
11	HELLFIRE	A			220	19.9		U	
12	PENGUIN	A				10.0		U	
13	AERIAL TARGETS	A		68.9		46.0	58.9	U	
14	DRONES AND DECOYS	A		8.3		10.0		U	
15	OTHER MISSILE SUPPORT	A		15.1		12.7	14.9	U	
<b>MODIFICATION OF MISSILES</b>									
16	SIDEWINDER MODS	A					63	27.5	U
17	HARM MODS	A			292	89.3		U	
18	STANDARD MISSILES MODS	A		44.8		41.8	50.7	U	
<b>SUPPORT EQUIPMENT AND FACILITIES</b>									
19	WEAPONS INDUSTRIAL FACILITIES	A		27.8		27.8	21.3	U	
20	FLEET SATELLITE COMM FOLLOW-ON LESS: ADVANCE PROCUREMENT (PY)	A					(180.3) (-9.8)	U	
							<b>170.5</b>		
21	FLEET SATELLITE COMM FOLLOW-ON ADVANCE PROCUREMENT (CY) (FY 2000 FOR FY 2001) (MEMO)					9.8 (9.8)		U	
<b>ORDNANCE SUPPORT EQUIPMENT</b>									
22	ORDNANCE SUPPORT EQUIPMENT	A		6.2		4.1	2.7	U	
<b>TOTAL OTHER MISSILES</b>				<b>1,110.1</b>		<b>712.3</b>	<b>818.4</b>		
<b>BUDGET ACTIVITY 03: TORPEDOS AND RELATED EQUIPMENT</b>									
<b>TORPEDOS AND RELATED EQUIP.</b>									
23	ASW TARGETS	A		4.1		2.0	3.2	U	

UNCLASSIFIED

UNCLASSIFIED

DEPARTMENT OF THE NAVY  
FY 2001 PROCUREMENT PROGRAM

EXHIBIT P-1

APPROPRIATION: 1507N WEAPONS PROCUREMENT, NAVY

DATE: FEB 2000

MILLIONS OF DOLLARS

LINE NO	ITEM NOMENCLATURE	IDENT CODE	FY 1999		FY 2000		FY 2001		S E C
			QUANTITY	COST	QUANTITY	COST	QUANTITY	COST	
<b>MOD OF TORPEDOS AND RELATED EQUIP</b>									
24	MK-46 TORPEDO MODS	A	*		28.6		7.1	U	
25	MK-48 TORPEDO ADCAP MODS	A	48.9		45.1		38.9	U	
26	QUICKSTRIKE MINE	B					2.0	U	
<b>SUPPORT EQUIPMENT</b>									
27	TORPEDO SUPPORT EQUIPMENT	A	23.9		23.3		23.7	U	
28	ASW RANGE SUPPORT	A	14.4		15.1		15.0	U	
<b>DESTINATION TRANSPORTATION</b>									
29	FIRST DESTINATION TRANSPORTATION	A	2.0		1.7		1.8	U	
<b>TOTAL TORPEDOS AND RELATED EQUIPMENT</b>			-----		-----		-----		
			93.3		115.7		91.7		
<b>BUDGET ACTIVITY 04: OTHER WEAPONS</b>									
<b>GUNS AND GUN MOUNTS</b>									
30	SMALL ARMS AND WEAPONS	A	.9		2.4		.9	U	
<b>MODIFICATION OF GUNS AND GUN MOUNTS</b>									
31	CIWS MODS	A	10.7		3.0		1.0	U	
32	5/54 GUN MOUNT MODS	A	13.9		29.3			U	
33	MK-75 76MM GUN MOUNT MODS	A	1.9		2.0			U	
34	GUN MOUNT MODS	A					4.8	U	
35	MODS UNDER \$2 MILLION	A	1.3		1.3			U	
<b>OTHER</b>									
36	PIONEER	A	19.0					U	
37	CANCELLED ACCOUNT ADJUSTMENTS	A	1.5					U	
<b>TOTAL OTHER WEAPONS</b>			-----		-----		-----		
			49.2		37.9		6.7		

UNCLASSIFIED



UNCLASSIFIED

DEPARTMENT OF THE NAVY  
FY 2001 PROCUREMENT PROGRAM

EXHIBIT P-1

APPROPRIATION: 1507N WEAPONS PROCUREMENT, NAVY

DATE: FEB 2000

MILLIONS OF DOLLARS

LINE NO	ITEM NOMENCLATURE	IDENT CODE	FY 1999		FY 2000		FY 2001		S E C
			QUANTITY	COST	QUANTITY	COST	QUANTITY	COST	
<u>BUDGET ACTIVITY 06: SPARES AND REPAIR PARTS</u>									
<u>SPARES AND REPAIR PARTS</u>									
38	SPARES AND REPAIR PARTS	A	44.8	44.8	46.6	46.6	53.5	53.5	U
<b>TOTAL SPARES AND REPAIR PARTS</b>			44.8	44.8	46.6	46.6	53.5	53.5	
<b>TOTAL WEAPONS PROCUREMENT, NAVY</b>			1,607.8	1,607.8	1,401.8	1,401.8	1,434.3	1,434.3	

UNCLASSIFIED

UNCLASSIFIED

DEPARTMENT OF THE NAVY

FY 2001 PROCUREMENT PROGRAM

SUMMARY  
(\$ IN MILLIONS)

FEB 2000

APPROPRIATION: PROCUREMENT OF AMMO, NAVY & MARINE CORPS

<u>ACTIVITY</u>	<u>FY 1999</u>	<u>FY 2000</u>	<u>FY 2001</u>
01. PROC AMMO, NAVY	287.3	395.7	295.9
02. PROC AMMO, MC	179.9	192.2	133.7
TOTAL PROCUREMENT OF AMMO, NAVY & MARINE C	467.2	587.9	429.6

UNCLASSIFIED

UNCLASSIFIED

DEPARTMENT OF THE NAVY  
FY 2001 PROCUREMENT PROGRAM

EXHIBIT P-1

APPROPRIATION: 1508N PROCUREMENT OF AMMO, NAVY & MARINE CORPS

DATE: FEB 2000

MILLIONS OF DOLLARS

LINE NO	ITEM Nomenclature	IDENT CODE	FY 1999		FY 2000		FY 2001		S E C
			QUANTITY	COST	QUANTITY	COST	QUANTITY	COST	
<u>BUDGET ACTIVITY 01: PROC AMMO, NAVY</u>									
<u>NAVY AMMUNITION</u>									
1	GENERAL PURPOSE BOMBS	A		34.5		87.0		63.2	U
2	JDAM	B	745	37.6	1864	81.2	672	24.4	U
3	2.75 INCH ROCKETS	A		16.6		22.1			U
4	AIRBORNE ROCKETS, ALL TYPES	A						11.5	U
5	MACHINE GUN AMMUNITION	A		8.7		9.1		5.2	U
6	PRACTICE BOMBS	A		51.6		48.9		50.6	U
7	CARRIDGES & CART ACTUATED DEVICES	A		25.7		26.7		26.5	U
8	AIRCRAFT ESCAPE ROCKETS	A		10.3		10.4		10.6	U
9	AIR EXPENDABLE COUNTERMEASURES	A		28.7		47.3		39.3	U
10	MARINE LOCATION MARKERS	A		1.3					U
11	JATOS	A		3.2		3.9		5.0	U
12	5 INCH/54 GUN AMMUNITION	A		21.7		15.7		14.9	U
13	EXTENDED RANGE GUIDED MUNITIONS (ERGM)	B		14.2		3.0		5.7	U
14	CIWS AMMUNITION	A		.7					U
15	76MM GUN AMMUNITION	A		3.7		7.0		8.7	U
16	OTHER SHIP GUN AMMUNITION	A		4.5		5.8		5.2	U
17	SMALL ARMS & LANDING PARTY AMMO	A		7.7		8.0		8.7	U
18	PYROTECHNIC AND DEMOLITION	A		8.9		8.1		6.4	U
19	MINE NEUTRALIZATION DEVICES	A		7.8		9.2		7.3	U
20	CANCELLED ACCOUNT ADJUSTMENTS (87)	A		*					U
21	AMMUNITION LESS THAN \$5 MILLION	A				2.2		1.3	U

UNCLASSIFIED

APPROPRIATION: 1508N PROCUREMENT OF AMMO, NAVY & MARINE CORPS DATE: FEB 2000

MILLIONS OF DOLLARS

LINE NO	ITEM NOMENCLATURE	IDENT CODE	FY 1999		FY 2000		FY 2001		S E C
			QUANTITY	COST	QUANTITY	COST	QUANTITY	COST	
22	CAWCF CLOSURE COSTS	A							1.3 U
TOTAL PROC AMMO, NAVY			287.3		395.7		295.9		
<u>BUDGET ACTIVITY 02: PROC AMMO, MC</u>									
<u>MARINE CORPS AMMUNITION</u>									
23	5.56 MM, ALL TYPES	A	21.9		31.8		23.5		U
24	7.62 MM, ALL TYPES	A	.7		6.2		2.0		U
25	LINEAR CHARGES, ALL TYPES	A	7.3		29.5		40.9		U
26	.50 CALIBER	A	6.2		11.7		7.6		U
27	40 MM, ALL TYPES	A	18.4		6.0		2.0		U
28	60MM, ALL TYPES	A	7.9		16.4		.7		U
29	81MM, ALL TYPES	A	7.9		.1		5.0		U
30	120MM, ALL TYPES	A	17.2		3.1		7.6		U
31	CTG 25MM, ALL TYPES	A	3.3		12.1		3.9		U
32	9 MM ALL TYPES	A	4.1		3.2		2.7		U
33	GRENADAES, ALL TYPES	A	6.8		13.2		8.4		U
34	STINGER SLEP	A			2.0		3.9		U
35	ROCKETS, ALL TYPES	A	39.3		14.3		1.6		U
36	ARTILLERY, ALL TYPES	A	10.0		.2		.3		U
37	DEMOLITION MUNITIONS, ALL TYPES	A	7.5		27.0		9.6		U
38	FUZE, ALL TYPES	A	3.8		2.4		.2		U
39	NON LETHALS	B	1.0		2.0		4.5		U
40	AMMO MODERNIZATION	A	12.0		10.7		6.9		U
41	ITEMS LESS THAN \$5 MILLION	A			.7		1.0		U

UNCLASSIFIED

DEPARTMENT OF THE NAVY  
FY 2001 PROCUREMENT PROGRAM

EXHIBIT P-1

APPROPRIATION: 1508N PROCUREMENT OF AMMO, NAVY & MARINE CORPS

DATE: FEB 2000

MILLIONS OF DOLLARS

LINE NO	ITEM NOMENCLATURE	IDENT CODE	FY 1999		FY 2000		FY 2001		S E C U
			QUANTITY	COST	QUANTITY	COST	QUANTITY	COST	
42	ITEMS LESS THAN \$2 MIL	A		4.7					U
	43 CAMCF CLOSURE COSTS	A					1.3		U
	TOTAL PROC AMMO, MC			179.9		192.2		133.7	
	TOTAL PROCUREMENT OF AMMO, NAVY & MARINE CORPS			467.2		587.9		429.6	

UNCLASSIFIED

UNCLASSIFIED

DEPARTMENT OF THE NAVY

FY 2001 PROCUREMENT PROGRAM

SUMMARY  
(\$ IN MILLIONS)

FEB 2000

APPROPRIATION: SHIPBUILDING & CONVERSION, NAVY

<u>ACTIVITY</u>	<u>FY 1999</u>	<u>FY 2000</u>	<u>FY 2001</u>
02. OTHER WARSHIPS	4,976.7	4,515.6	9,868.3
03. AMPHIBIOUS SHIPS	677.1	1,860.6	1,510.0
05. AUXILIARIES, CRAFT, AND PRIOR-YEAR PROGRAM COSTS	283.1	641.2	918.6
<b>TOTAL SHIPBUILDING &amp; CONVERSION, NAVY</b>	<b>5,937.0</b>	<b>7,017.4</b>	<b>12,296.9</b>

UNCLASSIFIED

UNCLASSIFIED

DEPARTMENT OF THE NAVY  
FY 2001 PROCUREMENT PROGRAM

EXHIBIT P-1

APPROPRIATION: 1611N SHIPBUILDING & CONVERSION, NAVY

DATE: FEB 2000

MILLIONS OF DOLLARS

LINE NO	ITEM NOMENCLATURE	IDENT CODE	FY 1999		FY 2000		FY 2001	
			QUANTITY	COST	QUANTITY	COST	QUANTITY	COST
<b>BUDGET ACTIVITY 02: OTHER WARSHIPS</b>								
<b>OTHER WARSHIPS</b>								
1	CARRIER REPLACEMENT PROGRAM	A					1	(4,974.9) U
	LESS: ADVANCE PROCUREMENT (PY)							(-921.2) U
								<b>4,053.7</b>
2	CARRIER REPLACEMENT PROGRAM							
	ADVANCE PROCUREMENT (CY)		122.9		749.6			21.9 U
	(FY 1999 FOR FY 2001) (MEMO)		(122.9)		(749.6)			(21.9)
	(FY 2000 FOR FY 2001) (MEMO)							
	(FY 2001 FOR FY 2006) (MEMO)							
3	NEW SSN	B					1	(2,019.5) U
	LESS: ADVANCE PROCUREMENT (PY)							(-816.5) U
								<b>1,203.0</b>
4	NEW SSN							
	ADVANCE PROCUREMENT (CY)		503.2		746.6			508.2 U
	(FY 1999 FOR FY 2001) (MEMO)		(503.2)		(145.3)			(79.2)
	(FY 2000 FOR FY 2001) (MEMO)				(601.3)			(429.0)
	(FY 2000 FOR FY 2002) (MEMO)							
	(FY 2001 FOR FY 2002) (MEMO)							
	(FY 2001 FOR FY 2003) (MEMO)							
5	CVN REFUELING OVERHAULS	A						(705.2) U
	LESS: ADVANCE PROCUREMENT (PY)							(-1.8) U
								<b>703.4</b>
6	CVN REFUELING OVERHAULS							
	ADVANCE PROCUREMENT (CY)		260.9		344.7			25.0 U
	(FY 1999 FOR FY 2002) (MEMO)		(260.9)		(1.8)			(342.9)
	(FY 2000 FOR FY 2001) (MEMO)							
	(FY 2000 FOR FY 2002) (MEMO)							
	(FY 2001 FOR FY 2006) (MEMO)							(25.0)
7	SUBMARINE REFUELING OVERHAULS	A					1	210.4 U
8	SUBMARINE REFUELING OVERHAULS							
	ADVANCE PROCUREMENT (CY)							72.3 U
	(FY 2001 FOR FY 2002) (MEMO)							(48.4)
	(FY 2001 FOR FY 2003) (MEMO)							(23.9)

UNCLASSIFIED

DEPARTMENT OF THE NAVY  
FY 2001 PROCUREMENT PROGRAM

EXHIBIT P-1

APPROPRIATION: 161N SHIPBUILDING & CONVERSION, NAVY

DATE: FEB 2000

MILLIONS OF DOLLARS

LINE NO	ITEM NOMENCLATURE	IDENT CODE	FY 1999 QUANTITY	FY 1999 COST	FY 2000 QUANTITY	FY 2000 COST	FY 2001 QUANTITY	FY 2001 COST	S E C
9	DDG-51 (MYP)	A	3	(2,756.1)	3	(2,727.4)	3	(2,795.6)	U
	LESS: ADVANCE PROCUREMENT (PY)			(-120.9)		(-52.7)		(-82.0)	U
				2,635.1		2,674.7		2,713.6	
10	DDG-51 (MYP)			7.4				356.8	U
	ADVANCE PROCUREMENT (CY)			(1.8)				(102.0)	
	(FY 1999 FOR FY 2002) (MEMO)			(5.5)				(102.0)	
	(FY 1999 FOR FY 2003) (MEMO)							(102.0)	
	(FY 2001 FOR FY 2002) (MEMO)							(51.0)	
	(FY 2001 FOR FY 2003) (MEMO)								
	(FY 2001 FOR FY 2004) (MEMO)								
	(FY 2001 FOR FY 2005) (MEMO)								
	TOTAL OTHER WARSHIPS			4,976.7		4,515.6		9,868.3	
<b>BUDGET ACTIVITY 03: AMPHIBIOUS SHIPS</b>									
<b>AMPHIBIOUS SHIPS</b>									
11	LHD-1 AMPHIBIOUS ASSAULT SHIP			44.2		356.2			U
	ADVANCE PROCUREMENT (CY)			(44.2)		(356.2)			
	(FY 1999 FOR FY 2005) (MEMO)								
	(FY 2000 FOR FY 2005) (MEMO)								
12	LPD-17	A	1	(729.0)	2	(1,504.4)	2	(1,489.3)	U
	LESS: ADVANCE PROCUREMENT (PY)			(-96.1)					U
				632.9		1,504.4		1,489.3	
13	LPD-17							20.7	U
	ADVANCE PROCUREMENT (CY)							(2.3)	
	(FY 2001 FOR FY 2002) (MEMO)							(9.2)	
	(FY 2001 FOR FY 2003) (MEMO)							(9.2)	
	(FY 2001 FOR FY 2004) (MEMO)							(9.2)	
	TOTAL AMPHIBIOUS SHIPS			677.1		1,860.6		1,510.0	



UNCLASSIFIED

DEPARTMENT OF THE NAVY  
FY 2001 PROCUREMENT PROGRAM

EXHIBIT P-1

APPROPRIATION: 1611N SHIPBUILDING & CONVERSION, NAVY

DATE: FEB 2000

MILLIONS OF DOLLARS

LINE NO	ITEM NOMENCLATURE	IDENT CODE	FY 1999 QUANTITY	FY 1999 COST	FY 2000 QUANTITY	FY 2000 COST	FY 2001 QUANTITY	FY 2001 COST	S E C
<b>BUDGET ACTIVITY 05: AUXILIARIES, CRAFT, AND PRIOR-YEAR PROGRAM COSTS</b>									
<b>AUXILIARIES, CRAFT AND PRIOR YR PROGRAM COST</b>									
14	OCEANOGRAPHIC SHIPS	A	1	(75.3)					U
	LESS: ADVANCE PROCUREMENT (PY)			(-15.6)					U
				<b>59.7</b>					
15	ADC (X)	A			1	438.8	1	339.0	U
16	LCAC LANDING CRAFT	A		(15.8)		(12.4)			U
	LESS: ADVANCE PROCUREMENT (PY)					(-12.4)			U
				<b>15.8</b>					
17	OUTFITTING	A		84.1		170.7		301.1	U
18	POST DELIVERY	A		121.7					U
19	LCAC SLEEP	A			2	31.7	1	15.6	U
20	COMPLETION OF PY SHIPBUILDING PROGRAMS	A						263.0	U
21	FIRST DESTINATION TRANSPORTATION	A		1.9					U
<b>TOTAL AUXILIARIES, CRAFT, AND PRIOR-YEAR PROGRA</b>				<b>283.1</b>		<b>641.2</b>		<b>918.6</b>	
<b>TOTAL SHIPBUILDING &amp; CONVERSION, NAVY</b>				<b>5,937.0</b>		<b>7,017.4</b>		<b>12,296.9</b>	

UNCLASSIFIED

UNCLASSIFIED

DEPARTMENT OF THE NAVY

FY 2001 PROCUREMENT PROGRAM

SUMMARY  
(\$ IN MILLIONS)

FEB 2000

APPROPRIATION: OTHER PROCUREMENT, NAVY

<u>ACTIVITY</u>	<u>FY 1999</u>	<u>FY 2000</u>	<u>FY 2001</u>
01. SHIPS SUPPORT EQUIPMENT	948.4	910.4	573.5
02. COMMUNICATIONS AND ELECTRONICS EQUIPMENT	1,646.1	1,948.8	1,490.3
03. AVIATION SUPPORT EQUIPMENT	247.1	237.6	204.9
04. ORDNANCE SUPPORT EQUIPMENT	719.1	652.0	498.0
05. CIVIL ENGINEERING SUPPORT EQUIPMENT	54.4	68.7	97.7
06. SUPPLY SUPPORT EQUIPMENT	89.2	140.0	161.8
07. PERSONNEL AND COMMAND SUPPORT EQUIPMENT	98.4	71.0	99.5
08. SPARES AND REPAIR PARTS	243.9	273.2	208.9
<b>TOTAL OTHER PROCUREMENT, NAVY</b>	<b>4,046.7</b>	<b>4,301.5</b>	<b>3,334.6</b>

UNCLASSIFIED

UNCLASSIFIED

DEPARTMENT OF THE NAVY  
FY 2001 PROCUREMENT PROGRAM

EXHIBIT P-1

APPROPRIATION: 1810N OTHER PROCUREMENT, NAVY

DATE: FEB 2000

MILLIONS OF DOLLARS

LINE NO	ITEM NOMENCLATURE	IDENT CODE	FY 1999		FY 2000		FY 2001		S E C
			QUANTITY	COST	QUANTITY	COST	QUANTITY	COST	
<b>BUDGET ACTIVITY 01: SHIPS SUPPORT EQUIPMENT</b>									
<b>SHIP PROPULSION EQUIPMENT</b>									
1	LM-2500 GAS TURBINE	A	8.6		8.3		7.0	U	
2	ALLISON 501K GAS TURBINE	A	6.7		8.3		6.3	U	
3	STEAM PROPULSION IMPROVEMENT	A	.6					U	
4	OTHER PROPULSION EQUIPMENT	A	12.0					U	
<b>GENERATORS</b>									
5	OTHER GENERATORS	A	18.1					U	
<b>PUMPS</b>									
6	OTHER PUMPS	A	1.0					U	
<b>PROPELLERS</b>									
7	SUBMARINE PROPELLERS	A	7.8				3.8	U	
8	OTHER PROPELLERS AND SHAFTS	A	1.1					U	
<b>NAVIGATION EQUIPMENT</b>									
9	OTHER NAVIGATION EQUIPMENT	A	58.7		100.0		33.4	U	
<b>UNDERWAY REPLENISHMENT EQUIPMENT</b>									
10	UNDERWAY REPLENISHMENT EQUIPMENT	A	7.3		15.6		9.1	U	
<b>PERISCOPES</b>									
11	SUB PERISCOPES & IMAGING EQUIP	A	28.5		64.7		19.0	U	
<b>OTHER SHIPBOARD EQUIPMENT</b>									
12	FIREFIGHTING EQUIPMENT	A	11.1		16.9		16.8	U	
13	COMMAND AND CONTROL SWITCHBOARD	A	10.0		14.2		10.5	U	
14	POLLUTION CONTROL EQUIPMENT	B	117.0		114.4		47.8	U	

UNCLASSIFIED

UNCLASSIFIED

DEPARTMENT OF THE NAVY  
FY 2001 PROCUREMENT PROGRAM

EXHIBIT P-1

APPROPRIATION: 1810N OTHER PROCUREMENT, NAVY

DATE: FEB 2000

MILLIONS OF DOLLARS

LINE NO	ITEM NOMENCLATURE	IDENT CODE	FY 1999		FY 2000		FY 2001		S E C	
			QUANTITY	COST	QUANTITY	COST	QUANTITY	COST		
15	SUBMARINE SILENCING EQUIPMENT	A	3.4						U	
16	SUBMARINE SUPPORT EQUIPMENT	A			50.3		11.4		U	
17	SUBMARINE BATTERIES	A	8.3		13.0		12.4		U	
18	SSN21 CLASS SUPPORT EQUIPMENT	A	15.3						U	
19	STRATEGIC PLATFORM SUPPORT EQUIP	A	10.1		21.0		6.2		U	
20	DSSP EQUIPMENT	A	10.3		7.9		5.4		U	
21	LCAC	A			4.0		3.6		U	
22	MINESWEEPING EQUIPMENT	A	.4		19.6		16.6		U	
23	HME ITEMS UNDER \$2 MILLION	A	50.7						U	
24	ITEMS LESS THAN \$5 MILLION	A			127.7		58.9		U	
25	SURFACE IMA	A	4.1				2.0		U	
26	MINI/MICROMINI ELECTRONIC REPAIR	A	.5						U	
27	SUBMARINE LIFE SUPPORT SYSTEM	A			1.3		4.9		U	
<b>REACTOR PLANT EQUIPMENT</b>										
28	REACTOR POWER UNITS	A			226.4				U	
29	REACTOR COMPONENTS	A	210.5		198.0		203.4		U	
<b>OCEAN ENGINEERING</b>										
30	DIVING AND SALVAGE EQUIPMENT	A	5.6		5.5		5.6		U	
31	EOD UNDERWATER EQUIPMENT	B	8.1						U	
<b>SMALL BOATS</b>										
32	STANDARD BOATS	A	1.4		3.1		2.7		U	
<b>TRAINING EQUIPMENT</b>										
33	OTHER SHIPS TRAINING EQUIPMENT	A	1.8		3.8		3.3		U	

UNCLASSIFIED

UNCLASSIFIED

DEPARTMENT OF THE NAVY  
FY 2001 PROCUREMENT PROGRAM

EXHIBIT P-1

APPROPRIATION: 1810N OTHER PROCUREMENT, NAVY

DATE: FEB 2000

MILLIONS OF DOLLARS

LINE NO	ITEM NOMENCLATURE	IDENT CODE	FY 1999		FY 2000		FY 2001		S E C
			QUANTITY	COST	QUANTITY	COST	QUANTITY	COST	
PRODUCTION FACILITIES EQUIPMENT									
34	OPERATING FORCES IPE	A		.7		4.5		2.7	U
OTHER SHIP SUPPORT									
35	NUCLEAR ALTERATIONS	A		94.1		108.3		80.9	U
DRUG INTERDICTION SUPPORT									
36	DRUG INTERDICTION SUPPORT	A		8.3					U
TOTAL SHIPS SUPPORT EQUIPMENT				948.4		910.4		573.5	
<u>BUDGET ACTIVITY 02: COMMUNICATIONS AND ELECTRONICS EQUIPMENT</u>									
SHIP RADARS									
37	AN/SPS-49	A		1.0		2.2			U
38	RADAR SUPPORT	A		28.6		19.9			U
39	TISS	A		3.5		1.7			U
SHIP SONARS									
40	AN/SQQ-89 SURF ASW COMBAT SYSTEM	A		23.2		31.7		14.3	U
41	SSN ACOUSTICS	A		142.7		216.4		106.6	U
42	UNDERSEA WARFARE SUPPORT EQUIPMENT	A				11.5		.8	U
43	SONAR SUPPORT EQUIPMENT	A		8.1		3.0			U
44	SONAR SWITCHES AND TRANSDUCERS	A		12.7		14.0		10.7	U
ASW ELECTRONIC EQUIPMENT									
45	SUBMARINE ACOUSTIC WARFARE SYSTEM	A		7.3		11.1		10.7	U
46	SSTD	A		.8					U
47	ACOUSTIC COMMUNICATIONS	A		.4					U
48	FIXED SURVEILLANCE SYSTEM	A		9.4		16.6		29.9	U

UNCLASSIFIED

UNCLASSIFIED

DEPARTMENT OF THE NAVY  
FY 2001 PROCUREMENT PROGRAM

EXHIBIT P-1

APPROPRIATION: 1810N OTHER PROCUREMENT, NAVY

DATE: FEB 2000

MILLIONS OF DOLLARS

LINE NO	ITEM NOMENCLATURE	IDENT CODE	FY 1999		FY 2000		FY 2001		S E C	
			QUANTITY	COST	QUANTITY	COST	QUANTITY	COST		
49	SURTASS	A	12.5		7.2		5.5	U		
50	ASW OPERATIONS CENTER	A	2.6		4.4		6.2	U		
51	CARRIER ASW MODULE	A	.4					U		
<b>ELECTRONIC WARFARE EQUIPMENT</b>										
52	AN/SLO-32	A	1.5		1.9			U		
53	AN/WLR-1	A	1.8					U		
54	INFORMATION WARFARE SYSTEMS	A	3.4		4.1		3.9	U		
55	C-3 COUNTERMEASURES	A	10.0					U		
<b>RECONNAISSANCE EQUIPMENT</b>										
56	SHIPBOARD IW EXPLOIT	A	40.1		50.9		61.5	U		
57	COMMON HIGH BANDWIDTH DATA LINK	A	55.6		36.8			U		
<b>SUBMARINE SURVEILLANCE EQUIPMENT</b>										
58	AN/MLQ-4	A	2.8					U		
59	SUBMARINE SUPPORT EQUIPMENT PROG	A	3.9		38.2		17.3	U		
<b>OTHER SHIP ELECTRONIC EQUIPMENT</b>										
60	NAVY TACTICAL DATA SYSTEM	A	12.1		22.4			U		
61	COOPERATIVE ENGAGEMENT CAPABILITY	B	81.7		60.2		15.9	U		
62	GCSS-M EQUIPMENT AFLOAT	A	41.1		24.9		37.4	U		
63	NAVAL TACTICAL COMMAND SUPPORT SYSTEM	A	79.2		58.2		46.7	U		
64	ATDLS	A	28.8		19.0		19.2	U		
65	MINESWEEPING SYSTEM REPLACEMENT	A	17.2		19.6		9.0	U		
66	SHALLOW WATER MCM	B	7.3		18.7		16.9	U		
67	NAVSTAR GPS RECEIVERS (SPACE)	A	9.4		8.5		9.6	U		

UNCLASSIFIED

UNCLASSIFIED

DEPARTMENT OF THE NAVY  
FY 2001 PROCUREMENT PROGRAM

EXHIBIT P-1

APPROPRIATION: 1810N OTHER PROCUREMENT, NAVY

DATE: FEB 2000

MILLIONS OF DOLLARS

LINE NO	ITEM NOMENCLATURE	IDENT CODE	FY 1999		FY 2000		FY 2001		S E C
			QUANTITY	COST	QUANTITY	COST	QUANTITY	COST	
68	ARMED FORCES RADIO AND TV	A	15.9		7.7		9.0	U	
69	STRATEGIC PLATFORM SUPPORT EQUIP	A	12.5		24.7		15.4	U	
<b>TRAINING EQUIPMENT</b>									
70	OTHER SPAMAR TRAINING EQUIPMENT	A	1.0		1.0		1.3	U	
71	OTHER TRAINING EQUIPMENT	A	26.8		51.1		21.4	U	
<b>AVIATION ELECTRONIC EQUIPMENT</b>									
72	NATCALS	A	11.6		12.3		4.3	U	
73	SHIPBOARD AIR TRAFFIC CONTROL	B	8.5		7.5		7.9	U	
74	AUTOMATIC CARRIER LANDING SYSTEM	A	10.7		18.5		18.5	U	
75	NATIONAL AIR SPACE SYSTEM	B	7.7		34.9		30.5	U	
76	AIR STATION SUPPORT EQUIPMENT	A	7.2		7.2		6.7	U	
77	MICROWAVE LANDING SYSTEM	A	4.6		5.3		5.1	U	
78	PACSFAC	A	3.7		5.3		4.3	U	
79	ID SYSTEMS	A	17.6		9.2		14.3	U	
80	SURFACE IDENTIFICATION SYSTEMS	A	2.6		.6			U	
81	TAC A/C MISSION PLANNING SYS (TAMPS)	A	23.2		20.7		12.0	U	
<b>OTHER SHORE ELECTRONIC EQUIPMENT</b>									
82	GCCS-M EQUIPMENT ASHORE	A	4.0		9.4			U	
83	OSIS EVOLUTIONARY DEVELOPMENT (OED)	A	.9					U	
84	TADIX-B	A	4.3		18.8		*	U	
85	NAVAL SPACE SURVEILLANCE SYSTEM	A			7.8		2.7	U	
86	GCCS-M EQUIPMENT TACTICAL/MOBILE	A	24.6		14.0			U	
87	COMMON IMAGERY GROUND SURFACE SYSTEMS	A	65.2		41.0		47.0	U	

UNCLASSIFIED

UNCLASSIFIED

DEPARTMENT OF THE NAVY  
FY 2001 PROCUREMENT PROGRAM

EXHIBIT P-1

APPROPRIATION: 1810N OTHER PROCUREMENT, NAVY

DATE: FEB 2000

MILLIONS OF DOLLARS

LINE NO	ITEM NOMENCLATURE	IDENT CODE	FY 1999		FY 2000		FY 2001		S E C	
			QUANTITY	COST	QUANTITY	COST	QUANTITY	COST		
88	RADIAC	A	4.0	4.3	8.3	U				
89	GPETE	A	9.5	7.7	7.4	U				
90	INTEG COMBAT SYSTEM TEST FACILITY	A	6.4	4.3	4.4	U				
91	CALIBRATION STANDARDS	A	1.9			U				
92	EMI CONTROL INSTRUMENTATION	A	7.5	6.5	5.4	U				
93	SHORE ELEC ITEMS UNDER \$2 MILLION	A	10.4			U				
94	ITEMS LESS THAN \$5 MILLION	A		10.9	4.9	U				
<b>SHIPBOARD COMMUNICATIONS</b>										
95	SHIPBOARD TACTICAL COMMUNICATIONS	A	31.9	25.2		U				
96	PORTABLE RADIOS	A	6.4			U				
97	SINGARS	A	27.7			U				
98	SHIP COMMUNICATIONS AUTOMATION	A	109.1	229.2	185.1	U				
99	SHIP COMM ITEMS UNDER \$5 MILLION	A	31.2	30.5		U				
100	INTEGRATED BROADCAST SYSTEM	A	10.2			U				
101	COMMUNICATIONS ITEMS UNDER \$5M	A			30.9	U				
<b>SUBMARINE COMMUNICATIONS</b>										
102	SHORE LF/VLF COMMUNICATIONS	A	13.9	36.2	31.4	U				
103	SUBMARINE COMMUNICATION EQUIPMENT	A	63.7	83.2	78.0	U				
104	ADVANCED VLF RECEIVER	B	16.1			U				
<b>SATELLITE COMMUNICATIONS</b>										
105	SATCOM SHIP TERMINALS (SPACE)	A	140.8	216.5		U				
106	SATELLITE COMMUNICATIONS SYSTEMS	A			252.7	U				
107	SATCOM SHORE TERMINALS (SPACE)	A	65.1	65.3		U				

UNCLASSIFIED



UNCLASSIFIED

DEPARTMENT OF THE NAVY  
FY 2001 PROCUREMENT PROGRAM

EXHIBIT P-1

APPROPRIATION: 1810N OTHER PROCUREMENT, NAVY

DATE: FEB 2000

MILLIONS OF DOLLARS

LINE NO	ITEM NOMENCLATURE	IDENT CODE	FY 1999		FY 2000		FY 2001		S E C
			QUANTITY	COST	QUANTITY	COST	QUANTITY	COST	
<b>SHORE COMMUNICATIONS</b>									
108	JCS COMMUNICATIONS EQUIPMENT	A	3.3		3.7		2.5		U
109	NSIPS	A	5.1		7.0		1.8		U
110	JEDMICS	A	7.0		16.9				U
111	GCCS EQUIPMENT	A	2.5						U
112	NAVAL SHORE COMMUNICATIONS	A		105.8		113.4		176.1	U
<b>CRYPTOGRAPHIC EQUIPMENT</b>									
113	INFO SYSTEMS SECURITY PROGRAM (ISSP)	A		39.2		66.8		46.6	U
<b>CRYPTOLOGIC EQUIPMENT</b>									
114	SPECIAL DCP	A						15.0	U
115	CRYPTOLOGIC COMMUNICATIONS EQUIP	A		20.8		21.0		17.2	U
<b>DRUG INTERDICTION SUPPRT</b>									
116	OTHER DRUG INTERDICTION SUPPRT	A		5.3					U
<b>TOTAL COMMUNICATIONS AND ELECTRONICS EQUIPMENT</b>				<b>1,646.1</b>		<b>1,948.8</b>		<b>1,490.3</b>	
<b>BUDGET ACTIVITY 03: AVIATION SUPPRT EQUIPMENT</b>									
<b>SONOBOYS</b>									
117	AN/SSQ-36 (BT)	A		2.9					U
118	AN/SSQ-53 (DIFAR)	A		28.0					U
119	PASSIVE SONOBOYS (NON-BEAM FORMING)	A				20.8			U
120	AN/SSQ-57 (SPECIAL PURPOSE)	A		2.4					U
121	AN/SSQ-62 (DICASS)	A		24.3		16.6			U
122	AN/SSQ-101 (ADAR)	B		19.4		16.7			U
123	SIGNAL, UNDERWATER SOUND (SUS)	A		1.4					U

UNCLASSIFIED

UNCLASSIFIED

DEPARTMENT OF THE NAVY  
FY 2001 PROCUREMENT PROGRAM

EXHIBIT P-1

APPROPRIATION: 1810N OTHER PROCUREMENT, NAVY

DATE: FEB 2000

MILLIONS OF DOLLARS

LINE NO	ITEM NOMENCLATURE	IDENT CODE	FY 1999		FY 2000		FY 2001		S E C
			QUANTITY	COST	QUANTITY	COST	QUANTITY	COST	
124	SONOBOUYS - ALL TYPES	A							U
125	MISCELLANEOUS SONOBOUYS LESS THAN \$5 M	A				2.2			U
<b>AIRCRAFT SUPPORT EQUIPMENT</b>									
126	WEAPONS RANGE SUPPORT EQUIPMENT	A		22.9		23.0		15.1	U
127	EXPEDITIONARY AIRFIELDS	A		2.4		.1		3.3	U
128	AIRCRAFT REARMING EQUIPMENT	A		12.7		12.4		10.7	U
129	AIRCRAFT LAUNCH & RECOVERY EQUIPMENT	A		37.5		40.4		36.4	U
130	METEOROLOGICAL EQUIPMENT	A		27.9		31.3		30.9	U
131	OTHER PHOTOGRAPHIC EQUIPMENT	A		.6		1.7		1.7	U
132	AVIATION LIFE SUPPORT	A		22.7		36.8		20.4	U
133	AIRBORNE MINE COUNTERMEASURES	A		35.3		31.3		32.1	U
134	REWSON PHOTOGRAPHIC EQUIPMENT	A		.8					U
135	OTHER AVIATION SUPPORT EQUIPMENT	A		5.8		4.2		4.9	U
<b>TOTAL AVIATION SUPPORT EQUIPMENT</b>				<b>247.1</b>		<b>237.6</b>		<b>204.9</b>	
<b>BUDGET ACTIVITY 04: ORDNANCE SUPPORT EQUIPMENT</b>									
<b>SHIP GUN SYSTEM EQUIPMENT</b>									
136	GUN FIRE CONTROL EQUIPMENT	A		31.0		5.8		18.3	U
<b>SHIP MISSILE SYSTEMS EQUIPMENT</b>									
137	MK-92 FIRE CONTROL SYSTEM	A		1.0					U
138	TARTAR SUPPORT EQUIPMENT	A		*					U
139	POINT DEFENSE SUPPORT EQUIPMENT	A		*					U
140	NATO SEASPARROW	A		7.3		.5		21.7	U
141	RAM GMLS	A		63.1		39.1		37.3	U

UNCLASSIFIED

UNCLASSIFIED

DEPARTMENT OF THE NAVY  
FY 2001 PROCUREMENT PROGRAM

EXHIBIT P-1

APPROPRIATION: 1810N OTHER PROCUREMENT, NAVY

DATE: FEB 2000

MILLIONS OF DOLLARS

LINE NO	ITEM NOMENCLATURE	IDENT CODE	FY 1999		FY 2000		FY 2001		S E C
			QUANTITY	COST	QUANTITY	COST	QUANTITY	COST	
142	SHIP SELF DEFENSE SYSTEM	B	38.6	38.6	38.6	9.4	U		
143	AEGIS SUPPORT EQUIPMENT	A	89.4	91.2	91.2	36.8	U		
144	SURFACE TOMAHAWK SUPPORT EQUIPMENT	A	96.7	85.3	85.3	70.6	U		
145	SUBMARINE TOMAHAWK SUPPORT EQUIP	A	3.9	2.1	2.1	2.9	U		
146	VERTICAL LAUNCH SYSTEMS	A	10.3	7.2	7.2	7.0	U		
<b>FBM SUPPORT EQUIPMENT</b>									
147	STRATEGIC PLATFORM SUPPORT EQUIP	A	2.9	9.3	9.3	2.9	U		
148	STRATEGIC MISSILE SYSTEMS EQUIP	A	275.7	238.2	238.2	166.6	U		
149	ANTI-SHIP MISSILE DECOY SYSTEM	A	21.9	32.3	32.3	33.8	U		
<b>ASW SUPPORT EQUIPMENT</b>									
150	SSN COMBAT CONTROL SYSTEMS	A	18.7	35.1	35.1	20.9	U		
151	SUBMARINE ASW SUPPORT EQUIPMENT	A	5.7	3.7	3.7	4.0	U		
152	SURFACE ASW SUPPORT EQUIPMENT	A	4.9	6.1	6.1	6.3	U		
153	ASW RANGE SUPPORT EQUIPMENT	A	4.5	6.4	6.4	6.9	U		
<b>OTHER ORDNANCE SUPPORT EQUIPMENT</b>									
154	EXPLOSIVE ORDNANCE DISPOSAL EQUIP	B	8.8	8.9	8.9	7.5	U		
155	UNMANNED SEABORNE TARGET	A	1.9				U		
156	INDUSTRIAL FACILITIES (CALIBRATION EOU	A	1.0				U		
157	ITEMS LESS THAN \$5 MILLION	A		4.3	4.3	5.6	U		
158	STOCK SURVEILLANCE EQUIPMENT	A	1.4				U		
<b>OTHER EXPENDABLE ORDNANCE</b>									
159	FLEET MINE SUPPORT EQUIPMENT	A	*				U		
160	SURFACE TRAINING DEVICE MODS	A	6.8	10.6	10.6	7.9	U		

UNCLASSIFIED

UNCLASSIFIED

DEPARTMENT OF THE NAVY  
FY 2001 PROCUREMENT PROGRAM

EXHIBIT P-1

APPROPRIATION: 1810N OTHER PROCUREMENT, NAVY

DATE: FEB 2000

MILLIONS OF DOLLARS

LINE NO	ITEM NOMENCLATURE	IDENT CODE	FY 1999		FY 2000		FY 2001		S E C
			QUANTITY	COST	QUANTITY	COST	QUANTITY	COST	
161	SUBMARINE TRAINING DEVICE MODS	A	23.5		27.4		31.6	U	
	TOTAL ORDNANCE SUPPORT EQUIPMENT		719.1		652.0		498.0		
<b>BUDGET ACTIVITY 05: CIVIL ENGINEERING SUPPORT EQUIPMENT</b>									
<b>CIVIL ENGINEERING SUPPORT EQUIPMENT</b>									
162	ARMORED SEDANS	A	1	.2			1	.2	U
163	PASSENGER CARRYING VEHICLES	A	102	3.2	25	.6	3	.1	U
164	SPECIAL PURPOSE VEHICLES	A		4.3					U
165	GENERAL PURPOSE TRUCKS	A		.1		1.6	1.0		U
166	CONSTRUCTION & MAINTENANCE EQUIP	A		1.5		2.7	6.2		U
167	FIRE FIGHTING EQUIPMENT	A		1.6		2.3	2.5		U
168	TACTICAL VEHICLES	B		1.3		9.3	10.5		U
169	AMPHIBIOUS EQUIPMENT	A		19.7		20.5	51.6		U
170	COMBAT CONSTRUCTION SUPPORT EQUIP	A		1.1					U
171	MOBILE UTILITIES SUPPORT EQUIPMENT	A		.4					U
172	OCEAN CONSTRUCTION EQUIPMENT	A		.4					U
173	POLLUTION CONTROL EQUIPMENT	A		20.7		23.9	22.2		U
174	ITEMS UNDER \$5 MILLION	A				7.8	3.4		U
	TOTAL CIVIL ENGINEERING SUPPORT EQUIPMENT			54.4		68.7	97.7		
<b>BUDGET ACTIVITY 06: SUPPLY SUPPORT EQUIPMENT</b>									
<b>SUPPLY SUPPORT EQUIPMENT</b>									
175	MATERIALS HANDLING EQUIPMENT	A		4.7		6.2	7.6		U
176	OTHER SUPPLY SUPPORT EQUIPMENT	A		11.9		6.9	5.2		U
177	FIRST DESTINATION TRANSPORTATION	A		4.4		1.6	4.1		U

UNCLASSIFIED

UNCLASSIFIED

DEPARTMENT OF THE NAVY  
FY 2001 PROCUREMENT PROGRAM

EXHIBIT P-1

APPROPRIATION: 1810N OTHER PROCUREMENT, NAVY

DATE: FEB 2000

MILLIONS OF DOLLARS

LINE NO	ITEM NOMENCLATURE	IDENT CODE	FY 1999 QUANTITY	FY 1999 COST	FY 2000 QUANTITY	FY 2000 COST	FY 2001 QUANTITY	FY 2001 COST	S E C
178	SPECIAL PURPOSE SUPPLY SYSTEMS	A	68.3		125.2		144.9		U
	TOTAL SUPPLY SUPPORT EQUIPMENT		89.2		140.0		161.8		
<u>BUDGET ACTIVITY 07: PERSONNEL AND COMMAND SUPPORT EQUIPMENT</u>									
TRAINING DEVICES									
179	TRAINING SUPPORT EQUIPMENT	A	5.1		3.1		1.6		U
<u>COMMAND SUPPORT EQUIPMENT</u>									
180	COMMAND SUPPORT EQUIPMENT	A	28.2		14.9		15.6		U
181	EDUCATION SUPPORT EQUIPMENT	A	2.3		2.3		2.1		U
182	MEDICAL SUPPORT EQUIPMENT	A	1.3		5.0		7.4		U
183	INTELLIGENCE SUPPORT EQUIPMENT	A	23.0		19.3		16.0		U
184	OPERATING FORCES SUPPORT EQUIPMENT	A	9.6		5.8		25.0		U
185	ENVIRONMENTAL SUPPORT EQUIPMENT	A	16.5		18.3		22.2		U
186	PHYSICAL SECURITY EQUIPMENT	A			2.3		9.6		U
OTHER									
187	CANCELLED ACCOUNT ADJUSTMENTS	A	12.4						U
	TOTAL PERSONNEL AND COMMAND SUPPORT EQUIPMENT		98.4		71.0		99.5		
<u>BUDGET ACTIVITY 08: SPARES AND REPAIR PARTS</u>									
SPARES AND REPAIR PARTS									
188	SPARES AND REPAIR PARTS	A	243.9		273.2		208.9		U
	TOTAL SPARES AND REPAIR PARTS		243.9		273.2		208.9		
	TOTAL OTHER PROCUREMENT, NAVY		4,046.7		4,301.5		3,334.6		

UNCLASSIFIED

UNCLASSIFIED

DEPARTMENT OF THE NAVY

FY 2001 PROCUREMENT PROGRAM

SUMMARY  
(\$ IN MILLIONS)

FEB 2000

APPROPRIATION: PROCUREMENT, MARINE CORPS

<u>ACTIVITY</u>	<u>FY 1999</u>	<u>FY 2000</u>	<u>FY 2001</u>
02. WEAPONS AND COMBAT VEHICLES	103.7	172.6	176.6
03. GUIDED MISSILES AND EQUIPMENT	86.8	96.4	87.6
04. COMMUNICATIONS AND ELECTRONICS EQUIPMENT	395.5	544.9	272.3
05. SUPPORT VEHICLES	166.6	282.7	487.5
06. ENGINEER AND OTHER EQUIPMENT	78.2	166.4	122.6
07. SPARES AND REPAIR PARTS	26.7	31.2	25.4
<b>TOTAL PROCUREMENT, MARINE CORPS</b>	<b>857.5</b>	<b>1,294.2</b>	<b>1,171.9</b>

UNCLASSIFIED

UNCLASSIFIED

DEPARTMENT OF THE NAVY  
FY 2001 PROCUREMENT PROGRAM

EXHIBIT P-1

APPROPRIATION: 1109N PROCUREMENT, MARINE CORPS

DATE: FEB 2000

MILLIONS OF DOLLARS

LINE NO	ITEM NOMENCLATURE	IDENT CODE	FY 1999 QUANTITY	FY 1999 COST	FY 2000 QUANTITY	FY 2000 COST	FY 2001 QUANTITY	FY 2001 COST	S	E	C
<b>BUDGET ACTIVITY 02: WEAPONS AND COMBAT VEHICLES</b>											
<b>TRACKED COMBAT VEHICLES</b>											
1	AAV7A1 PIP	A	170	89.6	170	80.1	170	83.4	U		
2	RAPID ACQUISITION PROGRAM	A						4.9	U		
3	LAV PIP	A		1.4		1.7		1.7	U		
4	IMPROVED RECOVERY VEHICLE (IRV)	A					16	42.6	U		
5	MODIFICATION KITS (TRKD VEH)	A		7.7		82.8		20.8	U		
6	ITEMS UNDER \$2M (TRKD VEH)	A		.1					U		
<b>ARTILLERY AND OTHER WEAPONS</b>											
7	MOD KITS (ARTILLERY)	B		2.8		3.3		3.9	U		
8	ITEMS UNDER \$2M (ALL OTHER)	B		.1					U		
9	MARINE ENHANCEMENT PROGRAM	B		2.1		2.9		6.4	U		
10	WEAPONS AND COMBAT VEHICLES UNDER \$5 M	A				.3		.4	U		
<b>WEAPONS</b>											
11	155MM LIGHTWEIGHT TOWED HOWITZER	B						11.1	U		
<b>OTHER SUPPORT</b>											
12	OPERATIONS OTHER THAN WAR	A				1.5		1.3	U		
<b>TOTAL WEAPONS AND COMBAT VEHICLES</b>				<b>103.7</b>		<b>172.6</b>		<b>176.6</b>			
<b>BUDGET ACTIVITY 03: GUIDED MISSILES AND EQUIPMENT</b>											
<b>GUIDED MISSILES</b>											
13	EADS MOD	A		1.0					U		
14	JAVELIN (MYP)	A	741	(90.7)	998	(92.7)	293	(29.1)	U		
LESS: ADVANCE PROCUREMENT (PY)				(-8.0)					U		
				<b>82.7</b>		<b>92.7</b>		<b>29.1</b>			

UNCLASSIFIED

UNCLASSIFIED

DEPARTMENT OF THE NAVY  
FY 2001 PROCUREMENT PROGRAM

EXHIBIT P-1

APPROPRIATION: 1109N PROCUREMENT, MARINE CORPS

DATE: FEB 2000

MILLIONS OF DOLLARS

LINE NO	ITEM NOMENCLATURE	IDENT CODE	FY 1999		FY 2000		FY 2001		S E C
			QUANTITY	COST	QUANTITY	COST	QUANTITY	COST	
15	PEDESTAL MOUNTED STINGER (PMS)	A	3.2				10.6	U	
16	ITEMS UNDER \$5 MILLION	A			3.7		.9	U	
17	PREDATOR (SRAW)	A				698	43.4	U	
OTHER SUPPORT									
18	MODIFICATION KITS	A					3.6	U	
TOTAL GUIDED MISSILES AND EQUIPMENT				86.8		96.4		87.6	
<u>BUDGET ACTIVITY 04: COMMUNICATIONS AND ELECTRONICS EQUIPMENT</u>									
REPAIR AND TEST EQUIPMENT									
19	AUTO TEST EQUIP SYS	B	29.2		28.9		4.7	U	
20	GENERAL PURPOSE ELECTRONIC TEST EQUIP.	A	9.1		10.6		8.2	U	
INTELL/COMM EQUIPMENT (NON-TEL)									
21	AN/TPQ-36 FIRE FINDER RADAR UPGRADE	A	.6					U	
22	INTELLIGENCE SUPPORT EQUIPMENT	B	10.1		19.0		12.0	U	
23	MOD KITS (INTEL)	A	5.2		18.4		5.0	U	
24	ITEMS UNDER \$5 MILLION (INTELL)	A			2.1		.4	U	
25	ITEMS LESS THAN \$2M (INTELL)	A	3.1					U	
REPAIR AND TEST EQUIPMENT (NON-TEL)									
26	GENERAL PURPOSE MECHANICAL TMDE	A	4.5		4.7		4.7	U	
OTHER COMM/ELEC EQUIPMENT (NON-TEL)									
27	NIGHT VISION EQUIPMENT	B	23.6		17.4		14.4	U	
OTHER SUPPORT (NON-TEL)									
28	ITEMS UNDER \$5 MILLION (COMM & ELEC)	A			11.1		8.3	U	
29	COMMON COMPUTER RESOURCES	A			104.1		80.7	U	

UNCLASSIFIED



UNCLASSIFIED

DEPARTMENT OF THE NAVY  
FY 2001 PROCUREMENT PROGRAM

EXHIBIT P-1

APPROPRIATION: 1109N PROCUREMENT, MARINE CORPS

DATE: FEB 2000

MILLIONS OF DOLLARS

LINE NO	ITEM NOMENCLATURE	IDENT CODE	FY 1999		FY 2000		FY 2001		S E C
			QUANTITY	COST	QUANTITY	COST	QUANTITY	COST	
30	COMMAND POST SYSTEMS	A	24.1	24.1	4.4	4.4	9.5	9.5	U
31	MANEUVER C2 SYSTEMS	B	9.5	9.5	6.8	6.8			U
32	RADIO SYSTEMS	B	45.9	45.9	96.2	96.2	3.1	3.1	U
33	COMM SWITCHING & CONTROL SYSTEMS	B	62.0	62.0	62.0	62.0	3.2	3.2	U
34	COMM & ELEC INFRASTRUCTURE SUPPORT	A	114.2	114.2	123.5	123.5	80.6	80.6	U
35	MOD KITS MAGTF C41	B	33.1	33.1	18.5	18.5	7.5	7.5	U
36	ITEMS < \$2M MAGTF C41	A	8.6	8.6					U
37	ITEMS < \$2M (OTHER)	A	4.8	4.8					U
38	AIR OPERATIONS C2 SYSTEMS	A	7.8	7.8	4.1	4.1	3.2	3.2	U
39	INTELLIGENCE C2 SYSTEMS	A	8.2	8.2	8.2	8.2	14.7	14.7	U
40	FIRE SUPPORT SYSTEM	A			5.0	5.0	12.3	12.3	U
	<b>TOTAL COMMUNICATIONS AND ELECTRONICS EQUIPMENT</b>			<b>395.5</b>		<b>544.9</b>		<b>272.3</b>	
	<b>BUDGET ACTIVITY 05: SUPPORT VEHICLES</b>								
	<b>ADMINISTRATIVE VEHICLES</b>								
41	COMMERCIAL PASSENGER VEHICLES	A	31	.9	43	1.3	33	1.4	U
42	COMMERCIAL CARGO VEHICLES	A		17.8		8.8		23.4	U
	<b>TACTICAL VEHICLES</b>								
43	5/4T TRUCK HMMV (MYP)	A	15	2.2	1918	124.4	1859	124.4	U
44	MEDIUM TACTICAL VEHICLE REPLACEMENT (M)	B	240	69.5	788	138.3	2027	325.6	U
45	LT TACTICAL VEHICLE REPLACEMENT (LTVR)	A	1122	68.8					U
46	LOGISTICS VEHICLE SYSTEM REP	A		3.8					U
	<b>OTHER SUPPORT</b>								
47	ITEMS LESS THAN \$2 MIL	A		3.6					U

UNCLASSIFIED

UNCLASSIFIED

DEPARTMENT OF THE NAVY  
FY 2001 PROCUREMENT PROGRAM

EXHIBIT P-1

APPROPRIATION: 1109N PROCUREMENT, MARINE CORPS

DATE: FEB 2000

MILLIONS OF DOLLARS

LINE NO	ITEM NOMENCLATURE	IDENT CODE	FY 1999		FY 2000		FY 2001	
			QUANTITY	COST	QUANTITY	COST	QUANTITY	COST
48	ITEMS LESS THAN \$5 MILLION	A		9.9		12.7	U	
	TOTAL SUPPORT VEHICLES		166.6		282.7	487.5		
<b>BUDGET ACTIVITY 06: ENGINEER AND OTHER EQUIPMENT</b>								
<b>ENGINEER AND OTHER EQUIPMENT</b>								
49	ENVIRONMENTAL CONTROL EQUIP ASSORT	A	3.0		3.6	3.8	U	
50	BULK LIQUID EQUIPMENT	A			3.2	2.7	U	
51	TACTICAL FUEL SYSTEMS	A			9.7	7.7	U	
52	DEMOLITION SUPPORT SYSTEMS	A	2.9		3.4	.7	U	
53	POWER EQUIPMENT ASSORTED	A	9.0		10.8	9.3	U	
54	SHOP EQ CONTACT MAINTENANCE (SECM)	A	8.4		3.3		U	
55	CANCELLED ACCOUNT ADJUSTMENT (M)	A	8.2				U	
<b>MATERIALS HANDLING EQUIPMENT</b>								
56	COMMAND SUPPORT EQUIPMENT	A	4.9		2.0		U	
57	AMPHIBIOUS RAID EQUIPMENT	A	2.8				U	
58	PHYSICAL SECURITY EQUIPMENT	A	1.9		5.6	5.3	U	
59	GARRISON MOBILE ENGR EQUIP	A	5.5		6.9	5.7	U	
60	WAREHOUSE MODERNIZATION	A	1.5				U	
61	MATERIAL HANDLING EQUIP	A	11.9		66.0	36.3	U	
62	FIRST DESTINATION TRANSPORTATION	A	3.1		4.1	5.8	U	
<b>GENERAL PROPERTY</b>								
63	FIELD MEDICAL EQUIPMENT	A	2.2		7.9	1.9	U	
64	TRAINING DEVICES	B	3.3		13.8	30.8	U	
65	CONTAINER FAMILY	A	6.4		5.7	6.9	U	

UNCLASSIFIED

UNCLASSIFIED

DEPARTMENT OF THE NAVY  
FY 2001 PROCUREMENT PROGRAM

EXHIBIT P-1

APPROPRIATION: 1109N PROCUREMENT, MARINE CORPS

DATE: FEB 2000

MILLIONS OF DOLLARS

LINE NO	ITEM NOMENCLATURE	IDENT CODE	FY 1999		FY 2000		FY 2001		S E C
			QUANTITY	COST	QUANTITY	COST	QUANTITY	COST	
OTHER SUPPORT									
66	MODIFICATION KITS	A	1.3		1.0				U
67	ITEMS LESS THAN \$2 MIL	A	2.0						U
68	ITEMS LESS THAN \$5 MILLION	A			12.0				U
69	CANCELLED ACCOUNT ADJUSTMENT (M)	A			7.5				U
TOTAL ENGINEER AND OTHER EQUIPMENT				78.2		166.4			122.6
<u>BUDGET ACTIVITY 07: SPARES AND REPAIR PARTS</u>									
<u>SPARES AND REPAIR PARTS</u>									
70	SPARES AND REPAIR PARTS	A	26.7		31.2				25.4 U
TOTAL SPARES AND REPAIR PARTS				26.7		31.2			25.4
TOTAL PROCUREMENT, MARINE CORPS				857.5		1,294.2			1,171.9

UNCLASSIFIED

UNCLASSIFIED

DEPARTMENT OF THE AIR FORCE  
FY 2001 PROCUREMENT PROGRAM

SUMMARY  
(\$ IN MILLIONS)

FEB 2000

<u>APPROPRIATION</u>	<u>FY 1999</u>	<u>FY 2000</u>	<u>FY 2001</u>
AIRCRAFT PROCUREMENT, AIR FORCE	8,235.2	8,606.5	9,539.6
PROCUREMENT OF AMMUNITION, AIR FORCE	411.4	583.8	638.8
MISSILE PROCUREMENT, AIR FORCE	2,091.4	2,200.1	3,061.7
OTHER PROCUREMENT, AIR FORCE	7,470.6	7,221.4	7,699.1
<b>TOTAL DEPARTMENT OF THE AIR FORCE</b>	<b>18,208.7</b>	<b>18,611.7</b>	<b>20,939.3</b>

UNCLASSIFIED  
 DEPARTMENT OF THE AIR FORCE  
 FY 2001 PROCUREMENT PROGRAM  
 SUMMARY  
 (\$ IN MILLIONS)

FEB 2000

**APPROPRIATION: AIRCRAFT PROCUREMENT, AIR FORCE**

<u>ACTIVITY</u>	<u>FY 1999</u>	<u>FY 2000</u>	<u>FY 2001</u>
01. COMBAT AIRCRAFT	806.2	834.2	2,546.1
02. AIRLIFT AIRCRAFT	3,067.5	3,488.3	3,099.0
03. TRAINER AIRCRAFT	108.2	111.4	113.8
04. OTHER AIRCRAFT	982.3	555.1	703.5
05. MODIFICATION OF INSERVICE AIRCRAFT	1,774.2	2,182.3	1,875.4
06. AIRCRAFT SPARES AND REPAIR PARTS	512.9	441.2	356.9
07. AIRCRAFT SUPPORT EQUIPMENT AND FACILITIES	983.9	993.9	844.9
<b>TOTAL AIRCRAFT PROCUREMENT, AIR FORCE</b>	<b>8,235.2</b>	<b>8,606.5</b>	<b>9,539.6</b>

UNCLASSIFIED  
 DEPARTMENT OF THE AIR FORCE  
 FY 2001 PROCUREMENT PROGRAM

EXHIBIT P-1

APPROPRIATION: 3010F AIRCRAFT PROCUREMENT, AIR FORCE

DATE: FEB 2000

MILLIONS OF DOLLARS

LINE NO	ITEM NOMENCLATURE	IDENT CODE	FY 1999 QUANTITY	FY 1999 COST	FY 2000 QUANTITY	FY 2000 COST	FY 2001 QUANTITY	FY 2001 COST	S E C
<b>BUDGET ACTIVITY 01: COMBAT AIRCRAFT</b>									
<b>FACTICAL FORCES</b>									
1	F-22 RAPTOR	A	2	(644.3)	10	(2,428.6)	U		
	LESS: ADVANCE PROCUREMENT (PY)			(-71.5)		(-198.7)		(-278.8)	U
				572.8		3.4		2,149.9	
2	F-22 RAPTOR								
	ADVANCE PROCUREMENT (CY)			197.2		277.1		396.2	U
	(FY 1999 FOR FY 2000) (MEMO)			(197.2)		(277.1)		(396.2)	
	(FY 2000 FOR FY 2001) (MEMO)								
	(FY 2001 FOR FY 2002) (MEMO)								
3	F-15A	A		(11.0)	5	(267.3)	U		
	LESS: ADVANCE PROCUREMENT (PY)			(-11.0)		(-11.0)		(-24.3)	U
						267.3			
4	F-15A								
	ADVANCE PROCUREMENT (CY)					24.3			U
	(FY 2000 FOR FY 2001) (MEMO)					(24.3)			
5	F-16 C/D (MYP)	A	1	(26.6)	10	(238.9)	U		
	LESS: ADVANCE PROCUREMENT (PY)			(26.6)		(238.9)		(-23.3)	U
						238.9			
6	F-16 C/D (MYP)								
	ADVANCE PROCUREMENT (CY)			9.6		23.3			U
	(FY 1999 FOR FY 2000) (MEMO)			(9.6)		(23.3)			
	(FY 2000 FOR FY 2001) (MEMO)								
	<b>TOTAL COMBAT AIRCRAFT</b>			806.2		834.2		2,546.1	

UNCLASSIFIED

DEPARTMENT OF THE AIR FORCE  
FY 2001 PROCUREMENT PROGRAM

EXHIBIT P-1

APPROPRIATION: 3010F AIRCRAFT PROCUREMENT, AIR FORCE

DATE: FEB 2000

MILLIONS OF DOLLARS

LINE NO	ITEM NOMENCLATURE	IDENT CODE	FY 1999		FY 2000		FY 2001		S E C
			QUANTITY	COST	QUANTITY	COST	QUANTITY	COST	
<b>BUDGET ACTIVITY 02: AIRLIFT AIRCRAFT</b>									
<b>TACTICAL AIRLIFT</b>									
7	C-17 (MYP)	B	13	(2,897.6)	15	(3,030.5)	12	(2,555.2)	U
	LESS: ADVANCE PROCUREMENT (PY)			(-327.2)		(-359.5)		(-343.3)	U
				<b>2,570.4</b>		<b>2,671.0</b>		<b>2,211.9</b>	
8	C-17 (MYP)								
	ADVANCE PROCUREMENT (CY)			302.6	287.3	266.8			U
	(FY 1999 FOR FY 2000) (MEMO)			(302.6)					
	(FY 2000 FOR FY 2001) (MEMO)				(287.3)				
	(FY 2001 FOR FY 2002) (MEMO)					(266.8)			
9	C-17 ICS	B			396.6		412.2		U
<b>OTHER AIRLIFT</b>									
10	WC-130	A	1	74.5					U
11	EC-130J	A	1	83.9	1	87.1			U
12	C-130H	A		7.0					U
13	C-130J	A		29.1		46.4	2	208.1	U
	<b>TOTAL AIRLIFT AIRCRAFT</b>			<b>3,067.5</b>		<b>3,488.3</b>		<b>3,099.0</b>	
<b>BUDGET ACTIVITY 03: TRAINER AIRCRAFT</b>									
<b>OPERATIONAL TRAINERS</b>									
14	JPATS	A	22	108.2	29	111.4	27	113.8	U
	<b>TOTAL TRAINER AIRCRAFT</b>			<b>108.2</b>		<b>111.4</b>		<b>113.8</b>	

UNCLASSIFIED

UNCLASSIFIED  
 DEPARTMENT OF THE AIR FORCE  
 FY 2001 PROCUREMENT PROGRAM

EXHIBIT P-1

APPROPRIATION: 3010F AIRCRAFT PROCUREMENT, AIR FORCE

DATE: FEB 2000

MILLIONS OF DOLLARS

LINE NO	ITEM NOMENCLATURE	IDENT CODE	FY 1999 QUANTITY	FY 1999 COST	FY 2000 QUANTITY	FY 2000 COST	FY 2001 QUANTITY	FY 2001 COST	S E C
<b>BUDGET ACTIVITY 04: OTHER AIRCRAFT</b>									
<b>HELICOPTERS</b>									
15	V-22 OSPREY	A		(22.0)		(21.8)	4	(355.7)	U
	LESS: ADVANCE PROCUREMENT (PY)							(-19.9)	U
				<u>22.0</u>		<u>21.8</u>		<u>335.8</u>	
16	V-22 OSPREY							19.9	U
	ADVANCE PROCUREMENT (CY)							(19.9)	
	(FY 2000 FOR FY 2001) (MEMO)								
	(FY 2001 FOR FY 2002) (MEMO)								
								<u>27.2</u>	
								(27.2)	
<b>MISSION SUPPORT AIRCRAFT</b>									
17	SMALL VCX	A	4	159.8					U
18	C-32A	A	2	158.9					U
19	C-32B FESST/DEST AIRCRAFT	A			1	73.0			U
20	CIVIL AIR PATROL A/C	A	27	3.0	27	2.5	27	2.5	U
21	OPERATIONAL SUPPORT AIRCRAFT	A			1	61.8			U
<b>OTHER AIRCRAFT</b>									
22	TARGET DRONES	A				31.3		32.9	U
23	E-8C	A	2	(491.3)	1	(265.0)	1	(296.3)	U
	LESS: ADVANCE PROCUREMENT (PY)			(-18.0)		(-38.7)		(-35.7)	U
				<u>473.3</u>		<u>226.3</u>		<u>260.6</u>	
24	E-8C							35.6	U
	ADVANCE PROCUREMENT (CY)							(35.6)	
	(FY 1999 FOR FY 2000) (MEMO)								
	(FY 2000 FOR FY 2001) (MEMO)							(35.7)	
25	E-8C ICS	A						25.6	U
26	HAEUAV	A						22.4	U

UNCLASSIFIED



UNCLASSIFIED

DEPARTMENT OF THE AIR FORCE  
FY 2001 PROCUREMENT PROGRAM

EXHIBIT P-1

APPROPRIATION: 3010F AIRCRAFT PROCUREMENT, AIR FORCE

DATE: FEB 2000

MILLIONS OF DOLLARS

LINE NO	ITEM NOMENCLATURE	IDENT CODE	FY 1999		FY 2000		FY 2001		S E C
			QUANTITY	COST	QUANTITY	COST	QUANTITY	COST	
27	PREDATOR UAV	A	7	129.8	7	57.1	7	22.1	U
TOTAL OTHER AIRCRAFT				982.3		555.1		703.5	
<b>BUDGET ACTIVITY 05: MODIFICATION OF INSERVICE AIRCRAFT</b>									
<b>STRATEGIC AIRCRAFT</b>									
28	B-2A	A		14.3		19.8		21.7	U
29	B-1B	A		82.9		125.5		48.8	U
30	B-52	A		47.5		24.6		8.4	U
31	F-117	A		28.5		37.2		32.0	U
<b>TACTICAL AIRCRAFT</b>									
32	A-10	A		28.3		27.1		33.9	U
33	F-15	A		233.8		308.9		258.2	U
34	F-16	A		256.4		283.1		248.8	U
35	T/AT-37	A		.1		.1		.1	U
<b>AIRLIFT AIRCRAFT</b>									
36	C-5	A		82.6		77.6		95.4	U
37	C-9	A		14.2		15.1		3.3	U
38	C-17A	A		51.3		95.0		97.1	U
39	C-21	A		47.2		9.3		1.9	U
40	C-22	A		.2		.2			U
41	C-32A	A				.5		23.6	U
42	C-37A	A				.4		.4	U
43	C-141	A		32.8		10.8		.7	U

UNCLASSIFIED

UNCLASSIFIED

DEPARTMENT OF THE AIR FORCE  
FY 2001 PROCUREMENT PROGRAM

EXHIBIT P-1

APPROPRIATION: 3010F AIRCRAFT PROCUREMENT, AIR FORCE

DATE: FEB 2000

MILLIONS OF DOLLARS

LINE NO	ITEM NOMENCLATURE	IDENT CODE	FY 1999		FY 2000		FY 2001		S E C
			QUANTITY	COST	QUANTITY	COST	QUANTITY	COST	
TRAINER AIRCRAFT									
44	T-1	A	7.5		*				U
45	T-3 (EFS) AIRCRAFT	A	.1		2.2		1.9		U
46	T-38	A	25.1		44.0		120.5		U
47	T-41 AIRCRAFT	A	.1		.1		.1		U
48	T-43	A	5.7		.7		4.9		U
OTHER AIRCRAFT									
49	KC-10A (ATCA)	A	38.3		38.6		55.4		U
50	C-12	A	2.8		6.3		1.5		U
51	C-18	A	.4		.3		.3		U
52	C-20 MODS	A	6.5		5.4		5.2		U
53	VC-25A MOD	A	7.3		9.1		.1		U
54	C-130	A	116.0		167.0		91.5		U
55	C-135	A	290.4		446.6		328.2		U
56	DARP	A	137.2		234.4		165.5		U
57	E-3	A	112.8		104.3		88.7		U
58	E-4	A	11.0		15.0		31.6		U
59	E-8	A	43.5		28.3		33.4		U
60	H-1	A	1.8		.3		3.5		U
61	H-60	A	21.2		15.2		23.6		U
62 OTHER AIRCRAFT									
		A	15.9		20.1		28.2		U
63 PREDATOR MODS									
		A	3.4						U

UNCLASSIFIED

UNCLASSIFIED

DEPARTMENT OF THE AIR FORCE  
FY 2001 PROCUREMENT PROGRAM

EXHIBIT P-1

APPROPRIATION: 3010F AIRCRAFT PROCUREMENT, AIR FORCE

DATE: FEB 2000

MILLIONS OF DOLLARS

LINE NO	ITEM NOMENCLATURE	IDENT CODE	FY 1999		FY 2000		FY 2001		S E C
			QUANTITY	COST	QUANTITY	COST	QUANTITY	COST	
OTHER MODIFICATIONS									
64	CLASSIFIED PROJECTS	A	7.2		9.3		16.7	U	
TOTAL MODIFICATION OF INSERVICE AIRCRAFT			1,774.2		2,182.3		1,875.4		
<u>BUDGET ACTIVITY 06: AIRCRAFT SPARES AND REPAIR PARTS</u>									
AIRCRAFT SPARES + REPAIR PARTS									
65	SPARES AND REPAIR PARTS	A	512.9		441.2		356.9	U	
TOTAL AIRCRAFT SPARES AND REPAIR PARTS			512.9		441.2		356.9		
<u>BUDGET ACTIVITY 07: AIRCRAFT SUPPORT EQUIPMENT AND FACILITIES</u>									
COMMON SUPPORT EQUIPMENT									
66	AIRCRAFT SUPPORT EQ & FACILITIES	A	156.1		175.4		177.9	U	
POST PRODUCTION SUPPORT									
67	A-10	A	11.0		8.1			U	
68	B-2A	A	243.4		65.9		18.6	U	
69	B-2B	A			46.5		42.7	U	
70	C-5	A	27.7					U	
71	C-130	A					1.4	U	
72	E-4	A					1.5	U	
73	F-15 POST PRODUCTION SUPPORT	A	6.9		7.2		7.3	U	
74	F-16 POST PRODUCTION SUPPORT	A	36.6		43.9		25.5	U	
INDUSTRIAL PREPAREDNESS									
75	INDUSTRIAL PREPAREDNESS	A	18.5		24.3		25.4	U	
WAR CONSUMABLES									
76	WAR CONSUMABLES	A	74.6		112.3		43.0	U	

UNCLASSIFIED

UNCLASSIFIED

DEPARTMENT OF THE AIR FORCE  
FY 2001 PROCUREMENT PROGRAM

EXHIBIT P-1

APPROPRIATION: 3010F AIRCRAFT PROCUREMENT, AIR FORCE

DATE: FEB 2000

MILLIONS OF DOLLARS

LINE NO	ITEM NOMENCLATURE	IDENT CODE	FY 1999		FY 2000		FY 2001		S E C
			QUANTITY	COST	QUANTITY	COST	QUANTITY	COST	
OTHER PRODUCTION CHARGES									
77	MISC PRODUCTION CHARGES	A	249.7		370.8		398.5	U	
COMMON ECM EQUIPMENT									
78	COMMON ECM EQUIPMENT	A	11.7		11.7		4.8	U	
OTHER PRODUCTION CHARGES - SOF									
79	CANCELLED ACCOUNT BY ADJUSTMENTS	A		7.8				U	
DARP									
80	DARP		140.0		128.0		98.4	U	
TOTAL AIRCRAFT SUPPORT EQUIPMENT AND FACILITIES			983.9		993.9		844.9		
TOTAL AIRCRAFT PROCUREMENT, AIR FORCE			8,235.2		8,606.5		9,539.6		

UNCLASSIFIED

UNCLASSIFIED

DEPARTMENT OF THE AIR FORCE  
FY 2001 PROCUREMENT PROGRAM

SUMMARY  
(\$ IN MILLIONS)

FEB 2000

APPROPRIATION: PROCUREMENT OF AMMUNITION, AIR FORCE

<u>ACTIVITY</u>	<u>FY 1999</u>	<u>FY 2000</u>	<u>FY 2001</u>
01. PROCUREMENT OF AMMO, AIR FORCE	405.9	580.4	634.7
02. WEAPONS	5.5	3.4	4.1
TOTAL PROCUREMENT OF AMMUNITION, AIR FORCE	411.4	583.8	638.8

UNCLASSIFIED

UNCLASSIFIED

DEPARTMENT OF THE AIR FORCE  
FY 2001 PROCUREMENT PROGRAM

EXHIBIT P-1

APPROPRIATION: 3011F PROCUREMENT OF AMMUNITION, AIR FORCE

DATE: FEB 2000

MILLIONS OF DOLLARS

LINE NO	ITEM NOMENCLATURE	IDENT CODE	FY 1999 QUANTITY	FY 1999 COST	FY 2000 QUANTITY	FY 2000 COST	FY 2001 QUANTITY	FY 2001 COST	S E C
<b>BUDGET ACTIVITY 01: PROCUREMENT OF AMMO, AIR FORCE</b>									
<b>ROCKETS</b>									
1	ROCKETS	A							
2	2.75 INCH ROCKET MOTOR	A	3.4						U
3	2.75 IN ROCKET, FLARE IR	A	2.7						U
4	ITEMS LESS THAN \$5,000,000	A	2.0						U
<b>CARTRIDGES</b>									
5	CARTRIDGES	A			69.1		70.1		U
6	5.56 MM	A	5.4						U
7	30 MM TRAINING	A	5.4						U
8	CARTRIDGE CHAF RR-180	A	11.3						U
9	CARTRIDGE CHAF RR-188	A	2.5						U
10	SIGNAL MK-4 MOD 3	A	.8						U
11	ITEMS LESS THAN \$5,000,000	A	5.4						U
<b>BOMBS</b>									
12	PRACTICE BOMBS	A	2.5		24.8		32.7		U
13	GENERAL PURPOSE BOMBS	A			117.7		30.7		U
14	CANCF CLOSURE COSTS						1.4		U
15	MK-82 INERT/BDU-50	A	23.2						U
16	GBU-28 HARD TARGET PENETRATOR	A	23.8						U
17	GBU - 37	A	1.9						U
18	GBU-15	A	7.0						U
19	BOMB PRACTICE 25 POUND	A	3.8						U

UNCLASSIFIED

UNCLASSIFIED

DEPARTMENT OF THE AIR FORCE  
FY 2001 PROCUREMENT PROGRAM

EXHIBIT P-1

APPROPRIATION: 3011F PROCUREMENT OF AMMUNITION, AIR FORCE

DATE: FEB 2000

MILLIONS OF DOLLARS

LINE NO	ITEM NOMENCLATURE	IDENT CODE	FY 1999		FY 2000		FY 2001		S E C
			QUANTITY	COST	QUANTITY	COST	QUANTITY	COST	
20	2000 LB HE BOMB MK-84	A		9.3					U
21	MK-84 BOMB-EMPTY	A		8.1					U
22	SENSOR FUZED WEAPON	A	386	118.0	214	85.4	300	107.2	U
23	JOINT DIRECT ATTACK MUNITION	A	3778	79.5	8158	189.7	9098	219.8	U
24	WIND CORRECTED MUNITIONS DISPENSER	A	676	14.9	2990	48.6	6308	104.0	U
25	ITEMS LESS THAN \$5,000,000 FLARE, IR MJU-7B	A		1.1					U
26	ASTE (INFRARED EXPENDABLE)	A		4.8					U
27	FLARE, IR MJU-7B	A		6.7					U
28	MJU-10B	A		10.3					U
29	M-206 CARTRIDGE FLARE	A		11.3					U
30	CAD/PAD	A		14.2					U
31	LUU-19 FLARE	A		4.3					U
32	SPARES AND REPAIR PARTS	A		2.0		2.3		2.4	U
33	MODIFICATIONS <5M	A		*		.6		.2	U
34	ITEMS LESS THAN \$5,000,000 FUZES	A		8.8		6.5		7.8	U
35	FLARES	A				26.6		37.4	U
36	JOINT PROGRAMMABLE FUSE (JPF)	B		11.5				9.3	U
TOTAL PROCUREMENT OF AMMO, AIR FORCE				405.9		580.4		634.7	
BUDGET ACTIVITY 02: WEAPONS									
SMALL ARMS									
37	SMALL ARMS	A				3.4		4.1	U

UNCLASSIFIED

UNCLASSIFIED

DEPARTMENT OF THE AIR FORCE  
FY 2001 PROCUREMENT PROGRAM

EXHIBIT P-1

APPROPRIATION: 3011F PROCUREMENT OF AMMUNITION, AIR FORCE

DATE: FEB 2000

MILLIONS OF DOLLARS

LINE NO	ITEM NOMENCLATURE	IDENT CODE	FY 1999		FY 2000		FY 2001		S E C
			QUANTITY	COST	QUANTITY	COST	QUANTITY	COST	
38	M-16 A2 RIFLE	A		4.4					U
39	9MM COMPACT PISTOL	A		.2					U
40	M-9 PISTOL	A		.7					U
41	ITEMS LESS THAN \$5M	A		.1					U
TOTAL WEAPONS				5.5		3.4		4.1	
TOTAL PROCUREMENT OF AMMUNITION, AIR FORCE				411.4		583.8		638.8	

UNCLASSIFIED



UNCLASSIFIED

DEPARTMENT OF THE AIR FORCE  
FY 2001 PROCUREMENT PROGRAM

SUMMARY  
(\$ IN MILLIONS)

FEB 2000

APPROPRIATION: MISSILE PROCUREMENT, AIR FORCE

<u>ACTIVITY</u>	<u>FY 1999</u>	<u>FY 2000</u>	<u>FY 2001</u>
01. BALLISTIC MISSILES	5.5	15.5	42.3
02. OTHER MISSILES	167.2	134.5	197.3
03. MODIFICATION OF INSERVICE MISSILES	312.0	303.7	409.9
04. SPARES AND REPAIR PARTS	46.7	17.9	44.0
05. OTHER SUPPORT	1,559.9	1,728.5	2,368.3
<b>TOTAL MISSILE PROCUREMENT, AIR FORCE</b>	<b>2,091.4</b>	<b>2,200.1</b>	<b>3,061.7</b>

UNCLASSIFIED

UNCLASSIFIED  
 DEPARTMENT OF THE AIR FORCE  
 FY 2001 PROCUREMENT PROGRAM

EXHIBIT P-1

APPROPRIATION: 3020F MISSILE PROCUREMENT, AIR FORCE

DATE: FEB 2000

MILLIONS OF DOLLARS

LINE NO	ITEM NOMENCLATURE	IDENT CODE	FY 1999 QUANTITY	FY 1999 COST	FY 2000 QUANTITY	FY 2000 COST	FY 2001 QUANTITY	FY 2001 COST	S E C
<u>BUDGET ACTIVITY 01: BALLISTIC MISSILES</u>									
MISSILE REPLACEMENT EQUIPMENT - BALLISTIC									
1	MISSILE REPLACEMENT EQ-BALLISTIC	A	5.5	15.5	---	42.3	---	42.3	U
TOTAL BALLISTIC MISSILES			5.5	15.5	---	42.3	---	42.3	
<u>BUDGET ACTIVITY 02: OTHER MISSILES</u>									
STRATEGIC									
2	ADVANCED CRUISE MISSILE	A	1.4	1.0	---	2.0	---	2.0	U
TACTICAL									
3	JOINT STANDOFF WEAPON	A	86	47.8	74	40.1	174	90.8	U
4	AGM-130 POWERED GBU-15	A	---	.3	---	.7	---	.1	U
5	AMRAAM	A	180	89.7	187	89.7	204	98.7	U
TARGET DRONES									
6	TARGET DRONES	A	---	25.3	---	---	---	---	U
INDUSTRIAL FACILITIES									
7	INDUSTRIAL FACILITIES	A	---	2.7	---	3.0	---	3.0	U
MISSILE REPLACEMENT EQUIPMENT - OTHER									
8	MISSILE REPLACEMENT EQ-OTHER	A	---	167.2	---	134.5	---	197.3	U
TOTAL OTHER MISSILES			---	167.2	---	134.5	---	197.3	
<u>BUDGET ACTIVITY 03: MODIFICATION OF INSERVICE MISSILES</u>									
CLASS IV									
9	ADVANCED CRUISE MISSILE	A	---	---	---	2.9	---	---	U
10	CONVENTIONAL ALCM	A	---	192.3	---	---	---	---	U
11	SIDEWINDER (AIM-9X)	A	---	---	---	---	---	28.4	U

UNCLASSIFIED

UNCLASSIFIED

DEPARTMENT OF THE AIR FORCE  
FY 2001 PROCUREMENT PROGRAM

EXHIBIT P-1

APPROPRIATION: 3020F MISSILE PROCUREMENT, AIR FORCE

DATE: FEB 2000

MILLIONS OF DOLLARS

LINE NO	ITEM NOMENCLATURE	IDENT CODE	FY 1999		FY 2000		FY 2001		S E C
			QUANTITY	COST	QUANTITY	COST	QUANTITY	COST	
12	MM III MODIFICATIONS	A	110.4		276.9		375.1	U	
13	AGM-65D MAVERICK	A	2.9		15.0		2.0	U	
14	AIR LAUNCH CRUISE MISSILE	A					4.1	U	
15	PEACEKEEPER (M-X)	A	6.2		8.8		.1	U	
16	MODIFICATIONS UNDER \$5.0M	A		.2		.1	.1	U	
	TOTAL MODIFICATION OF INSERVICE MISSILES			312.0		303.7		409.9	
<b>BUDGET ACTIVITY 04: SPARES AND REPAIR PARTS</b>									
<b>MISSILE SPARES + REPAIR PARTS</b>									
17	SPARES AND REPAIR PARTS	A	46.7		17.9		44.0	U	
	TOTAL SPARES AND REPAIR PARTS		46.7		17.9		44.0		
<b>BUDGET ACTIVITY 05: OTHER SUPPORT</b>									
<b>SPACE PROGRAMS</b>									
18	WIDEBAND GAPTILLER SATELLITES (SPACE) ADVANCE PROCUREMENT (CY) (FY 2001 FOR FY 2002) (MEMO)						25.7 (25.7)	U	
19	SPACEBORNE EQUIP (COMSEC)	A	9.2		4.5		9.8	U	
20	GLOBAL POSITIONING (SPACE)	A	87.8		125.4		196.9	U	
21	GLOBAL POSITIONING (SPACE) ADVANCE PROCUREMENT (CY) (FY 2001 FOR FY 2002) (MEMO)						13.4 (13.4)	U	
22	NUDET DETECTION SYSTEM	A	2.8		1.5		1.5	U	
23	INERTIAL UPPER STAGES (SPACE)	A	43.0					U	
24	DEF METEOROLOGICAL SAT PROG (SPACE)	A	40.6		35.8		68.6	U	
25	DEFENSE SUPPORT PROGRAM (SPACE)	A	87.0		108.3		106.4	U	
26	DEFENSE SATELLITE COMM SYSTEM (SPACE)	A	27.6		30.4		22.8	U	

UNCLASSIFIED

UNCLASSIFIED

DEPARTMENT OF THE AIR FORCE  
FY 2001 PROCUREMENT PROGRAM

EXHIBIT P-1

APPROPRIATION: 3020F MISSILE PROCUREMENT, AIR FORCE

DATE: FEB 2000

MILLIONS OF DOLLARS

LINE NO	ITEM NOMENCLATURE	IDENT CODE	FY 1999		FY 2000		FY 2001		S E C U
			QUANTITY	COST	QUANTITY	COST	QUANTITY	COST	
27	TITAN SPACE BOOSTERS (SPACE)	A		535.6		429.3		469.7	U
28	EVOLVED EXPENDABLE LAUNCH VEH (SPACE)	A			1	68.1	3	288.0	U
29	MEDIUM LAUNCH VEHICLE (SPACE)	A	5	(225.0)		(64.0)		(55.9)	U
	LESS: ADVANCE PROCUREMENT (PY)			(-52.7)					U
				<u>172.3</u>		<u>64.0</u>		<u>55.9</u>	
<b>SPECIAL PROGRAMS</b>									
30	CANCELLED ACCOUNT	A		10.2					U
31	SPECIAL PROGRAMS	A		525.7		663.5		968.5	U
32	SPECIAL UPDATE PROGRAMS	A		18.2		197.6		141.1	U
	<b>TOTAL OTHER SUPPORT</b>			<u>1,559.9</u>		<u>1,728.5</u>		<u>2,368.3</u>	
	<b>TOTAL MISSILE PROCUREMENT, AIR FORCE</b>			<u>2,091.4</u>		<u>2,200.1</u>		<u>3,061.7</u>	

UNCLASSIFIED

UNCLASSIFIED

DEPARTMENT OF THE AIR FORCE

FY 2001 PROCUREMENT PROGRAM

SUMMARY  
(\$ IN MILLIONS)

FEB 2000

APPROPRIATION: OTHER PROCUREMENT, AIR FORCE

<u>ACTIVITY</u>	<u>FY 1999</u>	<u>FY 2000</u>	<u>FY 2001</u>
02. VEHICULAR EQUIPMENT	187.2	215.3	262.4
03. ELECTRONICS AND TELECOMMUNICATIONS EQUIP	876.0	1,043.4	1,105.5
04. OTHER BASE MAINTENANCE AND SUPPORT EQUIP	6,363.4	5,925.0	6,299.7
05. SPARE AND REPAIR PARTS	44.1	37.7	31.6
<b>TOTAL OTHER PROCUREMENT, AIR FORCE</b>	<b>7,470.6</b>	<b>7,221.4</b>	<b>7,699.1</b>

UNCLASSIFIED

UNCLASSIFIED  
DEPARTMENT OF THE AIR FORCE  
FY 2001 PROCUREMENT PROGRAM

EXHIBIT P-1

APPROPRIATION: 3080F OTHER PROCUREMENT, AIR FORCE

DATE: FEB 2000

MILLIONS OF DOLLARS

LINE NO	ITEM NOMENCLATURE	IDENT CODE	FY 1999		FY 2000		FY 2001		S E C
			QUANTITY	COST	QUANTITY	COST	QUANTITY	COST	
<b>BUDGET ACTIVITY 02: VEHICULAR EQUIPMENT</b>									
<b>PASSENGER CARRYING VEHICLES</b>									
1	SEDAN, 4 DR 4X2	A	33	.5			16	.3	U
2	STATION WAGON, 4X2	A	2	*					U
3	BUSES	A	65	3.8			66	4.1	U
4	AMBULANCES	A	8	.6			8	.6	U
5	LAW ENFORCEMENT VEHICLE	A	134	2.5	53	1.1	83	1.7	U
6	ARMORED SEDAN	A	1	.2			1	.2	U
<b>CARGO + UTILITY VEHICLES</b>									
7	TRUCK, CARGO-UTILITY, 3/4T, 4X4	A		4.0					U
8	TRUCK, CARGO-UTILITY, 1/2T, 4X2	A		1.5					U
9	TRUCK, PICKUP, 1/2T, 4X2	A		1.8					U
10	TRUCK, PICKUP, COMPACT	A		1.6					U
11	TRUCK MULTI-STOP 1 TON 4X2	A		9.4			17.6		U
12	TRUCK CARRYALL	A		2.6					U
13	FAMILY MEDIUM TACTICAL VEHICLES	A					5.9		U
14	HIGH MOBILITY VEHICLE (MYP)	A		6.1		10.2	13.4		U
15	TRUCK TRACTOR, OVER 5T	A		3.8					U
16	TRUCK, UTILITY	A		2.5					U
17	CAP VEHICLES	A		1.4		.8	.8		U
18	ITEMS LESS THAN \$5,000,000	A		6.2		29.0	29.2		U
<b>SPECIAL PURPOSE VEHICLES</b>									
19	HMMVV, ARMORED	A					5.6		U

UNCLASSIFIED

UNCLASSIFIED

DEPARTMENT OF THE AIR FORCE  
FY 2001 PROCUREMENT PROGRAM

EXHIBIT P-1

APPROPRIATION: 3080F OTHER PROCUREMENT, AIR FORCE

DATE: FEB 2000

MILLIONS OF DOLLARS

LINE NO	ITEM NOMENCLATURE	IDENT CODE	FY 1999		FY 2000		FY 2001		S E C
			QUANTITY	COST	QUANTITY	COST	QUANTITY	COST	
20	TRACTOR, TOW, FLIGHTLINE	A	8.5	7.7	22.2	18.4	U		
21	ITEMS LESS THAN \$5,000,000	A	14.1						
<b>FIRE FIGHTING EQUIPMENT</b>									
22	TRUCK CRASH P-19	A	2.3			8.8	U		
23	ITEMS LESS THAN \$5,000,000	A	2.7		4.8	3.7	U		
<b>MATERIALS HANDLING EQUIPMENT</b>									
24	TRUCK, F/L 6000 LB	A	1.7				U		
25	TRUCK, F/L 10,000 LB	A	4.1		6.9	4.9	U		
26	60K A/C LOADER	A	38	87.0	48	94.5	48	96.9	U
27	NEXT GENERATION SMALL LOADER(NGSL)	A			13	9.7	34	24.1	U
28	ITEMS LESS THAN \$5,000,000	A		5.2		6.5		4.5	U
<b>BASE MAINTENANCE SUPPORT</b>									
29	TRUCK, DUMP	A			5.2	1.8		1.8	U
30	RUNWAY SNOW REMOV AND CLEANING EQUIP	A		4.3		7.3		5.9	U
31	MODIFICATIONS	A		.2		.1		.4	U
32	ITEMS LESS THAN \$5,000,000	A		5.4		9.4		8.6	U
33	VEHICLE LEASES	A		2.5					U
<b>CANCELLED ACCOUNT ADJUSTM</b>									
34	CANCELLED ACCOUNT ADJUSTMENTS	A		.7					U
<b>TOTAL VEHICULAR EQUIPMENT</b>				187.2		215.3		262.4	
<b>BUDGET ACTIVITY 03: ELECTRONICS AND TELECOMMUNICATIONS EQUIP</b>									
<b>COMM SECURITY EQUIPMENT(COMSEC)</b>									
35	CONSEC EQUIPMENT	A		29.8		27.7		23.3	U

UNCLASSIFIED

UNCLASSIFIED  
 DEPARTMENT OF THE AIR FORCE  
 FY 2001 PROCUREMENT PROGRAM

EXHIBIT P-1

APPROPRIATION: 3080F OTHER PROCUREMENT, AIR FORCE

DATE: FEB 2000

MILLIONS OF DOLLARS

LINE NO	ITEM NOMENCLATURE	IDENT CODE	FY 1999		FY 2000		FY 2001		S E C
			QUANTITY	COST	QUANTITY	COST	QUANTITY	COST	
36	MODIFICATIONS (COMSEC)	A		.6		.5		.5	U
<b>INTELLIGENCE PROGRAMS</b>									
37	INTELLIGENCE DATA HANDLING SYS	A		20.4		23.6			U
38	INTELLIGENCE TRAINING EQUIPMENT	A		5.7		2.0		1.6	U
39	INTELLIGENCE COMM EQUIP	A		8.4		26.2		5.5	U
<b>ELECTRONICS PROGRAMS</b>									
40	AIR TRAFFIC CTRL/LAND SYS (ATCAL)	A		8.0		3.4			U
41	NATIONAL AIRSPACE SYSTEM	A		13.7		45.0		58.7	U
42	THEATER AIR CONTROL SYS IMPROVEMENT	A		21.0		27.7		15.4	U
43	WEATHER OBSERV/FORECAST	A		24.8		28.1		33.5	U
44	STRATEGIC COMMAND AND CONTROL	A		10.7		22.0		20.9	U
45	CHEYENNE MOUNTAIN COMPLEX	A		.9		10.4		.6	U
46	TAC SIGINT SUPPORT	A				1.8		1.4	U
47	DRUG INTERDICTION PROGRAM	A		3.4					U
<b>SPECIAL COMM-ELECTRONICS PROJECTS</b>									
48	AUTOMATIC DATA PROCESSING EQUIP	A		37.5		81.8		74.8	U
49	AF GLOBAL COMMAND & CONTROL SYS	A		4.4		5.7		14.8	U
50	MOBILITY COMMAND AND CONTROL	A		8.1		10.3		8.5	U
51	AIR FORCE PHYSICAL SECURITY SYSTEM	A		26.0		32.2		34.5	U
52	COMBAT TRAINING RANGES	A		18.8		45.0		26.0	U
53	MINIMUM ESSENTIAL EMERGENCY COMM NET	A		1.5		5.1		1.6	U
54	C3 COUNTERMEASURES	A		21.0		15.6		15.7	U
55	JOINT SURVEILLANCE SYSTEM	A				2.8			U

UNCLASSIFIED



UNCLASSIFIED

DEPARTMENT OF THE AIR FORCE  
FY 2001 PROCUREMENT PROGRAM

EXHIBIT P-1

APPROPRIATION: 3080F OTHER PROCUREMENT, AIR FORCE

DATE: FEB 2000

MILLIONS OF DOLLARS

LINE NO	ITEM NOMENCLATURE	IDENT CODE	FY 1999		FY 2000		FY 2001		S E C
			QUANTITY	COST	QUANTITY	COST	QUANTITY	COST	
56	BASE LEVEL DATA AUTO PROGRAM	A	25.6		25.5		23.8	U	
57	THEATER BATTLE MGT C2 SYS	A	79.9		47.2		56.8	U	
<b>AIR FORCE COMMUNICATIONS</b>									
58	INFORMATION TRANSMISSION SYSTEMS	A	14.3		13.9		U		
59	BASE INFORMATION INFRASTRUCTURE	A	156.4		136.6		177.3	U	
60	USCENTCOM	A	4.4		5.7		7.3	U	
61	DEFENSE MESSAGE SYSTEM (DMS)	A	15.3		18.5		17.9	U	
<b>DISA PROGRAMS</b>									
62	NAVSTAR GPS SPACE	A	3.3		13.2		9.1	U	
63	DEFENSE METEOROLOGICAL SAT PROG SPAC	A	10.2		1.2		U		
64	NUDET DETECTION SYS (NDS) SPACE	A	1.3		3.5		2.7	U	
65	AF SATELLITE CONTROL NETWORK SPACE	A	22.3		31.3		39.1	U	
66	SPACELIFT RANGE SYSTEM SPACE	A	91.3		82.7		92.7	U	
67	MILSATCOM SPACE	A	25.7		41.9		53.0	U	
68	SPACE MODS SPACE	A	7.8		2.8		26.0	U	
<b>ORGANIZATION AND BASE</b>									
69	TACTICAL C-E EQUIPMENT	A	36.3		79.0		101.2	U	
70	COMBAT SURVIVOR/EVADER LOCATER RADIO	B	2.9		.8		3.1	U	
71	RADIO EQUIPMENT	A	12.7		20.3		16.6	U	
72	TV EQUIPMENT (AFRTV)	A	2.0		2.0		2.0	U	
73	CCTV/AUDIOVISUAL EQUIPMENT	A	3.2		3.2		3.2	U	
74	BASE COMM INFRASTRUCTURE	A	30.6		40.2		74.3	U	
75	CAP COM & ELECT	A	.5		.4		.4	U	

UNCLASSIFIED

UNCLASSIFIED  
 DEPARTMENT OF THE AIR FORCE  
 FY 2001 PROCUREMENT PROGRAM

EXHIBIT P-1

APPROPRIATION: 3080F OTHER PROCUREMENT, AIR FORCE

DATE: FEB 2000

MILLIONS OF DOLLARS

LINE NO	ITEM NOMENCLATURE	IDENT CODE	FY 1999		FY 2000		FY 2001		S E C
			QUANTITY	COST	QUANTITY	COST	QUANTITY	COST	
76	ITEMS LESS THAN \$5,000,000	A	8.6		7.0		7.2	U	
MODIFICATIONS									
77	COMM ELECT MODS	A	56.5		49.9		54.4	U	
TOTAL ELECTRONICS AND TELECOMMUNICATIONS EQUIP				876.0		1,043.4		1,105.5	
<b>BUDGET ACTIVITY 04: OTHER BASE MAINTENANCE AND SUPPORT EQUIP</b>									
<b>TEST EQUIPMENT</b>									
78	BASE/ALC CALIBRATION PACKAGE	A	11.0		8.9		10.1	U	
79	PRIMARY STANDARDS LABORATORY PACKAGE	A	1.1		1.1		1.1	U	
80	ITEMS LESS THAN \$5,000,000	A	8.5		9.8		9.5	U	
<b>PERSONAL SAFETY AND RESCUE EQUIP</b>									
81	NIGHT VISION GOGGLES	A	7.8		5.0		2.8	U	
82	ITEMS LESS THAN \$5,000,000	A	3.4		5.9		6.7	U	
<b>DEPOT PLANT + MATERIALS HANDLING EQ</b>									
83	MECHANIZED MATERIAL HANDLING EQUIP	A	18.5		27.9		15.1	U	
84	ITEMS LESS THAN \$5,000,000	A	5.2		8.5		9.2	U	
<b>ELECTRICAL EQUIPMENT</b>									
85	GENERATORS-MOBILE ELECTRIC	A	*					U	
86	FLOODLIGHTS	A	13.1		13.5		10.7	U	
87	ITEMS LESS THAN \$5,000,000	A	2.7		7.6		7.2	U	
<b>BASE SUPPORT EQUIPMENT</b>									
88	BASE PROCURED EQUIPMENT	A	7.9		19.5		15.2	U	
89	MEDICAL/DENTAL EQUIPMENT	A	8.6		14.2		17.0	U	
90	ENVIRONMENTAL PROJECTS	A	1.0		.9		.9	U	

UNCLASSIFIED

UNCLASSIFIED

DEPARTMENT OF THE AIR FORCE  
FY 2001 PROCUREMENT PROGRAM

EXHIBIT P-1

APPROPRIATION: 3080F OTHER PROCUREMENT, AIR FORCE

DATE: FEB 2000

MILLIONS OF DOLLARS

LINE NO	ITEM NOMENCLATURE	IDENT CODE	FY 1999		FY 2000		FY 2001		S
			QUANTITY	COST	QUANTITY	COST	QUANTITY	COST	
91	AIR BASE OPERABILITY	B	5.3		4.4		1.8	U	
92	BLADDERS FUEL	A	.1					U	
93	AERIAL BULK FUEL DELIVERY SYSTEM	A	4.3					U	
94	PHOTOGRAPHIC EQUIPMENT	A	6.6		5.9		6.0	U	
95	PRODUCTIVITY INVESTMENTS	A	12.2		15.0		8.3	U	
96	MOBILITY EQUIPMENT	A	35.4		46.5		50.0	U	
97	DEPLOYMENT/EMPLOYMENT CONTAINERS	A	1.0					U	
98	AIR CONDITIONERS	A	12.9		8.6		6.2	U	
99	ITEMS LESS THAN \$5,000,000	A	18.6		23.9		25.4	U	
	<b>SPECIAL SUPPORT PROJECTS</b>								
100	INTELLIGENCE PRODUCTION ACTIVITY	A	56.6		48.8		38.6	U	
101	TECH SURV COUNTERMEASURES EQ	A	3.0		3.7		3.0	U	
102	DARP RCI135	A	16.3		12.5		12.8	U	
103	DARP, MRIGS	A	95.8		105.5		89.0	U	
104	SELECTED ACTIVITIES	A	5,824.7		5,363.8		5,794.8	U	
105	SPECIAL UPDATE PROGRAM	A	169.7		141.3		136.3	U	
106	DEFENSE SPACE RECONNAISSANCE PROGRAM	A	7.8				9.0	U	
107	INDUSTRIAL PREPAREDNESS	A	1.0		1.1		1.1	U	
108	MODIFICATIONS	A	.1		.2		.2	U	
109	FIRST DESTINATION TRANSPORTATION	A	10.9		13.2		11.3	U	
	<b>TOTAL OTHER BASE MAINTENANCE AND SUPPORT EQUIP</b>		<b>6,363.4</b>		<b>5,925.0</b>		<b>6,299.7</b>		

UNCLASSIFIED

UNCLASSIFIED

DEPARTMENT OF THE AIR FORCE  
FY 2001 PROCUREMENT PROGRAM

EXHIBIT P-1

APPROPRIATION: 3080F OTHER PROCUREMENT, AIR FORCE

DATE: FEB 2000

MILLIONS OF DOLLARS

LINE NO	ITEM NOMENCLATURE	IDENT CODE	FY 1999		FY 2000		FY 2001		S E C
			QUANTITY	COST	QUANTITY	COST	QUANTITY	COST	
<u>BUDGET ACTIVITY 05: SPARE AND REPAIR PARTS</u>									
<u>SPARES AND REPAIR PARTS</u>									
110	SPARES AND REPAIR PARTS	A		44.1		37.7		31.6	U
	TOTAL SPARE AND REPAIR PARTS			44.1		37.7		31.6	
	TOTAL OTHER PROCUREMENT, AIR FORCE			7,470.6		7,221.4		7,699.1	

UNCLASSIFIED

**UNCLASSIFIED**

**THIS PAGE INTENTIONALLY LEFT BLANK.**

**UNCLASSIFIED**

UNCLASSIFIED

DEFENSE-WIDE  
FY 2001 PROCUREMENT PROGRAM

EXHIBIT P-1

APPROPRIATION: 0360D DEFENSE PRODUCTION ACT PURCHASES

DATE: FEB 2000

MILLIONS OF DOLLARS

LINE NO	ITEM NOMENCLATURE	FY 1999		FY 2000		FY 2001		S E C
		IDENT CODE	QUANTITY	COST	QUANTITY	COST	QUANTITY	
<u>BUDGET ACTIVITY 01: DEFENSE PRODUCTION ACT PURCHASES</u>								
DEFENSE PRODUCTION ACT PURCHASES								
1	MICROWAVE POWER TUBES							U
	TOTAL DEFENSE PRODUCTION ACT PURCHASES			3.0				
	TOTAL DEFENSE PRODUCTION ACT PURCHASES			3.0				

UNCLASSIFIED

UNCLASSIFIED

DEFENSE-WIDE

FY 2001 PROCUREMENT PROGRAM

SUMMARY

(\$ IN MILLIONS)

FEB 2000

APPROPRIATION: DEFENSE PRODUCTION ACT PURCHASES

ACTIVITY

FY 1999

FY 2000

FY 2001

01. DEFENSE PRODUCTION ACT PURCHASES

3.0

TOTAL DEFENSE PRODUCTION ACT PURCHASES

3.0

APPROPRIATION: 0350D NATIONAL GUARD & RESERVE EQUIPMENT  
 DATE: FEB 2000

MILLIONS OF DOLLARS

LINE NO	ITEM NOMENCLATURE	IDENT CODE	FY 1999		FY 2000		FY 2001		S E C
			QUANTITY	COST	QUANTITY	COST	QUANTITY	COST	
<u>BUDGET ACTIVITY 01: RESERVE EQUIPMENT</u>									
ARMY RESERVE									
1	MISCELLANEOUS EQUIPMENT	A		20.0		29.8			U
NAVY RESERVE									
2	MISCELLANEOUS EQUIPMENT	A		60.0		19.9			U
MARINE CORPS RESERVE									
3	MISCELLANEOUS EQUIPMENT	A		20.0		19.9			U
AIR FORCE RESERVE									
4	MISCELLANEOUS EQUIPMENT	A		20.0		19.9			U
TOTAL RESERVE EQUIPMENT				120.0		89.5			
<u>BUDGET ACTIVITY 02: NATIONAL GUARD EQUIPMENT</u>									
ARMY NATIONAL GUARD									
5	MISCELLANEOUS EQUIPMENT	A		20.0		29.8			U
AIR NATIONAL GUARD									
6	MISCELLANEOUS EQUIPMENT	A		212.0		29.8			U
TOTAL NATIONAL GUARD EQUIPMENT				232.0		59.7			
TOTAL NATIONAL GUARD & RESERVE EQUIPMENT				352.0		149.2			



UNCLASSIFIED

DEFENSE-WIDE

FY 2001 PROCUREMENT PROGRAM

SUMMARY  
(\$ IN MILLIONS)

FEB 2000

APPROPRIATION: NATIONAL GUARD & RESERVE EQUIPMENT

<u>ACTIVITY</u>	<u>FY 1999</u>	<u>FY 2000</u>	<u>FY 2001</u>
01. RESERVE EQUIPMENT	120.0	89.5	
02. NATIONAL GUARD EQUIPMENT	232.0	59.7	
<b>TOTAL NATIONAL GUARD &amp; RESERVE EQUIPMENT</b>	<b>352.0</b>	<b>149.2</b>	

UNCLASSIFIED

UNCLASSIFIED  
 DEFENSE-WIDE  
 FY 2001 PROCUREMENT PROGRAM

EXHIBIT P-1

APPROPRIATION: 0300D PROCUREMENT, DEFENSE-WIDE

DATE: FEB 2000

MILLIONS OF DOLLARS

LINE NO	ITEM NOMENCLATURE	FY 1999		FY 2000		FY 2001		S E C
		QUANTITY	COST	QUANTITY	COST	QUANTITY	COST	
62	CONTAMINATION AVOIDANCE		101.8		107.4		175.1	U
	TOTAL CHEMICAL/BIOLOGICAL DEFENSE		295.2		381.2		473.9	
	TOTAL PROCUREMENT, DEFENSE-WIDE		2,050.4		2,358.7		2,275.3	

UNCLASSIFIED

DEFENSE-WIDE  
FY 2001 PROCUREMENT PROGRAM

EXHIBIT P-1

APPROPRIATION: 0300D PROCUREMENT, DEFENSE-WIDE

DATE: FEB 2000

MILLIONS OF DOLLARS

LINE NO	ITEM NOMENCLATURE	IDENT CODE	FY 1999		FY 2000		FY 2001		S B C
			QUANTITY	COST	QUANTITY	COST	QUANTITY	COST	
<b>OTHER PROCUREMENT PROGRAMS</b>									
45	COMM EQUIPMENT & ELECTRONICS	A	70.4		84.0		74.4	U	
46	SOF INTELLIGENCE SYSTEMS	A	23.0		20.0		32.3	U	
47	SOF SMALL ARMS & WEAPONS	A	10.1		25.1		11.8	U	
48	MARITIME EQUIPMENT MODS	B	16.9		2.2		.9	U	
49	NAVAL SPC WARFARE RIGID INFLATABLE BOA	A	14.9					U	
50	SOF COMBATANT CRAFT SYSTEMS				18.6		14.5	U	
51	SPARES AND REPAIR PARTS	A	32.9		27.8		11.8	U	
52	SOF MARITIME EQUIPMENT	A	.6		4.9		5.8	U	
53	DRUG INTERDICTION	A	14.4					U	
54	MISCELLANEOUS EQUIPMENT	A	10.6		10.0		14.4	U	
55	SOF PLANNING AND REHEARSAL SYSTEM	A	.6		2.4		2.0	U	
56	CLASSIFIED PROGRAMS	A	78.4		214.9		105.5	U	
57	PSYOP EQUIPMENT	A	12.3		11.6		7.6	U	
	<b>TOTAL SPECIAL OPERATIONS COMMAND</b>		<b>511.0</b>		<b>729.1</b>		<b>525.3</b>		
<b>BUDGET ACTIVITY 03: CHEMICAL/BIOLOGICAL DEFENSE</b>									
<b>CBDP</b>									
58	INDIVIDUAL PROTECTION		116.2		124.8		108.7	U	
59	DECONTAMINATION		10.8		13.8		12.2	U	
60	JOINT BIO DEFENSE PROGRAM		45.2		98.8		141.8	U	
61	COLLECTIVE PROTECTION		21.2		36.4		36.2	U	

UNCLASSIFIED

UNCLASSIFIED  
DEFENSE-WIDE  
FY 2001 PROCUREMENT PROGRAM

EXHIBIT P-1

APPROPRIATION: 0300D PROCUREMENT, DEFENSE-WIDE

DATE: FEB 2000

MILLIONS OF DOLLARS

LINE NO	ITEM NOMENCLATURE	IDENT CODE	FY 1999 QUANTITY	FY 1999 COST	FY 2000 QUANTITY	FY 2000 COST	FY 2001 QUANTITY	FY 2001 COST	
31	MAJOR EQUIPMENT, DODDE		1.6		1.4		1.5		
	TOTAL MAJOR EQUIPMENT		1,244.2		1,248.5		1,276.1		
<b>BUDGET ACTIVITY 02: SPECIAL OPERATIONS COMMAND</b>									
<b>AVIATION PROGRAMS</b>									
32	SOF ROTARY WING UPGRADES	A	44.8		81.6		68.5		
33	SOF TRAINING SYSTEMS	A	12.4		2.1		2.4		
34	MC-130H COMBAT TALON II	B	10.8		16.8		10.4		
35	CV-22 SOF MODIFICATION	A	4.0		3.6	4	8.5		
36	AC-130U GUNSHIP ACQUISITION	B	23.0		26.6		13.9		
37	C-130 MODIFICATIONS	B	67.2		103.1		26.2		
38	AIRCRAFT SUPPORT	A	.5		1.7		2.2		
<b>SHIPBUILDING</b>									
39	ADVANCED SEAL DELIVERY SYS	B	(9.6)		(7.4)		(33.5)		
	LESS: ADVANCE PROCUREMENT (PY)		(-.4)		*		(-8.0)		
			9.2		7.4		25.5		
40	ADVANCED SEAL DELIVERY SYS			*	8.0		22.5		
	ADVANCE PROCUREMENT (CY)			*					
	(FY 1999 FOR FY 2000) (MEMO)								
	(FY 2000 FOR FY 2001) (MEMO)				(8.0)				
	(FY 2001 FOR FY 2002) (MEMO)						(22.5)		
41	MK VIII MOD 1 - SEAL DELIVERY VEH	B	.6						
42	SUBMARINE CONVERSION	A	5.9		3.3		1.6		
<b>AMMUNITION PROGRAMS</b>									
43	SOF ORDNANCE REPLENISHMENT	A	25.3		37.6		36.6		
44	SOF ORDNANCE ACQUISITION	A	22.4		15.9		26.0		

UNCLASSIFIED

UNCLASSIFIED

DEFENSE-WIDE  
FY 2001 PROCUREMENT PROGRAM

EXHIBIT P-1

APPROPRIATION: 0300D PROCUREMENT, DEFENSE-WIDE

DATE: FEB 2000

MILLIONS OF DOLLARS

LINE NO	ITEM NOMENCLATURE	IDENT CODE	FY 1999		FY 2000		FY 2001		S
			QUANTITY	COST	QUANTITY	COST	QUANTITY	COST	
<b>MAJOR EQUIPMENT, DSS</b>									
17	VEHICLES		267	8.3					U
18	OTHER CAPITAL EQUIPMENT			1.7					U
<b>MAJOR EQUIPMENT, DCAA</b>									
19	ITEMS LESS THAN \$5 MILLION			3.6		4.3		4.7	U
<b>MAJOR EQUIPMENT, DSPO</b>									
20	MAJOR EQUIPMENT, DSPO	A		3.8					U
<b>MAJOR EQUIPMENT, TJS</b>									
21	MAJOR EQUIPMENT, TJS			33.2		30.9		28.2	U
<b>BALLISTIC MISSILE DEFENSE ORGANIZATION</b>									
22	PATRIOT PAC-3	A		187.4	32	343.8	40	365.5	U
23	NATIONAL MISSILE DEFENSE	A						74.5	U
24	C4I	A		22.5				4.0	U
25	NAVY AREA TBDM PROGRAM	A		42.7	7	18.1			U
<b>NATIONAL IMAGERY AND MAPPING AGENCY</b>									
26	MAJOR EQUIPMENT, NIMA	A							U
<b>DEFENSE THREAT REDUCTION AGENCY</b>									
27	VEHICLES	A		.1		.1		.1	U
28	OTHER MAJOR EQUIPMENT	A		28.8		34.0		44.0	U
<b>DEFENSE SECURITY COOPERATION AGENCY</b>									
29	OTHER MAJOR EQUIPMENT	A		.1		.4		.7	U
<b>MAJOR EQUIPMENT, AFIS</b>									
30	MAJOR EQUIPMENT, AFIS			5.4		5.0		4.7	U

UNCLASSIFIED

UNCLASSIFIED  
DEFENSE-WIDE  
FY 2001 PROCUREMENT PROGRAM

EXHIBIT P-1

APPROPRIATION: 0300D PROCUREMENT, DEFENSE-WIDE

DATE: FEB 2000

MILLIONS OF DOLLARS

LINE NO	ITEM NOMENCLATURE	IDENT CODE	FY 1999		FY 2000		FY 2001		S E C
			QUANTITY	COST	QUANTITY	COST	QUANTITY	COST	
<b>BUDGET ACTIVITY 01: MAJOR EQUIPMENT</b>									
<b>MAJOR EQUIPMENT, OSD/WHS</b>									
1	MOTOR VEHICLES			.3		.3		.3	U
2	MAJOR EQUIPMENT, OSD	A		140.7		132.6		64.9	U
3	MAJOR EQUIPMENT, WHS			31.6		33.7		23.2	U
<b>MAJOR EQUIPMENT, NSA</b>									
4	CLASSIFIED EQUIPMENT								
5	DEFENSE AIRBORNE RECONNAISSANCE PROGRAM			15.3		11.4		11.5	U
<b>MAJOR EQUIPMENT, DISA</b>									
6	MOBILE SATELLITE SYSTEM TECH			9.0		25.8			U
7	INFORMATION SYSTEMS SECURITY			17.5		18.6		26.7	U
8	CONTINUITY OF OPERATIONS			4.0		3.5		3.2	U
9	DEFENSE MESSAGE SYSTEM			41.7		28.0		19.4	U
10	GLOBAL COMMAND AND CONTROL SYS			4.5		4.1		3.7	U
11	GLOBAL COMBAT SUPPORT SYSTEM			3.8		4.7		5.1	U
12	STANDARD TACTICAL ENTRY POINT			16.2		2.9		2.5	U
13	ITEMS LESS THAN \$5 MILLION			15.2		13.7		14.4	U
14	DRUG INTERDICTION SUPPORT			3.8					U
<b>MAJOR EQUIPMENT, DIA</b>									
15 INTELLIGENCE AND COMMUNICATIONS									
<b>MAJOR EQUIPMENT, DLA</b>									
16 DEFENSE SUPPORT ACTIVITIES									
				99.3		89.4		82.9	U

UNCLASSIFIED

UNCLASSIFIED  
DEFENSE-WIDE

FY 2001 PROCUREMENT PROGRAM

SUMMARY  
(\$ IN MILLIONS)

FEB 2000

APPROPRIATION: PROCUREMENT, DEFENSE-WIDE

<u>ACTIVITY</u>	<u>FY 1999</u>	<u>FY 2000</u>	<u>FY 2001</u>
01. MAJOR EQUIPMENT	1,244.2	1,248.5	1,276.1
02. SPECIAL OPERATIONS COMMAND	511.0	729.1	525.3
03. CHEMICAL/BIOLOGICAL DEFENSE	295.2	381.2	473.9
<b>TOTAL PROCUREMENT, DEFENSE-WIDE</b>	<b>2,050.4</b>	<b>2,358.7</b>	<b>2,275.3</b>

UNCLASSIFIED  
DEFENSE-WIDE

FY 2001 PROCUREMENT PROGRAM  
SUMMARY  
(\$ IN MILLIONS)

FEB 2000

<u>ORGANIZATION: PROCUREMENT, DEFENSE-WIDE</u>	<u>FY 1999</u>	<u>FY 2000</u>	<u>FY 2001</u>
OFFICE OF SECRETARY OF DEFENSE, OSD	172.7	166.6	88.4
NATIONAL SECURITY AGENCY, NSA			
DEFENSE INFORMATION SYSTEMS AGENCY, DISA	115.6	101.4	75.0
DEFENSE INTELLIGENCE AGENCY, DIA			
DEFENSE LOGISTICS AGENCY, DLA	99.3	89.4	82.9
DEFENSE SECURITY SERVICE, DSS	10.0		
DEFENSE CONTRACT AUDIT AGENCY, DCAA	3.6	4.3	4.7
DEFENSE SUPPORT PROJECT OFFICE, DSPO	3.8		
JOINT CHIEFS OF STAFF, JCS	33.2	30.9	28.2
BALLISTIC MISSILE DEFENSE ORGANIZATION, BMDO	252.6	361.9	444.0
NATIONAL IMAGERY AND MAPPING AGENCY, NIMA			
DEFENSE THREAT REDUCTION AGENCY, DTRA	28.9	34.1	44.2
DEFENSE SECURITY COOPERATION AGENCY, DSCA	.1	.4	.7
AMERICAN FORCES INFORMATION SERVICES, AFIS	5.4	5.0	4.7
DEPARTMENT OF DEFENSE DEPENDENT EDUCATION, DODDE	1.6	1.4	1.5
SPECIAL OPERATIONS COMMAND, SOCOM	511.0	729.1	525.3
CHEMICAL AND BIOLOGICAL DEFENSE PROGRAM, CBDP	295.2	381.2	473.9
<b>TOTAL</b>	<b>2,050.4</b>	<b>2,358.7</b>	<b>2,275.3</b>



UNCLASSIFIED  
DEFENSE-WIDE

FY 2001 PROCUREMENT PROGRAM

SUMMARY  
(\$ IN MILLIONS)

FEB 2000

<u>APPROPRIATION</u>	<u>FY 1999</u>	<u>FY 2000</u>	<u>FY 2001</u>
PROCUREMENT, DEFENSE-WIDE	2,050.4	2,358.7	2,275.3
NATIONAL GUARD & RESERVE EQUIPMENT	352.0	149.2	
DEFENSE PRODUCTION ACT PURCHASES		3.0	
<b>TOTAL DEFENSE-WIDE</b>	<b>2,402.4</b>	<b>2,510.9</b>	<b>2,275.3</b>

# CONSTRUCTION PROGRAMS (C-1)



---

*Department of Defense Budget  
for Fiscal Year 2001*

*February 2000*

#961

## **Preface**

**The C-1 is provided annually to the DoD oversight committees of the Congress coincident with the transmittal of the President's Budget. This document is also provided to OASD (PA) for use by non-DoD activities, and is available to the public on the Internet at <http://www.dtic.mil/comptroller>.**

**For FY 2000 the C-1 reflects appropriations "as enacted" and for FY 2001 the C-1 reflects appropriations "as requested." It does not reflect transfers of budget authority or unobligated balances, nor proposed program supplements/deferrals.**

**Office of the Under Secretary Defense (Comptroller)**

**Department of Defense**

TABLE OF CONTENTS

<u>Summary State and Country Listing</u>	<u>Page</u>
Summary by Appropriation.....	SUMMARY 1-2
Summary by Location and Purpose.....	3-12
Summary by State and Country.....	13-15
Summary by State and Country by Component.....	16-21

Detail State and Country Listing

FY 2000

Active, Guard & Reserve Forces	
Inside U.S.A. ....	STATE 1-34
Outside the U.S.A. ....	35-40
Unspecified World-wide Locations .....	41-46
Family Housing .....	47-51

FY 2001

Active, Guard & Reserve Forces	
Inside U.S.A. ....	52-76
Outside the U.S.A. ....	77-82
Unspecified World-wide Locations .....	83-86
Family Housing .....	87-90

Facility Listing

FY 2000

Active, Guard & Reserve Forces by Type of Facility .....	FACILITY 1-27
Family Housing .....	28-29

FY 2001

Active, Guard & Reserve Forces by Type of Facility .....	30-42
Family Housing .....	43-44

**Summary**  
**Military Construction, Family Housing, and Homeowners Assistance**  
**Authorization/Budget Authority/Total Obligation Authority**  
**FY 2001**  
**(\$ in Thousands)**

	<u>Authori- zation</u>	<u>Budget- Authority*</u>	<u>Total Oblig. Authority</u>
Military Construction, Army	579,282	897,938	897,938
Military Construction, Navy	695,988	753,422	753,422
Military Construction, Air Force	464,522	530,969	530,969
Military Construction, Defense-Wide	1,000,798	784,753	784,753
NATO Security Investment Program	-	190,000	201,000
Military Construction, Army National Guard	-	59,130	59,130
Military Construction, Air National Guard	-	50,179	50,179
Military Construction, Army Reserve	-	81,713	81,713
Military Construction, Navy Reserve	-	16,103	16,103
Military Construction, Air Force Reserve	-	14,851	14,851
Base Realignment & Closure Account IV	-	1,170,305	1,178,122
Family Housing, Army	162,106	1,140,381	1,140,381
Family Housing, Navy	362,822	1,245,460	1,245,460
Family Housing, Air Force	223,483	1,049,754	1,049,754
Family Housing, Defense-Wide	-	44,886	44,886
Family Housing Improvement Fund	-	-	-
Homeowners Assistance Program (HAP)	-	4,064	-
Total	3,489,001	8,033,908	8,048,661

**Reconciliation:**

Program requiring authorization for appropriation	+4,671,557
Funding for previously authorized projects	+471,950
Authorized projects using future appropriations	-598,600

**Budget Authority\***

NATO Investment Program Recoupments	+11,000
BRAC Land Sales/Receipts	+7,817
Homeowners Assistance Financed by BRAC	-4,064

**Total Obligational Authority**

8,048,661

\* Also equates to Authorization of Appropriation amounts.

## UNCLASSIFIED

Summary  
 Military Construction, Family Housing, and Homeowners Assistance

(\$ Thousands)

Data as of FEB 2000

<u>Appropriation</u>	<u>2000 Auth</u>	<u>2000 Appn</u>	<u>2001 Auth</u>	<u>2001 Appn</u>
Military Construction, Army				
Major Construction	1,098,755	911,440	579,282	788,232
Minor Construction		14,600		15,000
Planning & Design		91,605		94,706
Supporting Activities	19,000	19,000		
Total Military Construction, Army	1,117,755	1,036,645	579,282	897,938
Military Construction, Navy				
Major Construction	833,957	816,053	695,988	682,428
Minor Construction		8,426		7,659
Planning & Design		72,390		63,335
Total Military Construction, Navy	833,957	896,869	695,988	753,422
Military Construction, Air Force				
Major Construction	735,359	725,410	464,522	464,522
Minor Construction		11,341		9,850
Planning & Design		47,212		54,237
Supporting Activities				2,360
Total Military Construction, Air Force	735,359	783,963	464,522	530,969
Military Construction, Defense-Wide				
Major Construction	706,053	523,603	1,000,798	688,758
Minor Construction		18,618		17,390
Planning & Design		48,324		78,605
Total Military Construction, Defense-Wide	706,053	590,545	1,000,798	784,753
Mil. Con., Army National Guard				
Major Construction	216,381	204,190	52,603	52,603
Minor Construction		15,629		2,295
Planning		16,409		4,232
Total Mil. Con., Army National Guard	216,381	236,228	52,603	59,130
Mil. Con., Air National Guard				
Major Construction	247,247	251,585	37,060	37,060
Minor Construction		3,500		4,000
Planning		7,275		9,119
Total Mil. Con., Air National Guard	247,247	262,360	37,060	50,179
Mil. Con., Army Reserve				
Major Construction	97,233	99,548	73,396	73,396
Minor Construction		2,716		1,917
Planning		8,500		6,400
Total Mil. Con., Army Reserve	97,233	110,764	73,396	81,713
Mil. Con., Naval Reserve				
Major Construction	22,227	22,901	14,582	14,582
Minor Construction	2,659	2,659		
Planning	2,750	2,750	1,521	1,521
Total Mil. Con., Naval Reserve	27,636	28,310	16,103	16,103
Mil. Con., Air Force Reserve				
Major Construction	57,990	57,737	8,432	8,432
Minor Construction	4,467	4,467	4,115	4,115
Planning	1,867	1,867	2,304	2,304
Total Mil. Con., Air Force Reserve	64,324	64,071	14,851	14,851
NATO Security Investment Program				
Nato Security Investment Program	91,581	80,581	201,000	190,000
Total NATO Security Investment Program	91,581	80,581	201,000	190,000
Family Housing Construction, Army				
New Construction	41,000	31,583	91,974	91,974
Construction Improvements	35,400	35,400	63,590	63,590
Planning	4,300	4,300	6,542	6,542
Total Family Housing Construction, Army	80,700	71,283	162,106	162,106
Fam Housing Construction, Navy & Marine Corps				
New Construction	134,674	133,977	159,317	159,317

Summary - 1

UNCLASSIFIED

## UNCLASSIFIED

Summary  
 Military Construction, Family Housing, and Homeowners Assistance

(\$ Thousands)

Data as of FEB 2000

<u>Appropriation</u>	<u>2000 Auth</u>	<u>2000 Appn</u>	<u>2001 Auth</u>	<u>2001 Appn</u>
Construction Improvements	181,882	187,706	183,547	183,547
Planning	17,715	17,624	19,958	19,958
Total Fam Housing Construction, Navy & Marine Corps	334,271	339,307	362,822	362,822
Family Housing Construction, Air Force				
New Construction	203,411	201,938	36,677	36,677
Construction Improvements	129,952	128,630	174,046	174,046
Planning	17,093	17,081	12,760	12,760
Total Family Housing Construction, Air Force	350,456	347,649	223,483	223,483
Family Housing Construction, Defense-Wide				
Construction Improvements	50	50		
Total Family Housing Construction, Defense-Wide	50	50		
DoD Family Housing Improvement Fund				
Family Housing Improvement Fund	2,000	1,990		
Total DoD Family Housing Improvement Fund	2,000	1,990		
Base Realignment & Closure, Army				
Base Closure Round Iv	143,548	143,548	307,357	307,357
Total Base Realignment & Closure, Army	143,548	143,548	307,357	307,357
Base Realignment & Closure, Navy				
Base Closure Round Iv	196,826	196,826	472,120	472,120
Total Base Realignment & Closure, Navy	196,826	196,826	472,120	472,120
Base Realignment & Closure, Air Force				
Base Closure Round Iv	313,682	313,682	369,652	369,652
Total Base Realignment & Closure, Air Force	313,682	313,682	369,652	369,652
Base Realignment & Closure, Defense				
Base Closure Round Iv	9,778	9,778	25,240	25,240
Total Base Realignment & Closure, Defense	9,778	9,778	25,240	25,240
Family Housing Operations & Debt, Army				
Operating Expenses		398,304		378,471
Leasing		222,294		202,011
Maintenance Of Real Property		460,094		397,792
Interest Payments, C&W Housing		3		1
Total Family Housing Operations & Debt, Army		1,080,695		978,275
Fam Housing Ops & Debt, Navy & Marine Corps				
Operating Expenses		349,908		346,047
Leasing		145,365		142,690
Maintenance Of Real Property		391,514		393,830
Mortgage Insurance Premiums		73		71
Total Fam Housing Ops & Debt, Navy & Marine Corps		886,860		882,638
Family Housing Operations & Debt, AF				
Operating Expenses		287,617		283,153
Leasing		118,509		114,628
Maintenance Of Real Property		408,001		428,456
Mortgage Insurance Premiums		33		34
Total Family Housing Operations & Debt, AF		814,160		826,271
Fam Housing Ops & Debt, Def-Wide				
Operating Expenses		5,187		5,439
Leasing		35,431		38,478
Maintenance Of Real Property		608		969
Total Fam Housing Ops & Debt, Def-Wide		41,226		44,886
Grand Total	5,568,837	8,337,390	5,058,383	8,033,908

Summary - 2

UNCLASSIFIED

## UNCLASSIFIED

**Military Construction Total Obligational Authority**  
**Grand Total**  
 (\$ Thousands)

Data as of FEB 2000

<u>Summary</u>	<u>2000 Auth</u>	<u>2000 Appn</u>	<u>2001 Auth</u>	<u>2001 Appn</u>
<b><u>By Location:</u></b>				
Inside the United States	4,063,576	3,654,986	2,198,172	2,443,862
Outside the United States	440,879	611,902	490,808	489,868
Unspecified Locations	1,092,273	4,113,926	2,369,403	5,100,178
General Reduction Various	-27,891	-43,424		
*** Total By Location ***	5,568,837	8,337,390	5,058,383	8,033,908
<b><u>By Purpose:</u></b>				
Major Construction	4,043,093	3,655,891	2,926,663	2,810,013
Specified Minor Construction				3,000
Unspecified Minor Construction	7,126	81,956	4,115	59,226
Planning and Design	4,617	296,332	3,825	314,459
Supporting Activities	19,000	19,000		2,360
NATO Security Investment Program	91,581	80,581	201,000	190,000
New Construction	379,085	367,498	287,968	287,968
Construction Improvements	347,284	351,786	421,183	421,183
Planning	39,108	39,005	39,260	39,260
Operating Expenses		1,041,016		1,013,110
Leasing		521,599		497,807
Maintenance		1,260,217		1,221,047
Interest Payments, C&W		3		1
Mortgage Insurance, Premiums		106		105
Base Realignment and Closure	654,056	654,056	1,149,129	1,149,129
Base Rlnmt & Closure Acct Pt IV	9,778	9,778	25,240	25,240
Family Housing Improvement Fund	2,000	1,990		
General Reduction Various	-27,891	-43,424		
*** Total By Purpose ***	5,568,837	8,337,390	5,058,383	8,033,908

Summary - 3

UNCLASSIFIED



## UNCLASSIFIED

**Military Construction Total Obligational Authority**  
**Army**

(\$ Thousands)

Data as of FEB 2000

<u>Summary</u>	<u>2000 Auth</u>	<u>2000 Appn</u>	<u>2001 Auth</u>	<u>2001 Appn</u>
<b><u>By Location:</u></b>				
Inside the United States	1,528,451	1,306,890	677,580	886,530
Outside the United States	180,785	229,485	108,175	108,175
Unspecified Locations	153,181	1,315,813	388,989	1,491,814
*** Total By Location ***	1,862,417	2,852,188	1,174,744	2,486,519
<b><u>By Purpose:</u></b>				
Major Construction	1,619,169	1,388,203	705,281	914,231
Unspecified Minor Construction		32,945		19,212
Planning and Design		116,514		105,338
Supporting Activities	19,000	19,000		
New Construction	41,000	31,583	91,974	91,974
Construction Improvements	35,400	35,400	63,590	63,590
Planning	4,300	4,300	6,542	6,542
Operating Expenses		398,304		378,471
Leasing		222,294		202,011
Maintenance		460,094		397,792
Interest Payments, C&W		3		1
Base Realignment and Closure	143,548	143,548	307,357	307,357
*** Total By Purpose ***	1,862,417	2,852,188	1,174,744	2,486,519

Summary - 4

UNCLASSIFIED

## UNCLASSIFIED

Military Construction Total Obligational Authority  
Navy

(\$ Thousands)

Data as of FEB 2000

<u>Summary</u>	<u>2000 Auth</u>	<u>2000 Appn</u>	<u>2001 Auth</u>	<u>2001 Appn</u>
<b><u>By Location:</u></b>				
Inside the United States	933,519	886,674	785,179	772,559
Outside the United States	91,240	119,387	67,369	66,429
Unspecified Locations	367,931	1,342,111	694,485	1,648,117
*** Total By Location ***	1,392,690	2,348,172	1,547,033	2,487,105
<b><u>By Purpose:</u></b>				
Major Construction	856,184	838,954	710,570	697,010
Unspecified Minor Construction	2,659	11,085		7,659
Planning and Design	2,750	75,140	1,521	64,856
New Construction	134,674	133,977	159,317	159,317
Construction Improvements	181,882	187,706	183,547	183,547
Planning	17,715	17,624	19,958	19,958
Operating Expenses		349,908		346,047
Leasing		145,365		142,690
Maintenance		391,514		393,830
Mortgage Insurance, Premiums		73		71
Base Realignment and Closure	196,826	196,826	472,120	472,120
*** Total By Purpose ***	1,392,690	2,348,172	1,547,033	2,487,105

## UNCLASSIFIED

**Military Construction Total Obligational Authority  
Air Force  
(\$ Thousands)**

Data as of FEB 2000

<u>Summary</u>	<u>2000 Auth</u>	<u>2000 Appn</u>	<u>2001 Auth</u>	<u>2001 Appn</u>
<b><u>By Location:</u></b>				
Inside the United States	1,222,286	1,225,163	493,896	496,256
Outside the United States	55,264	99,464	47,875	47,875
Unspecified Locations	461,409	1,304,682	567,797	1,471,274
General Reduction Various	-27,891	-43,424		
*** Total By Location ***	1,711,068	2,585,885	1,109,568	2,015,405
<b><u>By Purpose:</u></b>				
Major Construction	1,068,487	1,078,156	510,014	510,014
Unspecified Minor Construction	4,467	19,308	4,115	17,965
Planning and Design	1,867	56,354	2,304	65,660
Supporting Activities				2,360
New Construction	203,411	201,938	36,677	36,677
Construction Improvements	129,952	128,630	174,046	174,046
Planning	17,093	17,081	12,760	12,760
Operating Expenses		287,617		283,153
Leasing		118,509		114,628
Maintenance		408,001		428,456
Mortgage Insurance, Premiums		33		34
Base Realignment and Closure	313,682	313,682	369,652	369,652
General Reduction Various	-27,891	-43,424		
*** Total By Purpose ***	1,711,068	2,585,885	1,109,568	2,015,405

Summary - 6

UNCLASSIFIED

## UNCLASSIFIED

**Military Construction Total Obligational Authority  
Defense Wide  
(\$ Thousands)**

Data as of FEB 2000

<u>Summary</u>	<u>2000 Auth</u>	<u>2000 Appn</u>	<u>2001 Auth</u>	<u>2001 Appn</u>
<b><u>By Location:</u></b>				
Inside the United States	379,320	236,259	241,517	288,517
Outside the United States	113,590	163,566	267,389	267,389
Unspecified Locations	109,752	151,320	718,132	488,973
*** Total By Location ***	602,662	551,145	1,227,038	1,044,879
<b><u>By Purpose:</u></b>				
Major Construction	499,253	350,578	1,000,798	688,758
Specified Minor Construction				3,000
Unspecified Minor Construction		18,618		14,390
Planning and Design		48,324		78,605
NATO Security Investment Program	91,581	80,581	201,000	190,000
Construction Improvements	50	50		
Operating Expenses		5,187		5,439
Leasing		35,431		38,478
Maintenance		608		969
Base Rlnmt & Closure Acct Pt IV	9,778	9,778	25,240	25,240
Family Housing Improvement Fund	2,000	1,990		
*** Total By Purpose ***	602,662	551,145	1,227,038	1,044,879

Summary - 7

UNCLASSIFIED

## UNCLASSIFIED

**Military Construction Total Obligational Authority  
Active Forces  
(\$ Thousands)**

Data as of FEB 2000

<u>Summary</u>	<u>2000 Auth</u>	<u>2000 Appn</u>	<u>2001 Auth</u>	<u>2001 Appn</u>
<u>By Location:</u>				
Inside the United States	2,868,393	2,653,775	1,774,857	1,973,547
Outside the United States	279,754	400,801	219,144	218,204
Unspecified Locations	330,162	3,244,915	494,202	3,426,173
General Reduction Various	-25,811	-42,060		
*** Total By Location ***	3,452,498	6,257,431	2,488,203	5,617,924
<u>By Purpose:</u>				
Major Construction	2,693,882	2,494,963	1,739,792	1,935,182
Unspecified Minor Construction		34,367		32,509
Planning and Design		211,207		212,278
Supporting Activities	19,000	19,000		2,360
New Construction	379,085	367,498	287,968	287,968
Construction Improvements	347,234	351,736	421,183	421,183
Planning	39,108	39,005	39,260	39,260
Operating Expenses		1,035,829		1,007,671
Leasing		486,168		459,329
Maintenance		1,259,609		1,220,078
Interest Payments, C&W		3		1
Mortgage Insurance, Premiums		106		105
General Reduction Various	-25,811	-42,060		
*** Total By Purpose ***	3,452,498	6,257,431	2,488,203	5,617,924

Summary - 8

UNCLASSIFIED

## UNCLASSIFIED

**Military Construction Total Obligational Authority  
National Guard and Reserve Forces  
(\$ Thousands)**

Data as of FEB 2000

<u>Summary</u>	<u>2000 Auth</u>	<u>2000 Appn</u>	<u>2001 Auth</u>	<u>2001 Appn</u>
<u>By Location:</u>				
Inside the United States	609,063	591,927	181,798	181,798
Outside the United States	47,535	47,535	4,275	4,275
Unspecified Locations	-1,697	63,635	7,940	35,903
General Reduction Various	-2,080	-1,364		
*** Total By Location ***	652,821	701,733	194,013	221,976
<u>By Purpose:</u>				
Major Construction	643,158	637,325	186,073	186,073
Unspecified Minor Construction	7,126	28,971	4,115	12,327
Planning and Design	4,617	36,801	3,825	23,576
General Reduction Various	-2,080	-1,364		
*** Total By Purpose ***	652,821	701,733	194,013	221,976

Summary - 9

UNCLASSIFIED

## UNCLASSIFIED

**Military Construction Total Obligational Authority  
Military Construction  
(\$ Thousands)**

Data as of FEB 2000

<u>Summary</u>	<u>2000 Auth</u>	<u>2000 Appn</u>	<u>2001 Auth</u>	<u>2001 Appn</u>
<u>By Location:</u>				
Inside the United States	3,721,455	3,315,035	1,932,004	2,177,694
Outside the United States	403,915	574,938	469,008	468,068
Unspecified Locations	675,990	864,197	1,908,960	1,907,665
*** Total By Location ***	4,801,360	4,754,170	4,309,972	4,553,427
<u>By Purpose:</u>				
Major Construction	4,043,093	3,655,891	2,926,663	2,810,013
Specified Minor Construction				3,000
Unspecified Minor Construction	-20,765	38,532	4,115	59,226
Planning and Design	4,617	296,332	3,825	314,459
Supporting Activities	19,000	19,000		2,360
NATO Security Investment Program	91,581	80,581	201,000	190,000
Base Realignment and Closure	654,056	654,056	1,149,129	1,149,129
Base Rlnmt & Closure Acct Pt IV	9,778	9,778	25,240	25,240
*** Total By Purpose ***	4,801,360	4,754,170	4,309,972	4,553,427

Summary - 10

UNCLASSIFIED

## UNCLASSIFIED

Military Construction Total Obligational Authority  
Base Realignment and Closing  
(\$ Thousands)

Data as of FEB 2000

<u>Summary</u>	<u>2000 Auth</u>	<u>2000 Appn</u>	<u>2001 Auth</u>	<u>2001 Appn</u>
<u>By Location:</u>				
Unspecified Locations	663,834	663,834	1,174,369	1,174,369
*** Total By Location ***	663,834	663,834	1,174,369	1,174,369
<u>By Purpose:</u>				
Base Realignment and Closure	654,056	654,056	1,149,129	1,149,129
Base Rlnmt & Closure Acct Pt IV	9,778	9,778	25,240	25,240
*** Total By Purpose ***	663,834	663,834	1,174,369	1,174,369

Summary - 11

UNCLASSIFIED



## UNCLASSIFIED

**Military Construction Total Obligational Authority  
Family Housing  
(\$ Thousands)**

Data as of FEB 2000

<u>Summary</u>	<u>2000 Auth</u>	<u>2000 Appn</u>	<u>2001 Auth</u>	<u>2001 Appn</u>
<b><u>By Location:</u></b>				
Inside the United States	342,121	339,951	266,168	266,168
Outside the United States	36,964	36,964	21,800	21,800
Unspecified Locations	388,392	3,206,305	460,443	3,192,513
*** Total By Location ***	767,477	3,583,220	748,411	3,480,481
<b><u>By Purpose:</u></b>				
New Construction	379,085	367,498	287,968	287,968
Construction Improvements	347,284	351,786	421,183	421,183
Planning	39,108	39,005	39,260	39,260
Operating Expenses		1,041,016		1,013,110
Leasing		521,599		497,807
Maintenance		1,260,217		1,221,047
Interest Payments, C&W		3		1
Mortgage Insurance, Premiums		106		105
Family Housing Improvement Fund	2,000	1,990		
*** Total By Purpose ***	767,477	3,583,220	748,411	3,480,481

## UNCLASSIFIED

**Military Construction and Family Housing  
Summary by State and Country  
(\$ Thousands)**

Data as of FEB 2000

<u>State-Country</u>	<u>2000 Auth</u>	<u>2000 Appn</u>	<u>2001 Auth</u>	<u>2001 Appn</u>
ALABAMA	30,600	37,600	27,225	27,225
ALASKA	322,150	194,287	56,813	100,813
ARIZONA	73,080	65,256	36,514	36,514
ARKANSAS	32,707	67,099	18,820	77,920
CALIFORNIA	438,788	414,340	257,190	252,490
COLORADO	103,000	103,000	43,420	54,120
CONNECTICUT	17,525	17,525	3,100	3,100
DELAWARE	12,000	12,000		
DISTRICT OF COLUMBIA	21,425	21,123	53,694	41,304
FLORIDA	136,322	142,535	167,623	169,983
GEORGIA	200,761	146,625	48,471	98,471
HAWAII	228,685	199,865	209,151	291,151
IDAHO	30,940	30,392	10,125	10,125
ILLINOIS	68,242	65,115	126,730	126,730
INDIANA	32,868	68,371	6,526	60,926
IOWA	3,600	3,600		
KANSAS	97,163	91,963	11,641	26,641
KENTUCKY	325,300	101,500	24,100	50,450
LOUISIANA	8,050	8,050	28,067	28,067
MAINE	16,890	15,969	21,172	21,172
MARYLAND	62,076	114,130	27,658	73,358
MASSACHUSETTS	34,083	34,083		
MICHIGAN	13,200	13,200	8,100	8,100
MINNESOTA	18,508	8,140	4,681	4,681
MISSISSIPPI	111,154	109,165	30,240	30,240
MISSOURI	64,774	64,774	73,250	50,650
MONTANA	25,270	25,066	6,717	6,717
NEBRASKA	20,652	20,556	1,879	1,879
NEVADA	31,900	31,900	5,000	5,000
NEW HAMPSHIRE	9,600	9,600	980	980
NEW JERSEY	54,299	53,372	12,192	12,192
NEW MEXICO	41,600	41,100		
NEW YORK	85,286	59,786	6,776	30,676
NORTH CAROLINA	226,127	184,764	357,883	254,483

Summary - 13

UNCLASSIFIED

## UNCLASSIFIED

**Military Construction and Family Housing  
Summary by State and Country  
(\$ Thousands)**

Data as of FEB 2000

<u>State-Country</u>	<u>2000 Auth</u>	<u>2000 Appn</u>	<u>2001 Auth</u>	<u>2001 Appn</u>
NORTH DAKOTA	30,306	30,306	19,540	19,540
OHIO	68,341	68,341	24,432	24,432
OKLAHOMA	103,900	103,900	18,180	18,180
OREGON	15,255	40,080	4,542	13,942
PENNSYLVANIA	46,690	45,800	34,300	34,300
RHODE ISLAND			4,150	4,150
SOUTH CAROLINA	66,018	63,858	12,204	12,204
SOUTH DAKOTA	15,018	10,200		
TENNESSEE	17,300	17,300		
TEXAS	241,511	240,868	108,287	95,617
UTAH	21,890	21,890	26,800	26,800
VERMONT	8,652	8,652		
VIRGINIA	264,280	254,676	116,065	116,065
WASHINGTON	127,966	135,440	129,485	105,025
WEST VIRGINIA	28,104	28,104		
WISCONSIN	18,900	18,900		
WYOMING			25,720	25,720
CONUS CLASSIFIED	53,270	53,270	1,810	1,810
CONUS VARIOUS			11,500	11,500
ASCENSION ISLAND	2,150	2,150		
BAHRAIN ISLAND	83,090	78,552	19,400	19,400
DIEGO GARCIA	8,150	7,705	5,475	5,475
GERMANY		54,695	66,979	66,979
GREECE		6,380		
GUAM	103,154	101,154	36,000	36,000
ITALY		30,450	117,090	116,150
JAPAN			48,800	48,800
KOREA	126,770	126,520	85,298	85,298
KWAJALEIN	35,400	35,400	18,000	18,000
PORTUGAL	12,964	12,964		
PUERTO RICO	25,751	25,431	1,241	1,241
SPAIN		31,548	5,052	5,052
TURKEY			1,000	1,000
UNITED KINGDOM		55,503	14,373	14,373

Summary - 14

UNCLASSIFIED

## UNCLASSIFIED

Military Construction and Family Housing  
 Summary by State and Country  
 (\$ Thousands)

Data as of FEB 2000

<u>State-Country</u>	<u>2000 Auth</u>	<u>2000 Appn</u>	<u>2001 Auth</u>	<u>2001 Appn</u>
ECUADOR			22,673	22,673
CURACAO/ARUBA			54,150	54,150
WORLDWIDE UNSPECIFIED	1,068,198	4,089,851	2,339,957	5,073,732
WORLDWIDE VARIOUS	-22,816	-38,349	142	142
*** Total Construction ***	5,568,837	8,337,390	5,058,383	8,033,908

Summary - 15

UNCLASSIFIED

## UNCLASSIFIED

**Military Construction and Family Housing  
Army \*\*\* Summary by State and Country  
(\$ Thousands)**

Data as of FEB 2000

<u>State-Country</u>	<u>2000 Auth</u>	<u>2000 Appn</u>	<u>2001 Auth</u>	<u>2001 Appn</u>
ALABAMA	9,800	16,800	23,400	23,400
ALASKA	63,250	63,250	3,000	3,000
ARIZONA	12,200	6,000	17,474	17,474
ARKANSAS	15,408	49,800		59,100
CALIFORNIA	39,500	39,500	39,909	39,909
COLORADO	29,400	29,400		10,700
CONNECTICUT	17,525	17,525		
DISTRICT OF COLUMBIA	8,050	8,050		
FLORIDA	5,318	5,318	17,953	17,953
GEORGIA	142,221	90,221	15,800	65,800
HAWAII	61,105	37,105	59,300	105,700
ILLINOIS	10,952	10,952		
INDIANA	7,598	43,498	6,526	60,926
KANSAS	70,900	65,900	641	15,641
KENTUCKY	319,000	95,200	7,800	34,150
LOUISIANA	6,700	6,700	20,287	20,287
MARYLAND	27,450	80,950	8,700	54,400
MASSACHUSETTS	7,933	7,933		
MICHIGAN			3,600	3,600
MINNESOTA	10,368		4,681	4,681
MISSISSIPPI	20,714	20,714		
MISSOURI	30,874	30,874	61,200	38,600
MONTANA	4,700	4,700	1,417	1,417
NEBRASKA			1,879	1,879
NEVADA	1,700	1,700		
NEW HAMPSHIRE			980	980
NEW JERSEY	25,539	25,539		
NEW YORK	57,286	31,786	5,376	29,276
NORTH CAROLINA	118,584	83,092	247,809	148,409
OHIO			1,832	1,832
OKLAHOMA	39,700	39,700		
OREGON	15,255	40,080	3,122	12,522
PENNSYLVANIA	16,650	16,650	14,200	14,200
SOUTH CAROLINA	7,400	7,400	250	250

Summary - 16

UNCLASSIFIED

## UNCLASSIFIED

Military Construction and Family Housing  
 Army \*\*\* Summary by State and Country  
 (\$ Thousands)

Data as of FEB 2000

<u>State-Country</u>	<u>2000 Auth</u>	<u>2000 Appn</u>	<u>2001 Auth</u>	<u>2001 Appn</u>
SOUTH DAKOTA	4,818			
TEXAS	175,081	175,081	87,942	77,942
UTAH	6,000	6,000		
VERMONT	8,652	8,652		
VIRGINIA	80,050	80,050	4,275	4,275
WASHINGTON	38,716	48,716	22,502	22,502
WEST VIRGINIA	28,104	28,104		
WISCONSIN	10,000	10,000		
CONUS CLASSIFIED	36,400	36,400		
GERMANY		48,700	30,400	30,400
GUAM	25,784	25,784		
KOREA	66,050	66,050	55,500	55,500
KWAJALEIN	35,400	35,400	18,000	18,000
PUERTO RICO	10,101	10,101		
WORLDWIDE UNSPECIFIED	134,181	1,296,813	388,989	1,491,814
*** Total Construction ***	1,862,417	2,852,188	1,174,744	2,486,519

## UNCLASSIFIED

**Military Construction and Family Housing  
Navy \*\*\* Summary by State and Country  
(\$ Thousands)**

Data as of FEB 2000

<u>State-Country</u>	<u>2000 Auth</u>	<u>2000 Appn</u>	<u>2001 Auth</u>	<u>2001 Appn</u>
ALASKA			6,403	6,403
ARIZONA	33,080	31,694	11,140	11,140
CALIFORNIA	237,398	222,195	156,451	151,751
CONNECTICUT			3,100	3,100
DISTRICT OF COLUMBIA	4,000	3,781	32,037	19,647
FLORIDA	19,910	18,819	8,700	8,700
GEORGIA	6,260	5,918	10,719	10,719
HAWAII	164,280	159,460	145,231	180,831
IDAHO	10,040	9,492		
ILLINOIS	57,290	54,163	121,400	121,400
INDIANA	7,270	6,873		
LOUISIANA			1,390	1,390
MAINE	16,890	15,969	21,172	21,172
MARYLAND	14,630	13,830	6,430	6,430
MISSISSIPPI	26,450	25,007	4,700	4,700
NEW JERSEY	16,960	16,033	2,420	2,420
NORTH CAROLINA	48,886	47,308	65,290	61,290
OHIO	3,541	3,541		
OREGON			1,420	1,420
PENNSYLVANIA	18,840	17,950		
RHODE ISLAND			4,150	4,150
SOUTH CAROLINA	29,544	27,932	5,800	5,800
TEXAS	17,780	17,137	2,670	
UTAH	890	890		
VIRGINIA	167,530	158,382	83,520	83,520
WASHINGTON	32,050	30,300	96,733	72,273
CONUS VARIOUS			11,500	11,500
BAHRAIN ISLAND	83,090	78,552	19,400	19,400
DIEGO GARCIA	8,150	7,705		
GREECE		6,380		
ITALY		26,750	47,969	47,029
WORLDWIDE UNSPECIFIED	367,931	1,342,111	677,146	1,630,778
WORLDWIDE VARIOUS			142	142
*** Total Construction ***	1,392,690	2,348,172	1,547,033	2,487,105

Summary - 18

UNCLASSIFIED

## UNCLASSIFIED

Military Construction and Family Housing  
Air Force \*\*\* Summary by State and Country  
(\$ Thousands)

Data as of FEB 2000

<u>State-Country</u>	<u>2000 Auth</u>	<u>2000 Appn</u>	<u>2001 Auth</u>	<u>2001 Appn</u>
ALABAMA	20,800	20,800	3,825	3,825
ALASKA	76,400	76,400	47,410	47,410
ARIZONA	17,800	17,800	7,900	7,900
ARKANSAS	17,299	17,299	18,820	18,820
CALIFORNIA	106,790	102,645	15,030	15,030
COLORADO	73,600	73,600	43,420	43,420
DELAWARE	12,000	12,000		
DISTRICT OF COLUMBIA	9,375	9,292	21,657	21,657
FLORIDA	101,264	109,264	52,810	55,170
GEORGIA	40,830	40,830	21,952	21,952
HAWAII	3,300	3,300	4,620	4,620
IDAHO	20,900	20,900	10,125	10,125
ILLINOIS			5,330	5,330
INDIANA	18,000	18,000		
IOWA	3,600	3,600		
KANSAS	20,263	20,263		
KENTUCKY	6,300	6,300		
LOUISIANA	1,350	1,350	6,390	6,390
MARYLAND	9,900	9,900		
MASSACHUSETTS	26,150	26,150		
MICHIGAN	13,200	13,200	4,500	4,500
MINNESOTA	8,140	8,140		
MISSISSIPPI	54,390	54,390	25,540	25,540
MISSOURI	33,900	33,900	12,050	12,050
MONTANA	20,570	20,366	5,300	5,300
NEBRASKA	20,652	20,556		
NEVADA	30,200	30,200		
NEW HAMPSHIRE	9,600	9,600		
NEW JERSEY	11,800	11,800	9,772	9,772
NEW MEXICO	41,600	41,100		
NEW YORK	28,000	28,000		
NORTH CAROLINA	24,487	24,392	24,570	24,570
NORTH DAKOTA	30,306	30,306	19,540	19,540
OHIO	60,900	60,900	22,600	22,600

Summary - 19

UNCLASSIFIED



## UNCLASSIFIED

**Military Construction and Family Housing  
Air Force \*\*\* Summary by State and Country  
(\$ Thousands)**

Data as of FEB 2000

<u>State-Country</u>	<u>2000 Auth</u>	<u>2000 Appn</u>	<u>2001 Auth</u>	<u>2001 Appn</u>
OKLAHOMA	64,200	64,200	18,180	18,180
PENNSYLVANIA	6,200	6,200	2,400	2,400
SOUTH CAROLINA	26,200	26,200	5,350	5,350
SOUTH DAKOTA	10,200	10,200		
TENNESSEE	17,300	17,300		
TEXAS	42,850	42,850	17,675	17,675
UTAH	15,000	15,000	26,800	26,800
VIRGINIA	6,300	6,300	7,470	7,470
WASHINGTON	34,600	34,600	10,250	10,250
WISCONSIN	8,900	8,900		
WYOMING			25,720	25,720
CONUS CLASSIFIED	16,870	16,870	1,810	1,810
ASCENSION ISLAND	2,150	2,150		
DIEGO GARCIA			5,475	5,475
GUAM	8,900	8,900		
ITALY		3,700	8,000	8,000
KOREA	19,600	19,600	28,348	28,348
PORTUGAL	12,964	12,964		
PUERTO RICO	11,650	11,650		
SPAIN			5,052	5,052
TURKEY			1,000	1,000
UNITED KINGDOM		40,500		
WORLDWIDE UNSPECIFIED	461,409	1,304,682	562,877	1,466,354
WORLDWIDE VARIOUS	-27,891	-43,424		
*** Total Construction ***	1,711,068	2,585,885	1,109,568	2,015,405

## UNCLASSIFIED

**Military Construction and Family Housing  
Defense Wide \*\*\* Summary by State and Country  
(\$ Thousands)**

Data as of FEB 2000

<u>State-Country</u>	<u>2000 Auth</u>	<u>2000 Appn</u>	<u>2001 Auth</u>	<u>2001 Appn</u>
ALASKA	182,500	54,637		44,000
ARIZONA	10,000	9,762		
CALIFORNIA	55,100	50,000	45,800	45,800
FLORIDA	9,830	9,134	88,160	88,160
GEORGIA	11,450	9,656		
KANSAS	6,000	5,800	11,000	11,000
KENTUCKY			16,300	16,300
MARYLAND	10,096	9,450	12,528	12,528
MISSISSIPPI	9,600	9,054		
NEVADA			5,000	5,000
NEW YORK			1,400	1,400
NORTH CAROLINA	34,170	29,972	20,214	20,214
OHIO	3,900	3,900		
PENNSYLVANIA	5,000	5,000	17,700	17,700
SOUTH CAROLINA	2,874	2,326	804	804
TEXAS	5,800	5,800		
VIRGINIA	10,400	9,944	20,800	20,800
WASHINGTON	22,600	21,824		
GERMANY		5,995	36,579	36,579
GUAM	68,470	66,470	36,000	36,000
ITALY			61,121	61,121
JAPAN			48,800	48,800
KOREA	41,120	40,870	1,450	1,450
PUERTO RICO	4,000	3,680	1,241	1,241
SPAIN		31,548		
UNITED KINGDOM		15,003	14,373	14,373
ECUADOR			22,673	22,673
CURACAO/ARUBA			54,150	54,150
WORLDWIDE UNSPECIFIED	104,677	146,245	710,945	484,786
WORLDWIDE VARIOUS	5,075	5,075		
*** Total Construction ***	602,662	551,145	1,227,038	1,044,879

Summary - 21

UNCLASSIFIED

## UNCLASSIFIED

## FY 2000 Military Construction Total Obligational Authority as Enacted

Active, Guard and Reserve Forces  
Inside the United States  
(\$ Thousands)

Data as of FEB 2000

State/Component/Installation -----Project Name-----	Auth Amount	Appn Amount
<b>ALABAMA</b>		
<b>ARMY</b>		
REDSTONE ARSENAL		
TEST MEASUREMENT LAB/SUPPORT FACILITY	9,800	9,800
TOTAL REDSTONE ARSENAL	9,800	9,800
<b>ARMY BUDGETED BY DOD</b>		
ANNISTON ARMY DEPOT		
AMMUNITION DEMILITARIZATION FACILITY, PH VII		7,000
TOTAL ANNISTON ARMY DEPOT		7,000
<b>AIR FORCE</b>		
MAXWELL AIR FORCE BASE		
OFFICER TRANSIENT STUDENT DORMITORY	10,600	10,600
TOTAL MAXWELL AIR FORCE BASE	10,600	10,600
<b>AIR FORCE NATIONAL GUARD</b>		
BIRMINGHAM MAP		
BASE ENGINEER MAINT COMPLEX	4,200	4,200
TOTAL BIRMINGHAM MAP	4,200	4,200
DANNELLY FIELD		
MEDICAL TRAINING AND DINING FACILITY	6,000	6,000
TOTAL DANNELLY FIELD	6,000	6,000
**AIR FORCE NATIONAL GUARD	10,200	10,200
**ALABAMA	30,600	37,600
<b>ALASKA</b>		
<b>ARMY</b>		
FORT RICHARDSON		
WHOLE BARRACKS COMPLEX RENEWAL	14,600	14,600
TOTAL FORT RICHARDSON	14,600	14,600
FORT WAINWRIGHT		
AMMUNITION STORAGE FACILITY	2,300	2,300
EMISSION REDUCTION FACILITY	15,500	15,500
MOUT COLLECTIVE TRAINING FACILITY	17,000	17,000
TOTAL FORT WAINWRIGHT	34,800	34,800
**ARMY	49,400	49,400
<b>ARMY NATIONAL GUARD</b>		
FORT RICHARDSON		
CSMS/MATES	13,850	13,850
TOTAL FORT RICHARDSON	13,850	13,850
<b>AIR FORCE</b>		
EIELSON AFB		
REPAIR KC-135 PARKING RAMP	4,000	4,000
REPAIR RUNWAY	14,000	14,000
WEAPONS RELEASE SYSTEM FACILITY	6,100	6,100
TOTAL EIELSON AFB	24,100	24,100
ELMENDORF AFB		

State - 1

UNCLASSIFIED

## UNCLASSIFIED

## FY 2000 Military Construction Total Obligational Authority as Enacted

Active, Guard and Reserve Forces  
Inside the United States  
(\$ Thousands)

Data as of FEB 2000

State/Component/Installation -----Project Name-----	Auth Amount	Appn Amount
ALTER ROADWAY, DAVIS HIGHWAY	9,500	9,500
CONSTRUCT C-130 PARKING RAMP	17,000	17,000
DORMITORY	15,800	15,800
TOTAL ELMENDORF AFB	42,300	42,300
**AIR FORCE	66,400	66,400
AIR FORCE NATIONAL GUARD		
KULIS ANGB		
COMPOSITE SUPPORT COMPLEX	10,000	10,000
TOTAL KULIS ANGB	10,000	10,000
TRICARE MANAGEMENT ACTIVITY		
WAINWRIGHT		
HOSPITAL REPLACEMENT PHASE I	133,000	12,738
TOTAL WAINWRIGHT	133,000	12,738
DEFENSE LOGISTICS AGENCY		
DESC EIELSON AFB		
HYDRANT FUEL SYSTEM	26,000	22,000
TOTAL DESC EIELSON AFB	26,000	22,000
DFSC ELMENDORF AFB		
HYDRANT FUEL SYSTEM	23,500	19,899
TOTAL DFSC ELMENDORF AFB	23,500	19,899
**DEFENSE LOGISTICS AGENCY	49,500	41,899
**ALASKA	322,150	194,287
ARIZONA		
ARMY		
FORT HUACHUCA		
WASTEWATER TREATMENT/REUSE PLANT PH I	12,200	6,000
TOTAL FORT HUACHUCA	12,200	6,000
NAVY		
CAMP NAVAJO NAVY DETACHMENT		
MAGAZINES MODERNIZATION	7,560	7,147
TOTAL CAMP NAVAJO NAVY DETACHMENT	7,560	7,147
YUMA MARINE CORPS AIR STATION		
CHILD DEVELOPMENT CENTER ADDN	2,620	2,478
LAND ACQUISITION	14,400	13,613
TOTAL YUMA MARINE CORPS AIR STATION	17,020	16,091
**NAVY	24,580	23,238
***FAMILY HOUSING***		
NAVY		
YUMA MARINE CORPS AIR STATION		
NEW CONSTRUCTION	(8,500)	(8,456)
TOTAL YUMA MARINE CORPS AIR STATION		
FAMILY HOUSING	(8,500)	(8,456)

State - 2

UNCLASSIFIED

## UNCLASSIFIED

## FY 2000 Military Construction Total Obligational Authority as Enacted

Active, Guard and Reserve Forces  
Inside the United States  
(\$ Thousands)

Data as of FEB 2000

State/Component/Installation -----Project Name-----	Auth Amount	Appn Amount
AIR FORCE		
DAVIS MONTHAN AFB		
AIRCRAFT PROCESSING RAMP	7,800	7,800
TOTAL DAVIS MONTHAN AFB	7,800	7,800
***FAMILY HOUSING***		
AIR FORCE		
DAVIS MONTHAN AFB		
REPLACE FAMILY HOUSING PH 5 (64 UNITS)	(10,000)	(10,000)
TOTAL DAVIS MONTHAN AFB		
FAMILY HOUSING	(10,000)	(10,000)
TRICARE MANAGEMENT ACTIVITY		
DAVIS MONTHAN AFB		
AMBULATORY HEALTH CARE CENTER ADD/ALT	10,000	9,762
TOTAL DAVIS MONTHAN AFB	10,000	9,762
**ARIZONA	54,580	46,800
FAMILY HOUSING	(18,500)	(18,456)
ARKANSAS		
ARMY		
PINE BLUFF ARSENAL		
CHEMICAL DEFENSE QUALITY EVALUATION FACILITY	15,408	
TOTAL PINE BLUFF ARSENAL	15,408	
ARMY BUDGETED BY DOD		
PINE BLUFF ARSENAL		
AMMUNITION DEMILITARIZATION FACILITY, PH IV		49,800
TOTAL PINE BLUFF ARSENAL		49,800
AIR FORCE		
LITTLE ROCK AFB		
C-130 SQUADRON OPERATION/AMU FACILITY	7,800	7,800
TOTAL LITTLE ROCK AFB	7,800	7,800
AIR FORCE NATIONAL GUARD		
LITTLE ROCK AFB		
VEH/BASE ENG MAINT COMPLEX	8,699	8,699
TOTAL LITTLE ROCK AFB	8,699	8,699
AIR FORCE RESERVE		
LITTLE ROCK AFB		
ALTER AERIAL PORT TRAINING FACILITY	800	800
TOTAL LITTLE ROCK AFB	800	800
**ARKANSAS	32,707	67,099
CALIFORNIA		
ARMY		
FORT IRWIN		
LAND ACQUISITION-NATIONAL TRAINING CENTER	19,000	19,000
ROTATIONAL UNIT FACILITY MAINTENANCE AREA	13,400	13,400
TOTAL FORT IRWIN	32,400	32,400

State - 3

UNCLASSIFIED

## UNCLASSIFIED

## FY 2000 Military Construction Total Obligational Authority as Enacted

Active, Guard and Reserve Forces  
Inside the United States  
(\$ Thousands)

Data as of FEB 2000

State/Component/Installation -----Project Name-----	Auth Amount	Appn Amount
TOTAL EDWARDS AFB FAMILY HOUSING	(32,790)	{32,345}
VANDENBERG AFB REPLACE MFH PH7 (91 UN)	(16,800)	{16,800}
TOTAL VANDENBERG AFB FAMILY HOUSING	(16,800)	{16,800}
**AIR FORCE	(58,090)	{57,645}
TRICARE MANAGEMENT ACTIVITY LOS ANGELES AFB MEDICAL/DENTAL CLINIC REPLACEMENT	13,600	12,695
TOTAL LOS ANGELES AFB	13,600	12,695
TRAVIS AFB WRM WAREHOUSE/ENGINEERING SUPPORT	7,500	6,450
TOTAL TRAVIS AFB	7,500	6,450
**TRICARE MANAGEMENT ACTIVITY	21,100	19,145
SPECIAL OPERATIONS COMMAND NAVAL AMPHIBIOUS BASE, CORONADO NAVAL SPECIAL WARFARE C2 ADDITION	6,000	6,000
TOTAL NAVAL AMPHIBIOUS BASE, CORONADO	6,000	6,000
UNDISTRIBUTED NAVAL POST GRADUATE SCHOOL - MONTEREY DMDC-MONTEREY ADMIN RENOVATION PROJECT	28,000	24,855
TOTAL NAVAL POST GRADUATE SCHOOL - MONTEREY	28,000	24,855
**CALIFORNIA FAMILY HOUSING	360,510 {78,278}	336,612 {77,728}
COLORADO ARMY FORT CARSON MOBILIZATION MATERIAL WAREHOUSE	4,400	4,400
TOTAL FORT CARSON	4,400	4,400
PETERSON AFB US ARMY SPACE COMMAND HEADQUARTERS	25,000	25,000
TOTAL PETERSON AFB	25,000	25,000
**ARMY	29,400	29,400
AIR FORCE PETERSON AFB FIRE/CRASH RESCUE STATION USSPACECOM/NORAD HEADQUARTERS	7,000 33,000	7,000 33,000
TOTAL PETERSON AFB	40,000	40,000
SCHRIEVER AFB CHILD DEVELOPMENT CENTER FITNESS CENTER SANITARY SEWER LINE	6,700 3,900 5,500	6,700 3,900 5,500

State - 6

UNCLASSIFIED

## UNCLASSIFIED

## FY 2000 Military Construction Total Obligational Authority as Enacted

Active, Guard and Reserve Forces  
Inside the United States  
(\$ Thousands)

Data as of FEB 2000

State/Component/Installation -----Project Name-----	Auth Amount	Appn Amount
TOTAL SCHRIEVER AFB	16,100	16,100
US AIR FORCE ACADEMY UPGRADE ACADEMIC FACILITY	17,500	17,500
TOTAL US AIR FORCE ACADEMY	17,500	17,500
**AIR FORCE	73,600	73,600
**COLORADO	103,000	103,000
CONNECTICUT		
ARMY RESERVE WEST HARTFORD ADD/ALT USAR CTR	17,525	17,525
TOTAL WEST HARTFORD	17,525	17,525
**CONNECTICUT	17,525	17,525
DELAWARE		
AIR FORCE DOVER AIR FORCE BASE VISITORS' QUARTERS	12,000	12,000
TOTAL DOVER AIR FORCE BASE	12,000	12,000
**DELAWARE	12,000	12,000
DISTRICT OF COLUMBIA		
ARMY		
FORT LESLEY J MCNAIR FORT LESLEY J MCNAIR CHAPEL	1,250	1,250
TOTAL FORT LESLEY J MCNAIR	1,250	1,250
WALTER REED ARMY MED CTR PHYSICAL FITNESS TRAINING CENTER	6,800	6,800
TOTAL WALTER REED ARMY MED CTR	6,800	6,800
**ARMY	8,050	8,050
NAVY		
WASHINGTON MARINE BARRACKS SITE IMPROVEMENTS	4,000	3,781
TOTAL WASHINGTON MARINE BARRACKS	4,000	3,781
***FAMILY HOUSING***		
AIR FORCE		
BOLLING AFB BOLLING AFB-REPLACE MFH PH6 (48 UNITS)	(9,375)	(9,292)
TOTAL BOLLING AFB FAMILY HOUSING	(9,375)	(9,292)
**DISTRICT OF COLUMBIA	12,050	11,831
FAMILY HOUSING	(9,375)	(9,292)

State - 7

UNCLASSIFIED

## UNCLASSIFIED

## FY 2000 Military Construction Total Obligational Authority as Enacted

Active, Guard and Reserve Forces  
Inside the United States  
(\$ Thousands)

Data as of FEB 2000

State/Component/Installation -----Project Name-----	Auth Amount	Appn Amount
FLORIDA		
ARMY NATIONAL GUARD PENSACOLA READINESS CENTER	4,628	4,628
TOTAL PENSACOLA	4,628	4,628
ARMY RESERVE		
ORLANDO LAND ACQUISITION	690	690
TOTAL ORLANDO	690	690
NAVY		
JACKSONVILLE LAND ACQUISITION	5,000	4,723
TOTAL JACKSONVILLE	5,000	4,723
MAYPORT NAVAL STATION SMALL CRAFT BERTHING BASE OPS BLDG	9,560	9,038
TOTAL MAYPORT NAVAL STATION	9,560	9,038
WHITING FIELD NAVAL AIR STATION JPATS T-6A TRNR FAC POWER CHECK PAD/APRON MODIFICATIONS	4,750 600	4,490 568
TOTAL WHITING FIELD NAVAL AIR STATION	5,350	5,058
**NAVY	19,910	18,819
AIR FORCE		
EGLIN AFB DINING FACILITY DORMITORY (120RM) SQUADRON OPERATIONS FACILITY	4,700 7,000 6,600	4,700 7,000 6,600
TOTAL EGLIN AFB	18,300	18,300
EGLIN AUX 9 DORMITORY RUNWAY/REPAIR TAXIWAY	9,100 9,700	9,100 9,700
TOTAL EGLIN AUX 9	18,800	18,800
MACDILL AFB ADD/ALTER PHYSICAL FITNESS CENTER MISSION PLANNING CTR (PHASE I)	5,500	5,500 10,000
TOTAL MACDILL AFB	5,500	15,500
PATRICK AFB AIR FREIGHT/PASSENGER TERMINAL FAC BASE SUPPLY/TMO COMPLEX	8,300 9,500	8,300 9,500
TOTAL PATRICK AFB	17,800	17,800
TYNDALL AFB UPGRADE AIRFIELD	10,800	10,800
TOTAL TYNDALL AFB	10,800	10,800
**AIR FORCE	71,200	81,200
AIR FORCE RESERVE		

State - 8

UNCLASSIFIED



## UNCLASSIFIED

## FY 2000 Military Construction Total Obligational Authority as Enacted

Active, Guard and Reserve Forces  
Inside the United States  
(\$ Thousands)

Data as of FEB 2000

State/Component/Installation -----Project Name-----	Auth Amount	Appn Amount
HOMESTEAD AFB		
FIRE FIGHTER TRAINING FACILITY	2,000	2,000
FIRE STATION	4,950	2,950
TOTAL HOMESTEAD AFB	6,950	4,950
***FAMILY HOUSING***		
AIR FORCE		
EGLIN AFB		
REPLACE MFH PH1 (130 UN)	{14,080}	{14,080}
TOTAL EGLIN AFB		
FAMILY HOUSING	{14,080}	{14,080}
MACDILL AFB		
REPLACE FAMILY HOUSING PH 4 (54 UNITS)	{9,034}	{9,034}
TOTAL MACDILL AFB		
FAMILY HOUSING	{9,034}	{9,034}
**AIR FORCE	{23,114}	{23,114}
TRICARE MANAGEMENT ACTIVITY		
JACKSONVILLE NAVAL AIR STATION		
BRANCH MEDICAL/DENTAL CLINIC ADD/ALT	3,780	3,478
TOTAL JACKSONVILLE NAVAL AIR STATION	3,780	3,478
PATRICK AFB		
MEDICAL LOGISTICS FACILITY REPLACEMENT	1,750	1,700
TOTAL PATRICK AFB	1,750	1,700
PENSACOLA NAVAL AIR STATION		
AIRCREW WATER SURVIVAL TRAINING FACILITY	4,300	3,956
TOTAL PENSACOLA NAVAL AIR STATION	4,300	3,956
**TRICARE MANAGEMENT ACTIVITY	9,830	9,134
**FLORIDA	113,208	119,421
FAMILY HOUSING	{23,114}	{23,114}
GEORGIA		
ARMY		
FORT BENNING		
AMMUNITION HOLDING AREA	1,400	1,400
WHOLE BARRACKS COMPLEX RENEWAL, PH I	47,000	21,000
TOTAL FORT BENNING	48,400	22,400
FORT STEWART		
CONTINGENCY LOGISTICS FACILITY	18,500	18,500
MULTI-PURPOSE TRAINING RANGE	7,200	7,200
TOTAL FORT STEWART	25,700	25,700
FORT STEWART/HUNTER AAF		
WHOLE BARRACKS COMPLEX RENEWAL W/DINING, PH I	46,000	20,000
TOTAL FORT STEWART/HUNTER AAF	46,000	20,000
**ARMY	120,100	68,100

State - 9

UNCLASSIFIED

## UNCLASSIFIED

## FY 2000 Military Construction Total Obligational Authority as Enacted

Active, Guard and Reserve Forces  
Inside the United States  
(\$ Thousands)

Data as of FEB 2000

State/Component/Installation -----Project Name-----	Auth Amount	Appn Amount
ARMY RESERVE		
FORT GILLEM		
USAR CTR/ORG MNT SHOP/DIR SPT/WAREHOUSE	22,121	22,121
TOTAL FORT GILLEM	22,121	22,121
NAVY		
ALBANY MARINE CORPS LOGISTICS BASE		
ENGINEERING EQUIPMENT SHOP	6,260	5,918
TOTAL ALBANY MARINE CORPS LOGISTICS BASE	6,260	5,918
AIR FORCE		
FORT BENNING		
AIR SUPPORT OPERATIONS SQUADRON FAC	3,900	3,900
TOTAL FORT BENNING	3,900	3,900
MOODY AFB		
SQUAD OPERATIONS FACILITY	3,200	3,200
TAXIWAY	2,750	2,750
TOTAL MOODY AFB	5,950	5,950
ROBINS AFB		
KC-135 FLIGHT SIMULATOR FACILITY	3,350	3,350
TOTAL ROBINS AFB	3,350	3,350
**AIR FORCE	13,200	13,200
AIR FORCE NATIONAL GUARD		
SAVANNAH MAP		
COMPOSITE SUPPORT COMPLEX	9,800	9,800
REGIONAL FIRE TRAINING FACILITY	1,700	1,700
TOTAL SAVANNAH MAP	11,500	11,500
AIR FORCE RESERVE		
DOBBINS AFB		
ADAL FACILITY FOR C-130-H AIRCREW TRAINING	2,130	2,130
TOTAL DOBBINS AFB	2,130	2,130
ROBINS AFB		
ADAL AFRC HQ & ATACC	14,000	14,000
TOTAL ROBINS AFB	14,000	14,000
**AIR FORCE RESERVE	16,130	16,130
TRICARE MANAGEMENT ACTIVITY		
MOODY AFB		
WRM WAREHOUSE/BEE FACILITY	1,250	795
TOTAL MOODY AFB	1,250	795
SPECIAL OPERATIONS COMMAND		
FORT BENNING		
REGIMENTAL COMMAND AND CONTROL FACILITY	10,200	8,861
TOTAL FORT BENNING	10,200	8,861
**GEORGIA	200,761	146,625

State - 10

UNCLASSIFIED

## UNCLASSIFIED

## FY 2000 Military Construction Total Obligational Authority as Enacted

Active, Guard and Reserve Forces  
Inside the United States  
(\$ Thousands)

Data as of FEB 2000

State/Component/Installation -----Project Name-----	Auth Amount	Appn Amount
HAWAII		
ARMY		
SCHOFIELD BARRACKS		
WHOLE BARRACKS COMPLEX RENEWAL, PH I	49,000	25,000
TOTAL SCHOFIELD BARRACKS	49,000	25,000
ARMY NATIONAL GUARD		
BELLOWS AIR FORCE STATION		
REGIONAL TRAINING INSTITUTE, PH II	12,105	12,105
TOTAL BELLOWS AIR FORCE STATION	12,105	12,105
NAVY		
CAMP SMITH		
CINCPAC HEADQUARTERS (INCREMENT I)	15,870	15,003
TOTAL CAMP SMITH	15,870	15,003
KANEOHE BAY MARINE CORPS AIR STATION		
CONTROL TOWER & AIR TRAFFIC CONTROL FACILITY	5,790	5,474
TOTAL KANEOHE BAY MARINE CORPS AIR STATION	5,790	5,474
PEARL HARBOR NAVAL SHIPYARD		
ABRASIVE BLAST & PAINT FACILITY	10,610	10,030
TOTAL PEARL HARBOR NAVAL SHIPYARD	10,610	10,030
PEARL HARBOR NAVAL STATION		
BEQ MODERNIZATION	18,600	17,585
TOTAL PEARL HARBOR NAVAL STATION	18,600	17,585
PEARL HARBOR NAVAL SUBMARINE BASE		
BERTHING WHARF	29,460	27,852
TOTAL PEARL HARBOR NAVAL SUBMARINE BASE	29,460	27,852
**NAVY	80,330	75,944
***FAMILY HOUSING***		
NAVY		
KANEOHE BAY MARINE CORPS AIR STATION		
NEW CONSTRUCTION	(8,000)	(7,959)
TOTAL KANEOHE BAY MARINE CORPS AIR STATION		
FAMILY HOUSING	(8,000)	(7,959)
MARINE CORPS AIR STATION, KANEOHE BAY		
REPLACE, MCB KANEOHE BAY, HI (100 HOME)	(26,615)	(26,477)
TOTAL MARINE CORPS AIR STATION, KANEOHE BAY		
FAMILY HOUSING	(26,615)	(26,477)
NAVAL COMPLEX, OAHU		
REPLACE, CNE PEARL HARBOR, HI (133 HOME)	(30,168)	(30,012)
REPLACE, CNE PEARL HARBOR, HI (96 HOME)	(19,167)	(19,068)
TOTAL NAVAL COMPLEX, OAHU		
FAMILY HOUSING	(49,335)	(49,080)
**NAVY	(83,950)	(83,516)
AIR FORCE		

State - 11

UNCLASSIFIED

## UNCLASSIFIED

## FY 2000 Military Construction Total Obligational Authority as Enacted

Active, Guard and Reserve Forces  
Inside the United States  
(\$ Thousands)

Data as of FEB 2000

State/Component/Installation -----Project Name-----	Auth Amount	Appn Amount
HICKAM AFB FIRE TRAINING FACILITY	3,300	3,300
TOTAL HICKAM AFB	3,300	3,300
**HAWAII	144,735	116,349
FAMILY HOUSING	(83,950)	(83,516)
IDAHO		
NAVY		
NAVAL SURFACE WEAPONS CENTER, BAYVIEW UNDERWATER EQUIP LABORATORY	10,040	9,492
TOTAL NAVAL SURFACE WEAPONS CENTER, BAYVIEW	10,040	9,492
AIR FORCE		
MOUNTAIN HOME AFB DEFENSE ACCESS ROAD	2,400	2,400
ENHANCED TRAINING RANGE, PH II	14,600	14,600
TOTAL MOUNTAIN HOME AFB	17,000	17,000
AIR FORCE NATIONAL GUARD		
BOISE AIRPORT A-10 EXPAND ARM/DISARM APRON	1,600	1,600
FUEL CELL & CORROSION CONTROL HANGAR	2,300	2,300
TOTAL BOISE AIRPORT	3,900	3,900
**IDAHO	30,940	30,392
ILLINOIS		
ARMY NATIONAL GUARD		
MARSEILLES BATTALION TRAINING COMPLEX	10,952	10,952
TOTAL MARSEILLES	10,952	10,952
NAVY		
GREAT LAKES NAVAL TRAINING CENTER ALL WEATHER RUNNING TRACK	1,380	1,305
BEQ ("A" SCHOOL)	31,410	29,695
DRILL HALL REPL	11,190	10,580
RECRUIT IN-PROCESS BARRACK	13,310	12,583
TOTAL GREAT LAKES NAVAL TRAINING CENTER	57,290	54,163
**ILLINOIS	68,242	65,115
INDIANA		
ARMY BUDGETED BY DOD		
NEWPORT ARMY AMMUNITION PLANT AMMUNITION DEMILITARIZATION FACILITY, PH II		35,900
TOTAL NEWPORT ARMY AMMUNITION PLANT		35,900
ARMY NATIONAL GUARD		
CAMP ATTERBURY WATER SYSTEM IMPROVEMENTS	7,598	7,598
TOTAL CAMP ATTERBURY	7,598	7,598
NAVY		

State - 12

UNCLASSIFIED

## UNCLASSIFIED

## FY 2000 Military Construction Total Obligational Authority as Enacted

Active, Guard and Reserve Forces  
Inside the United States  
(\$ Thousands)

Data as of FEB 2000

State/Component/Installation -----Project Name-----	Auth Amount	Appn Amount
CRANE NAVAL SURFACE WARFARE CENTER DIV STRATEGIC WEAPONS SYSTEMS ENGINEERING FAC	7,270	6,873
TOTAL CRANE NAVAL SURFACE WARFARE CENTER DI	7,270	6,873
AIR FORCE NATIONAL GUARD FORT WAYNE MAP DINING HALL AND MEDICAL TRAINING FACILITY	7,200	7,200
TOTAL FORT WAYNE MAP	7,200	7,200
AIR FORCE RESERVE GRISSOM AFB SERVICES COMPLEX, PHASE 1	10,800	10,800
TOTAL GRISSOM AFB	10,800	10,800
**INDIANA	32,868	68,371
IOWA AIR FORCE NATIONAL GUARD SIOUX CITY MAP VEHICLE MAINTENANCE COMPLEX	3,600	3,600
TOTAL SIOUX CITY MAP	3,600	3,600
**IOWA	3,600	3,600
KANSAS ARMY FORT LEAVENWORTH US DISCIPLINARY BARRACKS, PH III WATER TREATMENT/ PLANT WHOLE BARRACKS COMPLEX RENEWAL	18,800 8,100 26,000	18,800 8,100 26,000
TOTAL FORT LEAVENWORTH	52,900	52,900
FORT RILEY WHOLE BARRACKS COMPLEX RENEWAL PH II	18,000	13,000
TOTAL FORT RILEY	18,000	13,000
**ARMY	70,900	65,900
AIR FORCE MCCONNELL AFB KC-135 SQUADRON OPERATIONS/AMU	9,600	9,600
TOTAL MCCONNELL AFB	9,600	9,600
AIR FORCE NATIONAL GUARD MCCONNELL AFB B-1 AIRCRAFT LIVE MUNITIONS LOAD RAMP	9,300	9,300
TOTAL MCCONNELL AFB	9,300	9,300
***FAMILY HOUSING*** AIR FORCE MCCONNELL AFB IMPROVE MFH AREA SAFETY	(1,363)	(1,363)
TOTAL MCCONNELL AFB FAMILY HOUSING	(1,363)	(1,363)

State - 13

UNCLASSIFIED

## UNCLASSIFIED

## FY 2000 Military Construction Total Obligational Authority as Enacted

Active, Guard and Reserve Forces  
Inside the United States  
(\$ Thousands)

Data as of FEB 2000

State/Component/Installation -----Project Name-----	Auth Amount	Appn Amount
TRICARE MANAGEMENT ACTIVITY		
RILEY		
CONSOLIDATED TROOP MEDICAL CLINIC	6,000	5,800
TOTAL RILEY	6,000	5,800
**KANSAS	95,800	90,600
FAMILY HOUSING	(1,363)	(1,363)
KENTUCKY		
ARMY		
BLUEGRASS ARMY DEPOT		
AMMUNITION SURVEILLANCE FACILITY	6,000	6,000
TOTAL BLUEGRASS ARMY DEPOT	6,000	6,000
FORT CAMPBELL		
MOUT TRAINING COMPLEX	14,400	14,400
PHYSICAL FITNESS TRAINING CENTER	6,000	6,000
SABRE HELIPORT IMPROVEMENTS	19,500	19,500
VEHICLE MAINTENANCE FACILITY (129TH)	17,000	17,000
WHOLE BARRACKS COMPLEX RENEWAL, PH II	32,000	22,000
TOTAL FORT CAMPBELL	88,900	78,900
FORT KNOX		
AUTOMATED RECORD FIRE RANGE	1,300	1,300
MULTI-PURPOSE DIGITAL TRAINING RANGE PH II	16,000	7,000
TOTAL FORT KNOX	17,300	8,300
**ARMY	112,200	93,200
ARMY BUDGETED BY DOD		
BLUEGRASS ARMY DEPOT		
AMMUNITION DEMILITARIZATION FACILITY, PH I	195,800	
AMMUNITION DEMILITARIZATION SUPPORT	11,000	2,000
TOTAL BLUEGRASS ARMY DEPOT	206,800	2,000
AIR FORCE		
FORT CAMPBELL		
AIR SUPPORT OPERATIONS SQUADRON FAC	6,300	6,300
TOTAL FORT CAMPBELL	6,300	6,300
**KENTUCKY	325,300	101,500
LOUISIANA		
ARMY		
FORT POLK		
CONSOLIDATED RANGE OPERATIONS COMPLEX	6,700	6,700
TOTAL FORT POLK	6,700	6,700
AIR FORCE NATIONAL GUARD		
NEW ORLEANS NAS		
AMMUNITION STORAGE IGLOOS	1,350	1,350
TOTAL NEW ORLEANS NAS	1,350	1,350
**LOUISIANA	8,050	8,050

State - 14

UNCLASSIFIED

## UNCLASSIFIED

## FY 2000 Military Construction Total Obligational Authority as Enacted

Active, Guard and Reserve Forces  
Inside the United States  
(\$ Thousands)

Data as of FEB 2000

State/Component/Installation -----Project Name-----	Auth Amount	Appn Amount
<b>MAINE</b>		
NAVY		
BRUNSWICK NAVAL AIR STATION BEQ REPLACEMENT	16,890	15,969
TOTAL BRUNSWICK NAVAL AIR STATION	16,890	15,969
**MAINE	16,890	15,969
<b>MARYLAND</b>		
ARMY		
GEORGE G MEADE MILITARY ENTRANCE PROCESSING STATION WHOLE BARRACKS COMPLEX RENEWAL	4,450 18,000	4,450 18,000
TOTAL GEORGE G MEADE	22,450	22,450
ARMY BUDGETED BY DOD		
ABERDEEN PROVING GROUND AMMUNITION DEMILITARIZATION FACILITY, PH II		53,500
TOTAL ABERDEEN PROVING GROUND		53,500
ARMY RESERVE		
CURTIS BAY ADD/ALT USAR CTR/MARINE AMSA	5,000	5,000
TOTAL CURTIS BAY	5,000	5,000
NAVY		
INDIAN HEAD NAVAL SURFACE WARFARE CTR DIV SEWAGE TREATMENT PLANT	10,070	9,520
TOTAL INDIAN HEAD NAVAL SURFACE WARFARE CTR	10,070	9,520
PATUXENT RIVER NAVAL AIR TEST CENTER AIR/SHIP SYS INTEGR LAB INDOOR FIRING RANGE	3,060 1,500	2,892 1,418
TOTAL PATUXENT RIVER NAVAL AIR TEST CENTER	4,560	4,310
**NAVY	14,630	13,830
AIR FORCE		
ANDREWS AFB SQUADRON OPERATIONS FACILITY	9,900	9,900
TOTAL ANDREWS AFB	9,900	9,900
TRICARE MANAGEMENT ACTIVITY		
ANDREWS AFB MEDICAL LOGISTICS FACILITY ADD/ALT	3,000	3,000
TOTAL ANDREWS AFB	3,000	3,000
PATUXENT RIVER NAVAL AIR STATION AIRCREW WATER SURVIVAL TRAINING FACILITY	4,150	3,818
TOTAL PATUXENT RIVER NAVAL AIR STATION	4,150	3,818
**TRICARE MANAGEMENT ACTIVITY	7,150	6,818
NATIONAL SECURITY AGENCY		
FORT MEADE		

State - 15

UNCLASSIFIED

## UNCLASSIFIED

## FY 2000 Military Construction Total Obligational Authority as Enacted

Active, Guard and Reserve Forces  
Inside the United States  
(\$ Thousands)

Data as of FEB 2000

State/Component/Installation	Auth Amount	Appn Amount
-----Project Name-----		
PERIMETER FENCE (EAST)	903	589
RECONFIGURE OPSI CHILLED WATER	2,043	2,043
TOTAL FORT MEADE	2,946	2,632
**MARYLAND	62,076	114,130
MASSACHUSETTS		
ARMY		
WESTOVER AFB		
MILITARY ENTRANCE PROCESSING CENTER	4,000	4,000
TOTAL WESTOVER AFB	4,000	4,000
ARMY NATIONAL GUARD		
BARNES MAP		
AASF (SUPPLEMENTAL)	3,933	3,933
TOTAL BARNES MAP	3,933	3,933
AIR FORCE		
HANSCOM AFB		
ACQUISITION MANAGEMENT FACILITY RENOVATION	16,000	16,000
TOTAL HANSCOM AFB	16,000	16,000
AIR FORCE NATIONAL GUARD		
BARNES MAP		
BASE SUPPLY COMPLEX	5,900	5,900
TOTAL BARNES MAP	5,900	5,900
AIR FORCE RESERVE		
WESTOVER AFR BASE		
CONROL TOWER	4,250	4,250
TOTAL WESTOVER AFR BASE	4,250	4,250
**MASSACHUSETTS	34,083	34,083
MICHIGAN		
AIR FORCE NATIONAL GUARD		
CAMP GRAYLING		
AIR-TO-GROUND RANGE SUPPLY FACILITY	5,800	5,800
TOTAL CAMP GRAYLING	5,800	5,800
SELFRIDGE ANG BASE		
REPLACE FIRE CRASH/RESCUE STATION	7,400	7,400
TOTAL SELFRIDGE ANG BASE	7,400	7,400
**AIR FORCE NATIONAL GUARD	13,200	13,200
**MICHIGAN	13,200	13,200
MINNESOTA		
ARMY NATIONAL GUARD		
CAMP RIPLEY		
CSMS	10,368	
TOTAL CAMP RIPLEY	10,368	

State - 16

UNCLASSIFIED



## UNCLASSIFIED

## FY 2000 Military Construction Total Obligational Authority as Enacted

Active, Guard and Reserve Forces  
Inside the United States  
(\$ Thousands)

Data as of FEB 2000

State/Component/Installation -----Project Name-----	Auth Amount	Appn Amount
AIR FORCE RESERVE MINN-ST PAUL IAP CONSOLIDATED LODGING FACILITY, PH2 OF 3	8,140	8,140
TOTAL MINN-ST PAUL IAP	8,140	8,140
**MINNESOTA	18,508	8,140
MISSISSIPPI		
ARMY NATIONAL GUARD CAMP SHELBY MULTIPURPOSE RANGE (PHIII)	14,800	14,800
TOTAL CAMP SHELBY	14,800	14,800
VICKSBURG READINESS CENTER	5,914	5,914
TOTAL VICKSBURG	5,914	5,914
**ARMY NATIONAL GUARD	20,714	20,714
NAVY		
GULFPORT NAVAL CONSTRUCTION BATTALION CTR BEQ MODERNIZATION	12,860	12,158
TOTAL GULFPORT NAVAL CONSTRUCTION BATTALION	12,860	12,158
GULFPORT NAVAL CONSTRUCTION TRAINING CTR BEQ RENOVATION	6,310	5,966
TOTAL GULFPORT NAVAL CONSTRUCTION TRAINING	6,310	5,966
MERIDIAN NAVAL AIR STATION ADMINISTRATIVE BUILDING	7,280	6,883
TOTAL MERIDIAN NAVAL AIR STATION	7,280	6,883
**NAVY	26,450	25,007
AIR FORCE		
COLUMBUS AFB ADD TO T-1A HANGER	2,600	2,600
TOTAL COLUMBUS AFB	2,600	2,600
KEESLER AFB C-130J SIMULATOR FACILITY STUDENT DINING FACILITY STUDENT DORMITORY	8,900 7,100 19,900	8,900 7,100 19,900
TOTAL KEESLER AFB	35,900	35,900
**AIR FORCE	38,500	38,500
AIR FORCE NATIONAL GUARD		
JACKSON C-17 FLIGHT SIMULATOR FACILITY	3,600	3,600
TOTAL JACKSON	3,600	3,600
***FAMILY HOUSING***		
AIR FORCE		
COLUMBUS AFB		

State - 17

UNCLASSIFIED

## UNCLASSIFIED

## FY 2000 Military Construction Total Obligational Authority as Enacted

Active, Guard and Reserve Forces  
Inside the United States  
(\$ Thousands)

Data as of FEB 2000

State/Component/Installation -----Project Name-----	Auth Amount	Appn Amount
REPLACE MFH PH2 (100 UN)	(12,290)	(12,290)
TOTAL COLUMBUS AFB FAMILY HOUSING	(12,290)	(12,290)
SPECIAL OPERATIONS COMMAND MISSISSIPPI ARMY AMMUNITION PLANT SMALL CRAFT TRAINING COMPLEX	9,600	9,054
TOTAL MISSISSIPPI ARMY AMMUNITION PLANT	9,600	9,054
**MISSISSIPPI FAMILY HOUSING	98,864 (12,290)	96,875 (12,290)
MISSOURI		
ARMY		
FORT LEONARD WOOD ACCESS ROAD	16,500	16,500
WOLVERINE/GRIZZLY SIMULATOR FACILITY	10,600	10,600
TOTAL FORT LEONARD WOOD	27,100	27,100
ARMY NATIONAL GUARD		
SEDALIA READINESS CENTER	3,774	3,774
TOTAL SEDALIA	3,774	3,774
AIR FORCE		
WHITEMAN AFB B-2 LOW OBSERVABLE RESTORATION FACILITY PHYSICAL FITNESS CENTER	23,000 1,900	23,000 1,900
TOTAL WHITEMAN AFB	24,900	24,900
AIR FORCE NATIONAL GUARD		
ROSECRANS MEMORIAL AIRPORT UPGRADE AIRCRAFT PARKING APRON, PH II	9,000	9,000
TOTAL ROSECRANS MEMORIAL AIRPORT	9,000	9,000
**MISSOURI	64,774	64,774
MONTANA		
ARMY NATIONAL GUARD		
GREAT FALLS IAP READINESS CENTER	4,700	4,700
TOTAL GREAT FALLS IAP	4,700	4,700
AIR FORCE		
MALMSTROM AFB DORMITORY	11,600	11,600
TOTAL MALMSTROM AFB	11,600	11,600
AIR FORCE NATIONAL GUARD		
GREAT FALLS IAP BASE SUPPLY WAREHOUSE	1,400	1,450
TOTAL GREAT FALLS IAP	1,400	1,450
***FAMILY HOUSING***		

State - 18

UNCLASSIFIED

## UNCLASSIFIED

## FY 2000 Military Construction Total Obligational Authority as Enacted

Active, Guard and Reserve Forces  
Inside the United States  
(\$ Thousands)

Data as of FEB 2000

State/Component/Installation -----Project Name-----	Auth Amount	Appn Amount
AIR FORCE		
MALMSTROM AFB		
MALMSTROM AFB-REPLACE MFH (34 UNITS)	(7,570)	(7,316)
TOTAL MALMSTROM AFB		
FAMILY HOUSING	(7,570)	(7,316)
**MONTANA	17,700	17,750
FAMILY HOUSING	(7,570)	(7,316)
NEBRASKA		
AIR FORCE		
OFFUTT AFB		
DORMITORY	8,300	8,300
TOTAL OFFUTT AFB	8,300	8,300
***FAMILY HOUSING***		
AIR FORCE		
OFFUTT AFB		
OFFUTT AFB-REPLACE MFH (72 UNITS)	(12,352)	(12,256)
TOTAL OFFUTT AFB		
FAMILY HOUSING	(12,352)	(12,256)
**NEBRASKA	8,300	8,300
FAMILY HOUSING	(12,352)	(12,256)
NEVADA		
ARMY		
HAWTHORNE AAP		
CONTAINER REPAIR FACILITY	1,700	1,700
TOTAL HAWTHORNE AAP	1,700	1,700
AIR FORCE		
NELLIS AFB		
F-22 AIRCRFT MAINTENANCE HANGAR	7,800	7,800
F-22 COMPOSITE/FABRICATION SHOP	7,500	7,500
F-22 PARTS WAREHOUSE AND OPS ADDITION	3,300	3,300
LAND ACQUISITION	11,600	11,600
TOTAL NELLIS AFB	30,200	30,200
**NEVADA	31,900	31,900
NEW HAMPSHIRE		
AIR FORCE NATIONAL GUARD		
PEASE AFB		
UPGRADE KC-135 AIRCRAFT PARKING APRON	9,600	9,600
TOTAL PEASE AFB	9,600	9,600
**NEW HAMPSHIRE	9,600	9,600
NEW JERSEY		
ARMY		
PICATINNY ARSENAL		
ARMAMENT SOFTWARE ENGINEERING CENTER PH I	9,900	9,900
TOTAL PICATINNY ARSENAL	9,900	9,900

State - 19

UNCLASSIFIED

## UNCLASSIFIED

## FY 2000 Military Construction Total Obligational Authority as Enacted

Active, Guard and Reserve Forces  
Inside the United States  
(\$ Thousands)

Data as of FEB 2000

State/Component/Installation -----Project Name-----	Auth Amount	Appn Amount
ARMY NATIONAL GUARD		
FORT DIX		
TRNG TECH BATTLE LAB (PH II)	10,015	10,015
TOTAL FORT DIX	10,015	10,015
ARMY RESERVE		
FORT DIX		
CENTRALIZED TACTICAL VEHICLE WASH FACILITY	5,624	5,624
TOTAL FORT DIX	5,624	5,624
NAVY		
EARLE NJ NWS		
SECURITY IMPROVEMENTS	1,250	1,181
TOTAL EARLE NJ NWS	1,250	1,181
LAKEHURST NAVAIRWARFARE CTR AIRCRAFT DIV		
ACFT/PLATFRM INTERFACE LAB	15,710	14,852
TOTAL LAKEHURST NAVAIRWARFARE CTR AIRCRAFT	15,710	14,852
**NAVY	16,960	16,033
AIR FORCE		
MCGUIRE AFB		
VISITING QUARTERS	11,800	11,800
TOTAL MCGUIRE AFB	11,800	11,800
**NEW JERSEY	54,299	53,372
NEW MEXICO		
AIR FORCE		
CANNON AFB		
REPAIR RUNWAY #2204	8,100	8,100
TOTAL CANNON AFB	8,100	8,100
KIRTLAND AFB		
REPAIR APRONS (PHASE I)	14,000	14,000
TOTAL KIRTLAND AFB	14,000	14,000
**AIR FORCE	22,100	22,100
AIR FORCE NATIONAL GUARD		
KIRTLAND AFB		
COMPOSITE SUPPORT COMPLEX	9,700	9,700
TOTAL KIRTLAND AFB	9,700	9,700
***FAMILY HOUSING***		
AIR FORCE		
HOLLOMAN AFB		
HOLLOMAN AFB-REPLACE MFH (78 UNITS)	(9,800)	(9,300)
TOTAL HOLLOMAN AFB	(9,800)	(9,300)
FAMILY HOUSING		
**NEW MEXICO	31,800	31,800
FAMILY HOUSING	(9,800)	(9,300)

State - 20

UNCLASSIFIED

## UNCLASSIFIED

## FY 2000 Military Construction Total Obligational Authority as Enacted

Active, Guard and Reserve Forces  
Inside the United States  
(\$ Thousands)

Data as of FEB 2000

State/Component/Installation -----Project Name-----	Auth Amount	Appn Amount
NEW YORK		
ARMY		
FT DRUM		
CONSOLIDATED SOLDIER/FAMILY SUPPORT CENTER	23,000	12,000
TOTAL FT DRUM	23,000	12,000
U.S. MILITARY ACADEMY		
CADET PHYSICAL DEVELOPMENT CENTER, PH II	28,500	14,000
TOTAL U.S. MILITARY ACADEMY	28,500	14,000
**ARMY	51,500	26,000
ARMY RESERVE		
FORT WADSWORTH		
ADD/ALT USARC/ORG MNT SHOP/AMSA PH II	5,786	5,786
TOTAL FORT WADSWORTH	5,786	5,786
AIR FORCE		
ROME RESEARCH SITE		
CONSOLIDATED INTELL & RECONN LAB	12,800	12,800
TOTAL ROME RESEARCH SITE	12,800	12,800
AIR FORCE NATIONAL GUARD		
HANCOCK FIELD		
COMM-ELECTRONICS TRAINING/ASE COMPLEX	8,900	8,900
TOTAL HANCOCK FIELD	8,900	8,900
AIR FORCE RESERVE		
NIAGARA FALLS IAP		
VISITING OFFICERS QUARTERS	6,300	6,300
TOTAL NIAGARA FALLS IAP	6,300	6,300
**NEW YORK	85,286	59,786
NORTH CAROLINA		
ARMY		
FORT BRAGG		
HEAVY DROP RIGGING FACILITY	30,000	30,000
MOUT TRAINING COMPLEX, PH II	7,000	7,000
WHOLE BARRACKS COMPLEX RENEWAL, D-AREA, PH II	14,400	14,400
WHOLE BARRACKS COMPLEX RENEWAL, PH II	52,000	16,508
TOTAL FORT BRAGG	103,400	67,908
SUNNY POINT ARMY TERM		
AMMUNITION SURVEILLANCE FACILITY	3,800	3,800
TOTAL SUNNY POINT ARMY TERM	3,800	3,800
**ARMY	107,200	71,708
ARMY NATIONAL GUARD		
CHARLOTTE		
ORGANIZATIONAL MAINT SHOP	4,297	4,297
READINESS CENTER	7,087	7,087
TOTAL CHARLOTTE	11,384	11,384

State - 21

UNCLASSIFIED

## UNCLASSIFIED

## FY 2000 Military Construction Total Obligational Authority as Enacted

Active, Guard and Reserve Forces  
Inside the United States  
(\$ Thousands)

Data as of FEB 2000

State/Component/Installation -----Project Name-----	Auth Amount	Appn Amount
NAVY		
CAMP LEJEUNE MARINE CORPS BASE		
MAINTENANCE & OPS FAC	8,400	7,942
PHYSICAL FITNESS CTR	4,230	3,999
ROAD AND UTIL CONSTRUCTION	8,750	8,272
TOTAL CAMP LEJEUNE MARINE CORPS BASE	21,380	20,213
NEW RIVER MARINE CORPS AIR STATION		
AIRCRAFT TAXIWAY ADDN	520	491
FAMILY SERVICES CENTER	1,340	1,268
PROPERTY CONTROL FAC	3,610	3,414
TOTAL NEW RIVER MARINE CORPS AIR STATION	5,470	5,173
**NAVY	26,850	25,386
***FAMILY HOUSING***		
NAVY		
CHERRY POINT MARINE CORPS AIR STATION		
REPL CONSTRUCTION (180 UNITS)	(22,036)	(21,922)
TOTAL CHERRY POINT MARINE CORPS AIR STATION		
FAMILY HOUSING	(22,036)	(21,922)
AIR FORCE		
FORT BRAGG		
AIR SUPPORT OPERATIONS GROUP FAC	4,600	4,600
TOTAL FORT BRAGG	4,600	4,600
POPE AFB		
DANGEROUS CARGO PAD	7,700	7,700
TOTAL POPE AFB	7,700	7,700
**AIR FORCE	12,300	12,300
***FAMILY HOUSING***		
AIR FORCE		
SEYMOUR JOHNSON AFB		
SEYMOUR JOHNSON AFB-REPLACE MFH (78 UNITS)	(12,187)	(12,092)
TOTAL SEYMOUR JOHNSON AFB		
FAMILY HOUSING	(12,187)	(12,092)
TRICARE MANAGEMENT ACTIVITY		
CHERRY POINT MARINE CORPS AIR STATION		
AIRCREW WATER SURVIVAL TRAINING FACILITY	3,500	3,220
TOTAL CHERRY POINT MARINE CORPS AIR STATION	3,500	3,220
SPECIAL OPERATIONS COMMAND		
FORT BRAGG		
BATTALION OPERATIONS COMPLEX	18,600	16,700
DEPLOYABLE EQUIPMENT FACILITY	1,500	1,500
TOTAL FORT BRAGG	20,100	18,200
DEPARTMENT OF DEFENSE DEPENDENT EDUCATION		
BREWSTER MS		
TARAWA TERRACE II ES	10,570	8,552

State - 22

UNCLASSIFIED

## UNCLASSIFIED

## FY 2000 Military Construction Total Obligational Authority as Enacted

Active, Guard and Reserve Forces  
Inside the United States  
(\$ Thousands)

Data as of FEB 2000

State/Component/Installation -----Project Name-----	Auth Amount	Appn Amount
TOTAL BREWSTER MS	10,570	8,552
**NORTH CAROLINA	191,904	150,750
FAMILY HOUSING	(34,223)	(34,014)
NORTH DAKOTA		
AIR FORCE		
GRAND FORKS AFB		
PARKING APRON EXTENSION	9,500	9,500
TOTAL GRAND FORKS AFB	9,500	9,500
***FAMILY HOUSING***		
AIR FORCE		
GRAND FORKS AFB		
REPLACE MFH PH A (42 UN)	(10,050)	(10,050)
TOTAL GRAND FORKS AFB		
FAMILY HOUSING	(10,050)	(10,050)
MINOT AFB		
REPLACE MFH PH 6 (72 UN)	(10,756)	(10,756)
TOTAL MINOT AFB		
FAMILY HOUSING	(10,756)	(10,756)
**AIR FORCE	(20,806)	(20,806)
**NORTH DAKOTA	9,500	9,500
FAMILY HOUSING	(20,806)	(20,806)
OHIO		
NAVY RESERVE		
COLUMBUS AFB		
RESERVE CENTER ADDITION	3,541	3,541
TOTAL COLUMBUS AFB	3,541	3,541
AIR FORCE		
WRIGHT-PATTERSON AFB		
CONSOLIDATE AEROSPACE STRUCTURES RESEARCH LAB	17,500	17,500
CONSOLIDATE AVIONICS RESEARCH LAB	13,600	13,600
CONTROL TOWER	4,000	4,000
CONVERT TO PHYSICAL FITNESS CENTER	4,600	4,600
TOTAL WRIGHT-PATTERSON AFB	39,700	39,700
AIR FORCE NATIONAL GUARD		
MANSFIELD LAHM AIRPORT		
REPLACE SECURITY FORCES COMPLEX	2,700	2,700
TOTAL MANSFIELD LAHM AIRPORT	2,700	2,700
SPRINGFIELD MAP		
F-16 SQD OPS/FLIGHT TRAINING FACILITY	6,700	6,700
TOTAL SPRINGFIELD MAP	6,700	6,700
TOLEDO EXPRESS AIRPORT		
UPGRADE MAINTENANCE COMPLEX	8,400	8,400
TOTAL TOLEDO EXPRESS AIRPORT	8,400	8,400

State - 23

UNCLASSIFIED

## UNCLASSIFIED

## FY 2000 Military Construction Total Obligational Authority as Enacted

Active, Guard and Reserve Forces  
Inside the United States  
(\$ Thousands)

Data as of FEB 2000

State/Component/Installation -----Project Name-----	Auth Amount	Appn Amount
**AIR FORCE NATIONAL GUARD	17,800	17,800
AIR FORCE RESERVE		
YOUNGSTOWN MAP		
APRON RUNOFF/STORMWATER/DE-ICING SYS	3,400	3,400
TOTAL YOUNGSTOWN MAP	3,400	3,400
TRICARE MANAGEMENT ACTIVITY		
WRIGHT-PATTERSON AFB		
OCCUPATIONAL HEALTH CLINIC/BEE	3,900	3,900
TOTAL WRIGHT-PATTERSON AFB	3,900	3,900
**OHIO	68,341	68,341
OKLAHOMA		
ARMY		
FORT SILL		
RAIL AND CONTAINERIZATION FACILITY	13,200	13,200
TACTICAL EQUIPMENT SHOP	9,900	9,900
TOTAL FORT SILL	23,100	23,100
MCALESTER		
AMMUNITION ROAD INFRASTRUCTURE	6,800	6,800
FIRE STATION	3,000	3,000
RALLYARD INFRASTRUCTURE	6,800	6,800
TOTAL MCALESTER	16,600	16,600
**ARMY	39,700	39,700
AIR FORCE		
TINKER AFB		
AIR DRIVEN ACCESS OVERHAUL AND TEST FACILI	17,000	17,000
DORMITORY	6,800	6,800
REPAIR AND UPGRADE RUNWAY	11,000	11,000
TOTAL TINKER AFB	34,800	34,800
VANCE AFB		
UPGRADE CENTER RUNWAY	12,600	12,600
TOTAL VANCE AFB	12,600	12,600
**AIR FORCE	47,400	47,400
AIR FORCE NATIONAL GUARD		
TULSA IAP		
COMPOSITE SUPPORT COMPLEX	10,800	10,800
TOTAL TULSA IAP	10,800	10,800
***FAMILY HOUSING***		
AIR FORCE		
TINKER AFB		
REPLACE MFH (41 UNITS)	(6,000)	(6,000)
TOTAL TINKER AFB	(6,000)	(6,000)
FAMILY HOUSING	(6,000)	(6,000)
**OKLAHOMA	97,900	97,900
FAMILY HOUSING	(6,000)	(6,000)

State - 24

UNCLASSIFIED



## UNCLASSIFIED

## FY 2000 Military Construction Total Obligational Authority as Enacted

Active, Guard and Reserve Forces  
Inside the United States  
(\$ Thousands)

Data as of FEB 2000

State/Component/Installation -----Project Name-----	Auth Amount	Appn Amount
OREGON		
ARMY BUDGETED BY DOD		
UMATILLA ARMY DEPOT		
AMMUNITION DEMILITARIZATION FACILITY, PH V		24,825
TOTAL UMATILLA ARMY DEPOT		24,825
ARMY NATIONAL GUARD		
SALEM		
ARMED FORCES RES CENTER	15,255	15,255
TOTAL SALEM	15,255	15,255
**OREGON	15,255	40,080
PENNSYLVANIA		
ARMY		
CARLISLE BARRACKS		
WHOLE BARRACKS COMPLEX RENEWAL	5,000	5,000
TOTAL CARLISLE BARRACKS	5,000	5,000
LETTERKENNY ARMY DEPOT		
AMMUNITION CONTAINERIZATION COMPLEX	3,650	3,650
TOTAL LETTERKENNY ARMY DEPOT	3,650	3,650
**ARMY	8,650	8,650
ARMY NATIONAL GUARD		
CONNELLSVILLE		
READINESS CENTER	1,700	1,700
TOTAL CONNELLSVILLE	1,700	1,700
ARMY RESERVE		
JOHNSTOWN		
CONSOLIDATED AREA MAINT SUPPORT ACTIVITY	6,300	6,300
TOTAL JOHNSTOWN	6,300	6,300
NAVY		
MECHANICSBURG PA SPCC		
WATER DISTRIBUTION IMPVS	2,990	2,827
TOTAL MECHANICSBURG PA SPCC	2,990	2,827
PHILADELPHIA NAVAL SHIPYARD		
FOUNDRY CASTING PITS MODERNIZATION	13,320	12,593
TOTAL PHILADELPHIA NAVAL SHIPYARD	13,320	12,593
**NAVY	16,310	15,420
NAVY RESERVE		
WILLOW GROVE NAVAL AIR STATION		
GRND SUPPRT EQUIP HOLDING	600	600
HAZARDOUS/MATRL STRG FAC	1,930	1,930
TOTAL WILLOW GROVE NAVAL AIR STATION	2,530	2,530
AIR FORCE NATIONAL GUARD		
JOHNSTOWN		

State - 25

UNCLASSIFIED

## UNCLASSIFIED

## FY 2000 Military Construction Total Obligational Authority as Enacted

Active, Guard and Reserve Forces  
Inside the United States  
(\$ Thousands)

Data as of FEB 2000

State/Component/Installation -----Project Name-----	Auth Amount	Appn Amount
AIR TRAFFIC CONTROL TRAINING COMPLEX	6,200	6,200
TOTAL JOHNSTOWN	6,200	6,200
DEFENSE LOGISTICS AGENCY DEFENSE INDUSTRIAL SUPPLY CENTER PUBLIC SAFETY CENTER	5,000	5,000
TOTAL DEFENSE INDUSTRIAL SUPPLY CENTER	5,000	5,000
**PENNSYLVANIA	46,690	45,800
SOUTH CAROLINA		
ARMY		
FORT JACKSON EMERGENCY SERVICES CENTER	7,400	7,400
TOTAL FORT JACKSON	7,400	7,400
NAVY		
BEAUFORT MARINE CORPS AIR STATION ARMORY FACILITY	1,790	1,692
TOTAL BEAUFORT MARINE CORPS AIR STATION	1,790	1,692
BEAUFORT NAVAL HOSPITAL CORROSION CONTROL FAC JET ENGINE TEST CELL	8,700 7,800	8,224 7,374
TOTAL BEAUFORT NAVAL HOSPITAL	16,500	15,598
CHARLESTON NAVAL WEAPONS STATION AIR TRAFFIC CONTRL ENG CTR CHILD DEVELOPMENT CENTER	7,640 3,614	7,224 3,418
TOTAL CHARLESTON NAVAL WEAPONS STATION	11,254	10,642
**NAVY	29,544	27,932
AIR FORCE		
CHARLESTON AFB C-17 CORROSION CONTROL FACILITY	18,200	18,200
TOTAL CHARLESTON AFB	18,200	18,200
AIR FORCE NATIONAL GUARD		
MCENTIRE CONTROL TOWER	8,000	8,000
TOTAL MCENTIRE	8,000	8,000
DEPARTMENT OF DEFENSE DEPENDENT EDUCATION		
LAUREL BAY IS LAUREL BAY IS	2,874	2,326
TOTAL LAUREL BAY IS	2,874	2,326
**SOUTH CAROLINA	66,018	63,858
SOUTH DAKOTA		
ARMY NATIONAL GUARD SIOUX FALLS BARRACKS/ED FACILITY	4,818	

State - 26

UNCLASSIFIED

## UNCLASSIFIED

## FY 2000 Military Construction Total Obligational Authority as Enacted

Active, Guard and Reserve Forces  
Inside the United States  
(\$ Thousands)

Data as of FEB 2000

State/Component/Installation -----Project Name-----	Auth Amount	Appn Amount
TOTAL SIOUX FALLS	4,818	
AIR FORCE		
ELLSWORTH AFB		
EDUCATION/LIBRARY CENTER	10,200	10,200
TOTAL ELLSWORTH AFB	10,200	10,200
**SOUTH DAKOTA	15,018	10,200
TENNESSEE		
AIR FORCE		
ARNOLD ENGINEERING DEV CENTER		
UPGRADE JET ENG AIR INDUCT SYS PH III	7,800	7,800
TOTAL ARNOLD ENGINEERING DEV CENTER	7,800	7,800
AIR FORCE NATIONAL GUARD		
MCGHEE-TYSON AIRPORT		
KC-135 AIRCRAFT HYDRANT REFUELING SYSTEM	9,500	9,500
TOTAL MCGHEE-TYSON AIRPORT	9,500	9,500
**TENNESSEE	17,300	17,300
TEXAS		
ARMY		
FORT BLISS		
AIR DEPLOYMENT FACILITY COMPLEX	17,000	17,000
AIRCRAFT LOADING APRON	22,000	22,000
AMMUNITION HOT LOAD FACILITY	11,400	11,400
TACTICAL EQUIPMENT SHOP	1,950	1,950
TOTAL FORT BLISS	52,350	52,350
FORT HOOD		
DEPLOYMENT READY REACTIVE FIELD & TRAILS	8,000	8,000
FIXED WING AIRCRAFT PARKING APRON	31,000	31,000
FORCE XXI, SOLDIER DEVELOPMENT CENTER, PH II	14,000	14,000
RAIL HEAD FACILITY, PH II	14,800	14,800
SOLDIER SERVICE CENTER	16,500	16,500
WHOLE BARRACKS COMPLEX RENEWAL	29,000	29,000
TOTAL FORT HOOD	113,300	113,300
**ARMY	165,650	165,650
ARMY RESERVE		
FORT HOOD		
AREA MNT SHOP/EQPMT CONC SITE	9,431	9,431
TOTAL FORT HOOD	9,431	9,431
NAVY		
INGLESIDE NAVAL STATION		
OPERATIONAL SUPPORT FACILITY	11,780	11,137
TOTAL INGLESIDE NAVAL STATION	11,780	11,137
NAVY RESERVE		
FORT WORTH		
BEQ	6,000	6,000
TOTAL FORT WORTH	6,000	6,000

State - 27

UNCLASSIFIED

## UNCLASSIFIED

## FY 2000 Military Construction Total Obligational Authority as Enacted

Active, Guard and Reserve Forces  
Inside the United States  
(\$ Thousands)

Data as of FEB 2000

State/Component/Installation -----Project Name-----	Auth Amount	Appn Amount
AIR FORCE		
DYESS AIR FORCE BASE		
CHILD DEVELOPMENT CENTER	5,400	5,400
TOTAL DYESS AIR FORCE BASE	5,400	5,400
LACKLAND AFB		
DORMITORY	5,300	5,300
SECURITY FORCES CENTER	8,100	8,100
TOTAL LACKLAND AFB	13,400	13,400
LAUGHLIN AFB		
ADAL JPATS BEDDOWN VARIOUS FAC	3,250	3,250
TOTAL LAUGHLIN AFB	3,250	3,250
RANDOLPH AFB		
CONTROL TOWER (WEST)	3,600	3,600
TOTAL RANDOLPH AFB	3,600	3,600
**AIR FORCE	25,650	25,650
AIR FORCE NATIONAL GUARD		
KELLY AFB		
F-16 ADD/ALTER SQ OPS/FLIGHT TRAINING COMPLEX	9,700	9,700
TOTAL KELLY AFB	9,700	9,700
***FAMILY HOUSING***		
AIR FORCE		
LACKLAND AFB		
REPLACE FAMILY HOUSING (48 UNITS)	(7,500)	(7,500)
TOTAL LACKLAND AFB		
FAMILY HOUSING	(7,500)	(7,500)
TRICARE MANAGEMENT ACTIVITY		
FORT SAM HOUSTON		
VETERINARY INSTRUCTIONAL FACILITY	5,800	5,800
TOTAL FORT SAM HOUSTON	5,800	5,800
**TEXAS	234,011	233,368
FAMILY HOUSING	(7,500)	(7,500)
UTAH		
ARMY		
SALT LAKE CITY		
RED BUTTE DAM	6,000	6,000
TOTAL SALT LAKE CITY	6,000	6,000
NAVY RESERVE		
CAMP WILLIAMS		
MARINE CORPS RESERVE TRAINING CENTER ADDITION	890	890
TOTAL CAMP WILLIAMS	890	890
AIR FORCE		
HILL AFB		
CAD/PAD SPARES STORAGE FACILITY	4,600	4,600

State - 28

UNCLASSIFIED

## UNCLASSIFIED

## FY 2000 Military Construction Total Obligational Authority as Enacted

Active, Guard and Reserve Forces  
Inside the United States  
(\$ Thousands)

Data as of FEB 2000

State/Component/Installation -----Project Name-----	Auth Amount	Appn Amount
TOTAL HILL AFB	4,600	4,600
AIR FORCE NATIONAL GUARD SALT LAKE CITY IAP OPERATIONS/TRAINING/SQUAD OPERATIONS COMPLEX	10,400	10,400
TOTAL SALT LAKE CITY IAP	10,400	10,400
**UTAH	21,890	21,890
VERMONT		
ARMY NATIONAL GUARD NORTHFIELD MP TRAINING FACILITY	8,652	8,652
TOTAL NORTHFIELD	8,652	8,652
**VERMONT	8,652	8,652
VIRGINIA		
ARMY		
FORT BELVOIR FIRE STATION MILITARY POLICE STATION	1,700 2,150	1,700 2,150
TOTAL FORT BELVOIR	3,850	3,850
FORT EUSTIS EDUCATION CENTER WHOLE BARRACKS COMPLEX RENEWAL	4,800 39,000	4,800 39,000
TOTAL FORT EUSTIS	43,800	43,800
FORT MYER PUBLIC SAFETY CENTER	2,900	2,900
TOTAL FORT MYER	2,900	2,900
FORT STORY OFFSHORE BREAKWATER SYSTEM	8,000	8,000
TOTAL FORT STORY	8,000	8,000
**ARMY	58,550	58,550
ARMY NATIONAL GUARD FORT PICKETT MULTIPURPOSE RANGE	13,500	13,500
TOTAL FORT PICKETT	13,500	13,500
***FAMILY HOUSING***		
ARMY		
FORT LEE FORT LEE, VA (97)	(8,000)	(8,000)
TOTAL FORT LEE FAMILY HOUSING	(8,000)	(8,000)
NAVY		
DAM NECK FLT COMBAT TRAIN CTR ATLANTIC BACHELOR ENLISTED QUARTERS	10,310	9,746

State - 29

UNCLASSIFIED

## UNCLASSIFIED

## FY 2000 Military Construction Total Obligational Authority as Enacted

Active, Guard and Reserve Forces  
Inside the United States  
(\$ Thousands)

Data as of FEB 2000

State/Component/Installation -----Project Name-----	Auth Amount	Appn Amount
TOTAL DAM NECK FLT COMBAT TRAIN CTR ATLANTI	10,310	9,746
NORFOLK NAVAL STATION		
BERTHING PIER (INCR II)	12,690	11,997
PIER ELECTRICAL UPGRDES II	18,660	17,641
PIER REPLACEMENT	40,000	37,815
WATERFRONT ATHLETIC CPX	10,890	10,296
TOTAL NORFOLK NAVAL STATION	82,240	77,749
NORFOLK VA NSY		
BACH ENL QTRS-TRANS E1/E4	17,630	16,667
TOTAL NORFOLK VA NSY	17,630	16,667
OCEANA NAVAL AIR STATION		
AIRCRAFT ACOUSTICAL ENCL	11,490	10,863
TOTAL OCEANA NAVAL AIR STATION	11,490	10,863
QUANTICO MARINE CORPS COMBAT DEV COMMAND		
BACHELOR ENLISTED QUARTERS	20,820	19,683
TOTAL QUANTICO MARINE CORPS COMBAT DEV COMM	20,820	19,683
YORKTOWN VA NWS		
TRESTLE REPLMT & PIER UPGR	25,040	23,674
TOTAL YORKTOWN VA NWS	25,040	23,674
**NAVY	167,530	158,382
AIR FORCE		
LANGLEY AFB		
DORMITORY	6,300	6,300
TOTAL LANGLEY AFB	6,300	6,300
TRICARE MANAGEMENT ACTIVITY		
CHEATHAM ANNEX		
FHSO CONTAINER HOLDING YARD	1,650	1,518
TOTAL CHEATHAM ANNEX	1,650	1,518
NORFOLK NAVAL AIR STATION		
AIRCREW WATER SURVIVAL TRAINING FACILITY	4,050	3,726
TOTAL NORFOLK NAVAL AIR STATION	4,050	3,726
**TRICARE MANAGEMENT ACTIVITY	5,700	5,244
SPECIAL OPERATIONS COMMAND		
DAM NECK FLT COMBAT TRAIN CTR ATLANTIC		
MISSION SUPPORT FACILITY	4,700	4,700
TOTAL DAM NECK FLT COMBAT TRAIN CTR ATLANTI	4,700	4,700
**VIRGINIA	256,280	246,676
FAMILY HOUSING	(8,000)	(8,000)
WASHINGTON		
ARMY		
FORT LEWIS		
AMMUNITION SUPPLY POINT	5,200	5,200

State - 30

UNCLASSIFIED

## UNCLASSIFIED

## FY 2000 Military Construction Total Obligational Authority as Enacted

Active, Guard and Reserve Forces  
Inside the United States  
(\$ Thousands)

Data as of FEB 2000

State/Component/Installation -----Project Name-----	Auth Amount	Appn Amount
PHYSICAL FITNESS TRAINING CENTER	6,200	6,200
TANK TRAIL EROSION MITIGATION-YAKIMA, PH V	2,000	12,000
TOTAL FORT LEWIS	13,400	23,400
ARMY NATIONAL GUARD YAKIMA MATES, PH I	16,316	16,316
TOTAL YAKIMA	16,316	16,316
***FAMILY HOUSING***		
ARMY FORT LEWIS FORT LEWIS, WASHINGTON (48)	(9,000)	(9,000)
TOTAL FORT LEWIS FAMILY HOUSING	(9,000)	(9,000)
NAVY BANGOR D5 MISSILE SUPPORT FACILITY	6,300	5,956
TOTAL BANGOR	6,300	5,956
KEYPORT NAVAL UNDERSEA WARFARE CENTER DIV PIER REPLACEMENT	6,700	6,334
TOTAL KEYPORT NAVAL UNDERSEA WARFARE CENTER	6,700	6,334
PORT HADLOCK WA ORDCTRPAC TOMAHAWK AND INERT MAGS	3,440	3,252
TOTAL PORT HADLOCK WA ORDCTRPAC	3,440	3,252
PUGET SND WA NSY BREMERTN DREDGING	15,610	14,758
TOTAL PUGET SND WA NSY BREMERTN	15,610	14,758
**NAVY	32,050	30,300
AIR FORCE FAIRCHILD AFB FLIGHT LINE SUPPORT FACILITY SURVIVAL TRAINING LOGISTICS COMPLEX	9,100 4,500	9,100 4,500
TOTAL FAIRCHILD AFB	13,600	13,600
MCCHORD AFB C-17 SQUADRON OPERATIONS/AMU	7,900	7,900
TOTAL MCCHORD AFB	7,900	7,900
**AIR FORCE	21,500	21,500
AIR FORCE NATIONAL GUARD FAIRCHILD AFB COMPOSITE SUPPORT COMPLEX	9,800	9,800
TOTAL FAIRCHILD AFB	9,800	9,800
AIR FORCE RESERVE MCCHORD AFB ADAL C-17 SQUADRON OPERATIONS AMU FACILITY	3,300	3,300

State - 31

UNCLASSIFIED

UNCLASSIFIED

FY 2000 Military Construction Total Obligational Authority as Enacted

Active, Guard and Reserve Forces  
Inside the United States  
(\$ Thousands)

Data as of FEB 2000

State/Component/Installation -----Project Name-----	Auth Amount	Appn Amount
TOTAL MCCHORD AFB	3,300	3,300
TRICARE MANAGEMENT ACTIVITY		
FORT LEWIS		
NORTH DENTAL CLINIC REPLACEMENT	5,500	5,100
TOTAL FORT LEWIS	5,500	5,100
WHIDBEY ISLAND NAVAL AIR STATION		
AIRCREW WATER SURVIVAL TRAINING FACILITY	4,700	4,324
TOTAL WHIDBEY ISLAND NAVAL AIR STATION	4,700	4,324
**TRICARE MANAGEMENT ACTIVITY	10,200	9,424
DEFENSE LOGISTICS AGENCY		
DESC FAIRCHILD AFB		
ADD TO HYDRANT FUEL SYSTEM	12,400	12,400
TOTAL DESC FAIRCHILD AFB	12,400	12,400
**WASHINGTON	118,966	126,440
FAMILY HOUSING	(9,000)	{9,000}
WEST VIRGINIA		
ARMY NATIONAL GUARD		
ELEANOR		
MAINTENANCE COMPLEX	18,521	18,521
READINESS CENTER	9,583	9,583
TOTAL ELEANOR	28,104	28,104
**WEST VIRGINIA	28,104	28,104
WISCONSIN		
ARMY NATIONAL GUARD		
WEST BEND		
AASF	10,000	10,000
TOTAL WEST BEND	10,000	10,000
AIR FORCE NATIONAL GUARD		
VOLK FIELD		
REPLACE TROOP TRAINING QUARTERS	8,900	8,900
TOTAL VOLK FIELD	8,900	8,900
**WISCONSIN	18,900	18,900
CONUS CLASSIFIED		
ARMY		
CLASSIFIED LOCATION		
CLASSIFIED PROJECT	36,400	36,400
TOTAL CLASSIFIED LOCATION	36,400	36,400
AIR FORCE		
CLASSIFIED LOCATION		
AIR CONTROL SQUADRON OPERATIONS COMPLEX	5,100	5,100
CLASSIFIED PROJECT	1,093	1,093
CLASSIFIED PROJECT	9,700	9,700
SPECIAL TACTICAL UNIT DETACHMENT FACILITY	977	977



UNCLASSIFIED

FY 2000 Military Construction Total Obligational Authority as Enacted

Active, Guard and Reserve Forces  
Inside the United States  
(\$ Thousands)

Data as of FEB 2000

State/Component/Installation -----Project Name-----	Auth Amount	Appn Amount
TOTAL CLASSIFIED LOCATION	16,870	16,870
**CONUS CLASSIFIED	53,270	53,270

State - 33

UNCLASSIFIED

UNCLASSIFIED

FY 2000 Military Construction Total Obligational Authority as Enacted

Active, Guard and Reserve Forces  
 Inside the United States  
 (\$ Thousands)

Data as of FEB 2000

State/Component/Installation -----Project Name-----	Auth Amount	Appn Amount
Totals -----		
Army FAMILY HOUSING	1,367,101 (17,000)	1,179,315 (17,000)
Navy FAMILY HOUSING	798,845 (134,674)	752,697 (133,977)
Air Force FAMILY HOUSING	1,031,839 (190,447)	1,036,189 (188,974)
Defense-Wide	586,120	409,284
Inside the United States FAMILY HOUSING	3,783,905 (342,121)	3,377,485 (339,951)

## UNCLASSIFIED

## FY 2000 Military Construction Total Obligational Authority as Enacted

Active, Guard and Reserve Forces  
Specified Outside the United States  
(\$ Thousands)

Data as of FEB 2000

State/Component/Installation -----Project Name-----	Auth Amount	Appn Amount
ASCENSION ISLAND		
AIR FORCE		
ASCENSION ISLAND		
GPS SATELLITE CONTROL STATION	2,150	2,150
	-----	-----
TOTAL ASCENSION ISLAND	2,150	2,150
	-----	-----
**ASCENSION ISLAND	2,150	2,150
BAHRAIN ISLAND		
NAVY		
SW ASIA ADMIN SUPU		
BEQ (SECURITY FORCE)	24,550	23,208
BEQ (TRANSIENT)	23,770	22,473
OPERATIONS CONTROL CENTER	34,770	32,871
	-----	-----
TOTAL SW ASIA ADMIN SUPU	83,090	78,552
	-----	-----
**BAHRAIN ISLAND	83,090	78,552
DIEGO GARCIA		
NAVY		
NAVY SUPPORT FACILITY		
ACFT INTERMED MAINT FAC	8,150	7,705
	-----	-----
TOTAL NAVY SUPPORT FACILITY	8,150	7,705
	-----	-----
**DIEGO GARCIA	8,150	7,705
GERMANY		
ARMY		
ANSBACH		
WHOLE BARRACKS COMPLEX RENEWAL		21,000
	-----	-----
TOTAL ANSBACH		21,000
BAMBERG		
WHOLE BARRACKS COMPLEX RENEWAL		5,700
WHOLE BARRACKS COMPLEX RENEWAL		9,300
WHOLE BARRACKS COMPLEX RENEWAL		8,200
	-----	-----
TOTAL BAMBERG		23,200
MANNHEIM		
WHOLE BARRACKS COMPLEX RENEWAL		4,500
	-----	-----
TOTAL MANNHEIM		4,500
	-----	-----
**ARMY		48,700
TRICARE MANAGEMENT ACTIVITY		
RAMSTEIN AFB		
DENTAL CLINIC ADDITION/ALTERATION		5,995
	-----	-----
TOTAL RAMSTEIN AFB		5,995
	-----	-----
**GERMANY		54,695
GREECE		
NAVY		
SOUDA BAY CRETE NAVAL SUPPORT ACTIVITY		
OPER SUPPORT FACILITIES		6,380

State - 35

UNCLASSIFIED

## UNCLASSIFIED

## FY 2000 Military Construction Total Obligational Authority as Enacted

Active, Guard and Reserve Forces  
Specified Outside the United States  
(\$ Thousands)

Data as of FEB 2000

State/Component/Installation -----Project Name-----	Auth Amount	Appn Amount
TOTAL SOUDA BAY CRETE NAVAL SUPPORT ACTIVIT		6,380
**GREECE		6,380
GUAM		
ARMY NATIONAL GUARD		
BARRIGADA		
READINESS CENTER PHI	8,238	8,238
TOTAL BARRIGADA	8,238	8,238
ARMY RESERVE		
BARRIGADA		
USAR CTR/ORG MNT SHOP/AREA MNT SPT ACT	17,546	17,546
TOTAL BARRIGADA	17,546	17,546
AIR FORCE		
ANDERSEN AFB		
LANDFILL CLOSURE	8,900	8,900
TOTAL ANDERSEN AFB	8,900	8,900
DEPARTMENT OF DEFENSE DEPENDENT EDUCATION		
GUAM SCHOOLS		
ANDERSON ES	44,170	42,170
TOTAL GUAM SCHOOLS	44,170	42,170
DEFENSE LOGISTICS AGENCY		
DEF FUEL SUPPORT POINT GUAM		
REPLACE HYDRANT FUEL SYSTEM	24,300	24,300
TOTAL DEF FUEL SUPPORT POINT GUAM	24,300	24,300
**GUAM	103,154	101,154
ITALY		
NAVY		
NAPLES NAVAL SUPPORT ACTIVITY		
OPERATIONAL SUPPORT FAC		26,750
TOTAL NAPLES NAVAL SUPPORT ACTIVITY		26,750
AIR FORCE		
AVIANO AIR BASE		
RADAR APPROACH CONTROL FACILITY		3,700
TOTAL AVIANO AIR BASE		3,700
**ITALY		30,450
KOREA		
ARMY		
CAMP CASEY		
WHOLE BARRACKS COMPLEX RENEWAL	31,000	31,000
TOTAL CAMP CASEY	31,000	31,000
CAMP HOWZE		
WATER SYSTEM UPGRADE	3,050	3,050

State - 36

UNCLASSIFIED

## UNCLASSIFIED

## FY 2000 Military Construction Total Obligational Authority as Enacted

Active, Guard and Reserve Forces  
Specified Outside the United States  
(\$ Thousands)

Data as of FEB 2000

State/Component/Installation -----Project Name-----	Auth Amount	Appn Amount
TOTAL CAMP HOWZE	3,050	3,050
CAMP KYLE		
PHYSICAL FITNESS TRAINING CENTER	4,350	4,350
TOTAL CAMP KYLE	4,350	4,350
CAMP STANLEY		
ELECTRICAL SYSTEM UPGRADE	3,650	3,650
TOTAL CAMP STANLEY	3,650	3,650
**ARMY	42,050	42,050
***FAMILY HOUSING***		
ARMY		
CAMP HUMPHREYS		
CAMP HUMPHREYS (60)	(24,000)	(24,000)
TOTAL CAMP HUMPHREYS		
FAMILY HOUSING	(24,000)	(24,000)
AIR FORCE		
OSAN AFB		
ADAL PHYSICAL FITNESS CENTER	7,600	7,600
DORMITORY	12,000	12,000
TOTAL OSAN AFB	19,600	19,600
TRICARE MANAGEMENT ACTIVITY		
YONGSAN		
HOSPITAL ADDITION/ALTERATION	38,570	38,570
MEDICAL SUPPLY WAREHOUSE REPL	2,550	2,300
TOTAL YONGSAN	41,120	40,870
**KOREA	102,770	102,520
FAMILY HOUSING	(24,000)	(24,000)
KWAJALEIN		
ARMY		
KWAJALEIN		
POWER PLANT, PH II - NAMUR ISLAND	35,400	35,400
TOTAL KWAJALEIN	35,400	35,400
**KWAJALEIN	35,400	35,400
PORTUGAL		
***FAMILY HOUSING***		
AIR FORCE		
LAJES FIELD		
REPLACE MFH (75 UNITS)	(12,964)	(12,964)
TOTAL LAJES FIELD		
FAMILY HOUSING	(12,964)	(12,964)
**PORTUGAL		
FAMILY HOUSING	(12,964)	(12,964)

## UNCLASSIFIED

## FY 2000 Military Construction Total Obligational Authority as Enacted

Active, Guard and Reserve Forces  
Specified Outside the United States  
(\$ Thousands)

Data as of FEB 2000

State/Component/Installation -----Project Name-----	Auth Amount	Appn Amount
PUERTO RICO		
ARMY RESERVE		
FORT BUCHANAN		
USAR CTR	10,101	10,101
TOTAL FORT BUCHANAN	10,101	10,101
AIR FORCE NATIONAL GUARD		
PUERTO RICO IAP		
C-130 ADD TO AIRCRAFT PARKING APRON	2,250	2,250
C-130 FUEL CELL CORROSION CONTROL	5,600	5,600
C-130 UPGRADE AIRCRAFT MAINT HANGAR	3,800	3,800
TOTAL PUERTO RICO IAP	11,650	11,650
TRICARE MANAGEMENT ACTIVITY		
NSGA SABANA SECA		
MEDICAL/DENTAL CLINIC REPLACEMENT	4,000	3,680
TOTAL NSGA SABANA SECA	4,000	3,680
**PUERTO RICO	25,751	25,431
SPAIN		
DEPARTMENT OF DEFENSE DEPENDENT EDUCATION		
ROTA ES		
CONSTRUCT NEW ELEMENTARY SCHOOL		16,348
TOTAL ROTA ES		16,348
DEFENSE LOGISTICS AGENCY		
DFSC MORON AIR BASE		
REPLACE HYDRANT FUEL SYSTEM		15,200
TOTAL DFSC MORON AIR BASE		15,200
**SPAIN		31,548
UNITED KINGDOM		
AIR FORCE		
RAF FELTWELL		
WASTEWATER TREATMENT PLANT		3,000
TOTAL RAF FELTWELL		3,000
RAF LAKENHEATH		
CHILD DEVELOPMENT CENTER		5,800
CONSOLIDATED SUPPORT COMPLEX		12,400
TOTAL RAF LAKENHEATH		18,200
RAF MILDENHALL		
CONSOLIDATED CORROSION CONTROL/MAINT COMPLEX		10,200
HAZMAT STORAGE FACILITY		1,000
KC-135 FLIGHT SIMULATOR FACILITY		2,300
OPERATIONS SUPPORT FACILITY		4,100
TOTAL RAF MILDENHALL		17,600
RAF MOLESWORTH		
WASTEWATER TREATMENT PLANT		1,700
TOTAL RAF MOLESWORTH		1,700

State - 38

UNCLASSIFIED

UNCLASSIFIED

FY 2000 Military Construction Total Obligational Authority as Enacted

Active, Guard and Reserve Forces  
Specified Outside the United States  
(\$ Thousands)

Data as of FEB 2000

State/Component/Installation -----Project Name-----	Auth Amount	Appn Amount
**AIR FORCE		40,500
TRICARE MANAGEMENT ACTIVITY		
ROYAL AIR FORCE LAKENHEATH		
DENTAL CLINIC ADDITION/ALTERATION		6,491
TOTAL ROYAL AIR FORCE LAKENHEATH		6,491
DEPARTMENT OF DEFENSE DEPENDENT EDUCATION		
LAKENHEATH MS		
CONSTRUCT LAKENHEATH MS GYM		3,620
TOTAL LAKENHEATH MS		3,620
RAF FELTWELL		
CONSTRUCT MULTIPURPOSE FACILITY		4,392
TOTAL RAF FELTWELL		4,392
**DEPARTMENT OF DEFENSE DEPENDENT EDUCATION		8,012
NATIONAL SECURITY AGENCY		
MENWITH HILL STATION		
MENWITH HILL STATION MEDICAL CENTER EXPANSION		500
TOTAL MENWITH HILL STATION		500
**UNITED KINGDOM		55,503

UNCLASSIFIED

FY 2000 Military Construction Total Obligational Authority as Enacted

Active, Guard and Reserve Forces  
Specified Outside the United States  
(\$ Thousands)

Data as of FEB 2000

State/Component/Installation -----Project Name-----	Auth Amount	Appn Amount
<b>Totals</b>		
-----		
Army	113,335	162,035
FAMILY HOUSING	{24,000}	{24,000}
Navy	91,240	119,387
Air Force	42,300	86,500
FAMILY HOUSING	{12,964}	{12,964}
Defense-Wide	113,590	163,566
Specified Outside the United States	360,465	531,488
FAMILY HOUSING	{36,964}	{36,964}



## UNCLASSIFIED

## FY 2000 Military Construction Total Obligational Authority as Enacted

Active, Guard and Reserve Forces  
Unspecified Worldwide  
(\$ Thousands)

Data as of FEB 2000

State/Component/Installation -----Project Name-----	Auth Amount	Appn Amount
WORLDWIDE UNSPECIFIED		
GENERAL REDUCTION		
ARMY RESERVE	-2,891	
TOTAL GENERAL REDUCTION	-2,891	
RESCISSION (P.L. 106-113)		
ARMY RESERVE		-576
TOTAL RESCISSION (P.L. 106-113)		-576
GENERAL REDUCTION		
ARMY	-38,253	-47,580
TOTAL GENERAL REDUCTION	-38,253	-47,580
REVISED ECONOMIC ASSUMPTIONS		
ARMY	-3,700	-3,700
TOTAL REVISED ECONOMIC ASSUMPTIONS	-3,700	-3,700
RESCISSION (P.L. 106-113)		
ARMY		-5,388
TOTAL RESCISSION (P.L. 106-113)		-5,388
TRANSFER FUND ADJUSTMENT		
ARMY		-48,700
TOTAL TRANSFER FUND ADJUSTMENT		-48,700
GENERAL REDUCTION		
ARMY NATIONAL GUARD	-4,223	
TOTAL GENERAL REDUCTION	-4,223	
RESCISSION (P.L. 106-113)		
ARMY NATIONAL GUARD		-1,228
TOTAL RESCISSION (P.L. 106-113)		-1,228
TRANSFER FUND ADJUSTMENT		
UNDISTRIBUTED		-55,260
TOTAL TRANSFER FUND ADJUSTMENT		-55,260
CONTINGENCY CONSTRUCTION		
UNDISTRIBUTED		938
TOTAL CONTINGENCY CONSTRUCTION		938
NATO SECURITY INVESTMENT PROGRAM		
OFFICE OF SECRETARY OF DEFENSE	91,581	80,581
TOTAL NATO SECURITY INVESTMENT PROGRAM	91,581	80,581
ENERGY CONSERVATION IMPROVEMENT PROGRAM		
UNDISTRIBUTED	1,268	
TOTAL ENERGY CONSERVATION IMPROVEMENT PROGR	1,268	
GENERAL REDUCTION		
AIR FORCE NATIONAL GUARD	-5,652	
TOTAL GENERAL REDUCTION	-5,652	

State - 41

UNCLASSIFIED

## UNCLASSIFIED

## FY 2000 Military Construction Total Obligational Authority as Enacted

Active, Guard and Reserve Forces  
Unspecified Worldwide  
(\$ Thousands)

Data as of FEB 2000

State/Component/Installation -----Project Name-----	Auth Amount	Appn Amount
RESCISSION (P.L. 106-113)		
AIR FORCE RESERVE		-333
TOTAL RESCISSION (P.L. 106-113)		-333
TRANSFER FUND ADJUSTMENT		
AIR FORCE		-44,200
TOTAL TRANSFER FUND ADJUSTMENT		-44,200
GENERAL REDUCTION		
NAVY	-30,227	
TOTAL GENERAL REDUCTION	-30,227	
REVISED ECONOMIC ASSUMPTIONS		
NAVY	-3,000	
TOTAL REVISED ECONOMIC ASSUMPTIONS	-3,000	
GENERAL REDUCTION		
NAVY RESERVE	-674	
TOTAL GENERAL REDUCTION	-674	
TRANSFER FUND ADJUSTMENT		
NAVY		-33,130
TOTAL TRANSFER FUND ADJUSTMENT		-33,130
MINOR CONSTRUCTION, ARMY		
ARMY		14,600
TOTAL MINOR CONSTRUCTION, ARMY		14,600
UNSPECIFIED MINOR		
ARMY NATIONAL GUARD		15,629
TOTAL UNSPECIFIED MINOR		15,629
UNSPECIFIED MINOR CONSTRUCTION		
ARMY RESERVE		2,716
TOTAL UNSPECIFIED MINOR CONSTRUCTION		2,716
HQ DTRA RELOCATION		
DEFENSE THREAT REDUCTION AGENCY		1,200
TOTAL HQ DTRA RELOCATION		1,200
MINOR CONSTRUCTION		
DEFENSE LOGISTICS AGENCY		1,000
TOTAL MINOR CONSTRUCTION		1,000
UNSPECIFIED MINOR CONSTRUCTION		
DEPARTMENT OF DEFENSE DEPENDENT EDUCATION		1,000
TRICARE MANAGEMENT ACTIVITY		3,587
BALLISTIC MISSILE DEFENSE ORGANIZATION		1,248
SPECIAL OPERATIONS COMMAND		2,300
JOINT CHIEFS OF STAFF		6,083
TOTAL UNSPECIFIED MINOR CONSTRUCTION		14,218
MINOR CONSTRUCTION		
UNDISTRIBUTED		700

State - 42

UNCLASSIFIED

## UNCLASSIFIED

## FY 2000 Military Construction Total Obligational Authority as Enacted

Active, Guard and Reserve Forces  
Unspecified Worldwide  
(\$ Thousands)

Data as of FEB 2000

State/Component/Installation -----Project Name-----	Auth Amount	Appn Amount
DEFENSE FINANCE AND ACCOUNTING SERVICE		1,500
TOTAL MINOR CONSTRUCTION		2,200
UNSPECIFIED MINOR CONSTRUCTION AIR FORCE NATIONAL GUARD		3,500
TOTAL UNSPECIFIED MINOR CONSTRUCTION		3,500
UNSPECIFIED MINOR CONSTRUCTION - AIR FORCE AIR FORCE		11,341
TOTAL UNSPECIFIED MINOR CONSTRUCTION - AIR		11,341
UNSPECIFIED MINOR CONSTRUCTION AIR FORCE RESERVE	4,467	4,467
NAVY		8,426
NAVY RESERVE	2,659	2,659
TOTAL UNSPECIFIED MINOR CONSTRUCTION	7,126	15,552
PLANNING AND DESIGN ARMY NATIONAL GUARD		16,409
TOTAL PLANNING AND DESIGN		16,409
HOST NATION, ARMY ARMY		21,300
TOTAL HOST NATION, ARMY		21,300
PLANNING AND DESIGN, ARMY ARMY		70,305
TOTAL PLANNING AND DESIGN, ARMY		70,305
PLANNING AND DESIGN ARMY RESERVE		8,500
TRICARE MANAGEMENT ACTIVITY		9,500
TOTAL PLANNING AND DESIGN		18,000
DEFENSE LEVEL PLANNING AND DESIGN UNDISTRIBUTED		18,000
TOTAL DEFENSE LEVEL PLANNING AND DESIGN		18,000
PLANNING AND DESIGN SPECIAL OPERATIONS COMMAND		5,700
BALLISTIC MISSILE DEFENSE ORGANIZATION		15,124
TOTAL PLANNING AND DESIGN		20,824
UNSPECIFIED PLANNING & DESIGN AIR FORCE NATIONAL GUARD		7,275
TOTAL UNSPECIFIED PLANNING & DESIGN		7,275
VARIOUS-PLANNING AND DESIGN - AIR FORCE AIR FORCE		47,212
TOTAL VARIOUS-PLANNING AND DESIGN - AIR FOR		47,212
PLANNING AND DESIGN AIR FORCE RESERVE	1,867	1,867

State - 43

UNCLASSIFIED

## UNCLASSIFIED

## FY 2000 Military Construction Total Obligational Authority as Enacted

Active, Guard and Reserve Forces  
Unspecified Worldwide  
(\$ Thousands)

Data as of FEB 2000

State/Component/Installation -----Project Name-----	Auth Amount	Appn Amount
TOTAL PLANNING AND DESIGN	1,867	1,867
MCON DESIGN FUNDS		
NAVY		72,390
TOTAL MCON DESIGN FUNDS		72,390
MCNR DESIGN FUNDS		
NAVY RESERVE	2,750	2,750
TOTAL MCNR DESIGN FUNDS	2,750	2,750
DEFENSE LEVEL ACTIVITIES - ARMY		
ARMY	143,548	143,548
TOTAL DEFENSE LEVEL ACTIVITIES - ARMY	143,548	143,548
DEFENSE LEVEL ACTIVITIES		
DEFENSE LOGISTICS AGENCY	9,778	9,778
TOTAL DEFENSE LEVEL ACTIVITIES	9,778	9,778
DEFENSE LEVEL ACTIVITIES - AIR FORCE		
AIR FORCE	313,682	313,682
TOTAL DEFENSE LEVEL ACTIVITIES - AIR FORCE	313,682	313,682
DEFENSE LEVEL ACTIVITIES - NAVY		
NAVY	196,826	196,826
TOTAL DEFENSE LEVEL ACTIVITIES - NAVY	196,826	196,826
**WORLDWIDE UNSPECIFIED	679,806	883,546
WORLDWIDE VARIOUS		
AIR FORCE		
CONGRESSIONAL REDUCTION-WORLDWIDE VARIOUS		
REVISED ECONOMIC ASSUMPTIONS	-2,300	-2,300
TOTAL CONGRESSIONAL REDUCTION-WORLDWIDE VAR	-2,300	-2,300
GENERAL REDUCTION-WORLDWIDE VARIOUS		
RESCISSION, PL 106-113		-4,075
UNSPECIFIED WORLDWIDE-GENERAL REDUCTION	-23,511	-35,685
TOTAL GENERAL REDUCTION-WORLDWIDE VARIOUS	-23,511	-39,760
**AIR FORCE	-25,811	-42,060
AIR FORCE NATIONAL GUARD		
UNSPECIFIED LOCATIONS-WORLDWIDE VARIOUS		
GENERAL REDUCTION (P.L. 106-113)		-1,364
TOTAL UNSPECIFIED LOCATIONS-WORLDWIDE VARIO		-1,364
AIR FORCE RESERVE		
GENERAL REDUCTION-WORLDWIDE VARIOUS		
GENERAL REDUCTION	-2,080	
TOTAL GENERAL REDUCTION-WORLDWIDE VARIOUS	-2,080	
DEFENSE LOGISTICS AGENCY		
VARIOUS LOCATIONS-WORLDWIDE VARIOUS-WORLDWIDE		
CONFORMING STORAGE FACILITIES	1,300	1,300

State - 44

UNCLASSIFIED

UNCLASSIFIED

FY 2000 Military Construction Total Obligational Authority as Enacted

Active, Guard and Reserve Forces  
 Unspecified Worldwide  
 (\$ Thousands)

Data as of FEB 2000

State/Component/Installation -----Project Name-----	Auth Amount	Appn Amount
TOTAL VARIOUS LOCATIONS-WORLDWIDE VARIOUS-W	1,300	1,300
UNDISTRIBUTED		
VARIOUS LOCATIONS-WORLDWIDE VARIOUS-WORLDWIDE UNSPECIFIED PROJECTS	3,775	3,775
TOTAL VARIOUS LOCATIONS-WORLDWIDE VARIOUS-W	3,775	3,775
**WORLDWIDE VARIOUS	-22,816	-38,349

UNCLASSIFIED

FY 2000 Military Construction Total Obligational Authority as Enacted

Active, Guard and Reserve Forces  
Unspecified Worldwide  
(\$ Thousands)

Data as of FEB 2000

State/Component/Installation -----Project Name-----	Auth Amount	Appn Amount
Totals -----		
Army	94,481	185,835
Navy	168,334	249,921
Air Force	286,473	301,387
Defense-Wide	107,702	108,054
Unspecified Worldwide	656,990	845,197

## UNCLASSIFIED

## FY 2000 Family Housing Total Obligational Authority as Enacted

	Data as of FEB 2000	
	(\$ Thousands)	
State/Component/Installation -----Project Name-----	Auth Amount	Appn Amount
ARMY		
NEW CONSTRUCTION		
VIRGINIA		
FORT LEE		
FORT LEE, VA (97)	8,000	8,000
FORT LEE	8,000	8,000
WASHINGTON		
FORT LEWIS		
FORT LEWIS, WASHINGTON (48)	9,000	9,000
FORT LEWIS	9,000	9,000
KOREA		
CAMP HUMPHREYS		
CAMP HUMPHREYS (60)	24,000	24,000
CAMP HUMPHREYS	24,000	24,000
WORLDWIDE UNSPECIFIED		
UNSPECIFIED WORLDWIDE LOCATIONS		
RESCISSION (P.L. 116-113)		-417
TRANSFER FOR PRIVATIZATION		-9,000
UNSPECIFIED WORLDWIDE LOCATIONS		-9,417
NEW CONSTRUCTION	41,000	31,583
CONSTRUCTION IMPROVEMENT	35,400	35,400
PLANNING AND DESIGN	4,300	4,300
TOTAL FAMILY HOUSING, ARMY CONSTRUCTION	80,700	71,283
OPERATING EXPENSES		
FURNISHINGS ACCOUNT		44,970
MANAGEMENT ACCOUNT		84,185
MISCELLEANEOUS ACCOUNT		482
SERVICES ACCOUNT		47,715
UTILITIES ACCOUNT		220,952
OPERATING EXPENSES		398,304
LEASING		
		222,294
MAINTENANCE OF REAL PROPERTY		
RESCISSION (P.L. 116-113)		469,211
REVISED ECONOMIC ASSUMPTIONS		-5,617
		-3,500
TOTAL FAMILY HOUSING, ARMY OPERATIONS		1,080,692
INTEREST PAYMENTS		3
TOTAL FAMILY HOUSING, ARMY DEBT		3
GRAND TOTAL FAMILY HOUSING, ARMY	80,700	1,151,978
NAVY		
NEW CONSTRUCTION		
ARIZONA		
YUMA MARINE CORPS AIR STATION		
NEW CONSTRUCTION	8,500	8,456
YUMA MARINE CORPS AIR STATION	8,500	8,456
CALIFORNIA		
LEMOORE NAVAL AIR STATION		
REPL CONSTRUCTION	20,188	20,083
LEMOORE NAVAL AIR STATION	20,188	20,083
HAWAII		
KANEHOE BAY MARINE CORPS AIR STATION		

State - 47

UNCLASSIFIED

## UNCLASSIFIED

## FY 2000 Family Housing Total Obligational Authority as Enacted

State/Component/Installation -----Project Name-----	Data as of FEB 2000	
	Auth Amount	Appn Amount
NEW CONSTRUCTION	8,000	7,959
KANEEOHE BAY MARINE CORPS AIR STATION	8,000	7,959
MARINE CORPS AIR STATION, KANEEOHE BAY		
REPLACE, MCB KANEEOHE BAY, HI (100 HOME)	26,615	26,477
MARINE CORPS AIR STATION, KANEEOHE BAY	26,615	26,477
NAVAL COMPLEX, OAHU		
REPLACE, CNB PEARL HARBOR, HI (133 HOME)	30,168	30,012
REPLACE, CNB PEARL HARBOR, HI (96 HOME)	19,167	19,068
NAVAL COMPLEX, OAHU	49,335	49,080
HAWAII	83,950	83,516
NORTH CAROLINA		
CHERRY POINT MARINE CORPS AIR STATION		
REPL CONSTRUCTION (180 UNITS)	22,036	21,922
CHERRY POINT MARINE CORPS AIR STATION	22,036	21,922
NEW CONSTRUCTION	134,674	133,977
CONSTRUCTION IMPROVEMENTS	181,882	187,706
PLANNING	17,715	17,624
TOTAL FAMILY HOUSING, NAVY CONSTRUCTION	334,271	339,307
OPERATING EXPENSES		
FURNISHINGS ACCOUNT		32,504
MANAGEMENT ACCOUNT		82,591
MISCELLANEOUS ACCOUNT		1,175
SERVICES ACCOUNT		63,334
UTILITIES ACCOUNT		170,304
OPERATING EXPENSES		349,908
LEASING		145,365
MAINTENANCE OF REAL PROPERTY		391,514
TOTAL FAMILY HOUSING, NAVY OPERATIONS		886,787
MORTGAGE INSURANCE PREMIUMS		73
TOTAL FAMILY HOUSING, NAVY DEBT		73
GRAND TOTAL FAMILY HOUSING, NAVY	334,271	1,226,167
AIR FORCE		
NEW CONSTRUCTION		
ARIZONA		
DAVIS MONTHAN AFB		
REPLACE FAMILY HOUSING PH 5 (64 UNITS)	10,000	10,000
DAVIS MONTHAN AFB	10,000	10,000
CALIFORNIA		
BEALE AFB		
REPLACE FAMILY HOUSING PH 3 (60 UNITS)	8,500	8,500
BEALE AFB	8,500	8,500
EDWARDS AFB		
EDWARDS AFB-REPLACE MFH PH 5 (90 UNITS)	16,520	16,220
EDWARDS AFB-REPLACE MFH PH 5 (98 UNITS)	16,270	16,125
EDWARDS AFB	32,790	32,345
VANDENBERG AFB		
REPLACE MFH PH7 (91 UN)	16,800	16,800
VANDENBERG AFB	16,800	16,800
CALIFORNIA	58,090	57,645

State - 48

UNCLASSIFIED



## UNCLASSIFIED

## FY 2000 Family Housing Total Obligational Authority as Enacted

(\$ Thousands)

Data as of FEB 2000

State/Component/Installation -----Project Name-----	Auth Amount	Appn Amount
DISTRICT OF COLUMBIA		
BOLLING AFB		
BOLLING AFB-REPLACE MFH PH6 (48 UNITS)	9,375	9,292
BOLLING AFB	9,375	9,292
FLORIDA		
EGLIN AFB		
REPLACE MFH PH1 (130 UN)	14,080	14,080
EGLIN AFB	14,080	14,080
MACDILL AFB		
REPLACE FAMILY HOUSING PH 4 (54 UNITS)	9,034	9,034
MACDILL AFB	9,034	9,034
FLORIDA	23,114	23,114
KANSAS		
MCCONNELL AFB		
IMPROVE MFH AREA SAFETY	1,363	1,363
MCCONNELL AFB	1,363	1,363
MISSISSIPPI		
COLUMBUS AFB		
REPLACE MFH PH2 (100 UN)	12,290	12,290
COLUMBUS AFB	12,290	12,290
MONTANA		
MALMSTROM AFB		
MALMSTROM AFB-REPLACE MFH (34 UNITS)	7,570	7,316
MALMSTROM AFB	7,570	7,316
NEBRASKA		
OFFUTT AFB		
OFFUTT AFB-REPLACE MFH (72 UNITS)	12,352	12,256
OFFUTT AFB	12,352	12,256
NEW MEXICO		
HOLLOMAN AFB		
HOLLOMAN AFB-REPLACE MFH (78 UNITS)	9,800	9,300
HOLLOMAN AFB	9,800	9,300
NORTH CAROLINA		
SEYMOUR JOHNSON AFB		
SEYMOUR JOHNSON AFB-REPLACE MFH (78 UNITS)	12,187	12,092
SEYMOUR JOHNSON AFB	12,187	12,092
NORTH DAKOTA		
GRAND FORKS AFB		
REPLACE MFH PH A (42 UN)	10,050	10,050
GRAND FORKS AFB	10,050	10,050
MINOT AFB		
REPLACE MFH PH 6 (72 UN)	10,756	10,756
MINOT AFB	10,756	10,756
NORTH DAKOTA	20,806	20,806
OKLAHOMA		
TINKER AFB		
REPLACE MFH (41 UNITS)	6,000	6,000
TINKER AFB	6,000	6,000
TEXAS		
LACKLAND AFB		
REPLACE FAMILY HOUSING (48 UNITS)	7,500	7,500
LACKLAND AFB	7,500	7,500
PORTUGAL		
LAJES FIELD		

State - 49

UNCLASSIFIED

## UNCLASSIFIED

## FY 2000 Family Housing Total Obligational Authority as Enacted

State/Component/Installation -----Project Name-----	Data as of FEB 2000	
	Auth Amount	Appn Amount
REPLACE MFH (75 UNITS)	12,964	12,964
LAJES FIELD	12,964	12,964
NEW CONSTRUCTION	203,411	201,938
CONSTRUCTION IMPROVEMENTS	129,952	128,630
PLANNING	17,093	17,081
TOTAL FAMILY HOUSING, AIR FORCE CONSTRUCTION	350,456	347,649
OPERATING EXPENSES		
FURNISHING ACCOUNT		36,997
MANAGEMENT ACCOUNT		56,413
OPERATING EXPENSES		2,640
SERVICES ACCOUNT		31,450
UTILITIES ACCOUNT		160,117
OPERATING EXPENSES		287,617
LEASING		118,509
MAINTENANCE		411,501
REVISED ECONOMIC ASSUMPTION		-3,500
TOTAL FAMILY HOUSING, AIR FORCE OPERATIONS		814,127
MORTGAGE INSURANCE PREMIUMS		33
TOTAL FAMILY HOUSING, AIR FORCE DEBT		33
GRAND TOTAL FAMILY HOUSING, AIR FORCE	350,456	1,161,809
OFFICE OF SECRETARY OF DEFENSE		
FAMILY HOUSING IMPROVEMENT FUND (FHIF)	2,000	1,990
TOTAL FAMILY HOUSING, OFFICE OF SECRETARY OF DEF	2,000	1,990
GRAND TOTAL FAMILY HOUSING, OSD	2,000	1,990
NATIONAL SECURITY AGENCY		
CONSTRUCTION IMPROVEMENTS	50	50
TOTAL FAMILY HOUSING, NATIONAL SECURITY AGENCY CO	50	50
OPERATING EXPENSES		
SERVICES ACCOUNT		1,029
OPERATING EXPENSES		1,029
LEASING		13,299
MAINTENANCE OF REAL PROPERTY		244
TOTAL FAMILY HOUSING, NATIONAL SECURITY AGENCY OP		14,572
GRAND TOTAL FAMILY HOUSING, NATIONAL SECURITY AGE	50	14,622
DEFENSE INTELLIGENCE AGENCY		
OPERATING EXPENSES		
FURNISHINGS ACCOUNT		3,401
OPERATING EXPENSES		3,401
LEASING		22,132
TOTAL FAMILY HOUSING, DEFENSE INTELLIGENCE AGENCY		25,533

State - 50

UNCLASSIFIED

UNCLASSIFIED

FY 2000 Family Housing Total Obligational Authority as Enacted

(\$ Thousands)

Data as of FEB 2000

State/Component/Installation -----Project Name-----	Auth Amount	Appn Amount
GRAND TOTAL FAMILY HOUSING, DEFENSE INTELLIGENCE		25,533
DEFENSE LOGISTICS AGENCY		
OPERATING EXPENSES		
FURNISHINGS ACCOUNT		21
MANAGEMENT ACCOUNT		247
SERVICES ACCOUNT		75
UTILITIES ACCOUNT		414
OPERATING EXPENSES		757
MAINTENANCE OF REAL PROPERTY		364
TOTAL FAMILY HOUSING, DEFENSE LOGISTICS AGENCY OP		1,121
GRAND TOTAL FAMILY HOUSING, DEFENSE LOGISTICS AGE		1,121

## UNCLASSIFIED

## FY 2001 Military Construction Total Obligational Authority as Requested

Active, Guard and Reserve Forces  
Inside the United States  
(\$ Thousands)

Data as of FEB 2000

State/Component/Installation -----Project Name-----	Auth Amount	Appn Amount
<b>ALABAMA</b>		
ARMY		
REDSTONE ARSENAL		
SPACE AND MISSILE DEFENSE COMMAND BUILDING	23,400	23,400
TOTAL REDSTONE ARSENAL	23,400	23,400
AIR FORCE		
MAXWELL AIR FORCE BASE		
OTS ACADEMIC FACILITY	3,825	3,825
TOTAL MAXWELL AIR FORCE BASE	3,825	3,825
<b>**ALABAMA</b>	<b>27,225</b>	<b>27,225</b>
<b>ALASKA</b>		
ARMY		
FORT RICHARDSON		
CENTRAL VEHICLE WASH FACILITY	3,000	3,000
TOTAL FORT RICHARDSON	3,000	3,000
NAVY RESERVE		
ELMENDORF AFB		
MC RESERVE TRAINING CENTER	6,403	6,403
TOTAL ELMENDORF AFB	6,403	6,403
AIR FORCE		
CAPE ROMANZOV AFS		
GENERATOR FUEL STORAGE	3,900	3,900
TOTAL CAPE ROMANZOV AFS	3,900	3,900
EIELSON AFB		
DORMITORY (120 RM)	14,540	14,540
HAZARDOUS MATERIAL STORAGE	1,450	1,450
TOTAL EIELSON AFB	15,990	15,990
ELMENDORF AFB		
DORMITORY (144 RM)	15,920	15,920
UPGRADE HANGAR COMPLEX	11,600	11,600
TOTAL ELMENDORF AFB	27,520	27,520
<b>**AIR FORCE</b>	<b>47,410</b>	<b>47,410</b>
TRICARE MANAGEMENT ACTIVITY		
WAINWRIGHT		
HOSPITAL REPLACEMENT PHASE II		44,000
TOTAL WAINWRIGHT		44,000
<b>**ALASKA</b>	<b>56,813</b>	<b>100,813</b>
<b>ARIZONA</b>		
ARMY		
FORT HUACHUCA		
FIELD OPERATIONS FACILITY	1,250	1,250
TOTAL FORT HUACHUCA	1,250	1,250

\*\*\*FAMILY HOUSING\*\*\*

State - 52

UNCLASSIFIED

UNCLASSIFIED

FY 2001 Military Construction Total Obligational Authority as Requested

Active, Guard and Reserve Forces  
Inside the United States  
(\$ Thousands)

Data as of FEB 2000

State/Component/Installation -----Project Name-----	Auth Amount	Appn Amount
<b>ARMY</b>		
FORT HUACHUCA		
FORT HUACHUCA, AZ (110)	(16,224)	(16,224)
TOTAL FORT HUACHUCA	-----	-----
FAMILY HOUSING	(16,224)	(16,224)
<b>NAVY</b>		
CAMP NAVAJO NAVY DETACHMENT		
MAGAZINE MODERNIZATION	2,940	2,940
TOTAL CAMP NAVAJO NAVY DETACHMENT	2,940	2,940
YUMA MARINE CORPS AIR STATION		
COMBAT A/C LOADING APRON	8,200	8,200
TOTAL YUMA MARINE CORPS AIR STATION	8,200	8,200
**NAVY	11,140	11,140
<b>AIR FORCE</b>		
DAVIS MONTHAN AFB		
FITNESS CENTER	7,900	7,900
TOTAL DAVIS MONTHAN AFB	7,900	7,900
**ARIZONA	20,290	20,290
FAMILY HOUSING	(16,224)	(16,224)
<b>ARKANSAS</b>		
<b>ARMY</b>		
PINE BLUFF ARSENAL		
AMMUNITION DEMILITARIZATION FAC PH-V		43,600
CHEMICAL DEFENSE QUALIFICATION FACILITY		15,500
TOTAL PINE BLUFF ARSENAL		59,100
<b>AIR FORCE</b>		
LITTLE ROCK AFB		
C-130 SQUADRON OPERATIONS/AMU	7,960	7,960
FITNESS CENTER	9,100	9,100
TOTAL LITTLE ROCK AFB	17,060	17,060
<b>AIR FORCE NATIONAL GUARD</b>		
FORT SMITH MAP		
REGIONAL FIRE TRAINING FACILITY	1,760	1,760
TOTAL FORT SMITH MAP	1,760	1,760
**ARKANSAS	18,820	77,920
<b>CALIFORNIA</b>		
<b>ARMY</b>		
FT IRWIN		
BARRACKS COMPLEX - NORTH	31,000	31,000
TOTAL FT IRWIN	31,000	31,000
<b>ARMY NATIONAL GUARD</b>		
BAKERSFIELD		
ORGANIZATIONAL MAINT SHOP	1,380	1,380

## UNCLASSIFIED

## FY 2001 Military Construction Total Obligational Authority as Requested

Active, Guard and Reserve Forces  
Inside the United States  
(\$ Thousands)

Data as of FEB 2000

State/Component/Installation -----Project Name-----	Auth Amount	Appn Amount
TOTAL BAKERSFIELD	1,380	1,380
COLTON		
ORGANIZATIONAL MAINT SHOP	489	489
TOTAL COLTON	489	489
ESCONDIDO		
ORGANIZATIONAL MAINT SHOP	1,380	1,380
TOTAL ESCONDIDO	1,380	1,380
FRESNO		
ORGANIZATIONAL MAINT SHOP	1,869	1,869
TOTAL FRESNO	1,869	1,869
LOS ALAMITOS		
ORGANIZATIONAL MAINT SHOP	489	489
TOTAL LOS ALAMITOS	489	489
RICHMOND		
ORGANIZATIONAL MAINT SHOP	489	489
TOTAL RICHMOND	489	489
SAN JOSE		
ORGANIZATIONAL MAINT SHOP	1,869	1,869
TOTAL SAN JOSE	1,869	1,869
SAN MATEO		
ORGANIZATIONAL MAINT SHOP	461	461
TOTAL SAN MATEO	461	461
SANTA BARBARA		
ORGANIZATIONAL MAINT SHOP	483	483
TOTAL SANTA BARBARA	483	483
**ARMY NATIONAL GUARD	8,909	8,909
NAVY		
CAMP PENDLETON MARINE CORPS BASE		
ARMOR/ANTI-ARMOR TRACKING RANGE	4,100	4,100
INFANTRY SQ BATTLE COURSE	4,000	4,000
TOTAL CAMP PENDLETON MARINE CORPS BASE	8,100	8,100
LEMOORE NAVAL AIR STATION		
BEQ	8,260	8,260
TOTAL LEMOORE NAVAL AIR STATION	8,260	8,260
MIRAMAR CA MCAS		
GROUND COMBAT TRAINING RANGE	7,350	7,350
TOTAL MIRAMAR CA MCAS	7,350	7,350
NORTH ISLAND NAVAL AIR STATION		
BERTHING WHARF (INCREMENT II)		12,800
TOTAL NORTH ISLAND NAVAL AIR STATION		12,800

State - 54

UNCLASSIFIED

## UNCLASSIFIED

## FY 2001 Military Construction Total Obligational Authority as Requested

Active, Guard and Reserve Forces  
Inside the United States  
(\$ Thousands)

Data as of FEB 2000

State/Component/Installation -----Project Name-----	Auth Amount	Appn Amount
NORTH ISLAND NAVAL AVIATION DEPOT COMPONENT REPR CLN RM FAC	4,340	4,340
TOTAL NORTH ISLAND NAVAL AVIATION DEPOT	4,340	4,340
PORT HUEMEME NAVAL SHIP WPN SYS ENGR STA WEAPON COMBAT SYSTEM INTEG LAB	10,200	10,200
TOTAL PORT HUEMEME NAVAL SHIP WPN SYS ENGR	10,200	10,200
PT MUGU NAVAL AIR WARFARE CTR WPNS DIV RANGE OPS CTR ADDN & ALTER	11,400	11,400
TOTAL PT MUGU NAVAL AIR WARFARE CTR WPNS DI	11,400	11,400
SAN CLEMENTE ISLAND NAVAL FACILITY AIRCRAFT OPERATIONS BUILDING	8,860	8,860
TOTAL SAN CLEMENTE ISLAND NAVAL FACILITY	8,860	8,860
SAN DIEGO NAVAL STATION BERTHING PIER (INCREMENT I)	53,200	35,700
TOTAL SAN DIEGO NAVAL STATION	53,200	35,700
TWENTYNINE PALMS URBAN ASSAULT COURSE	2,100	2,100
TOTAL TWENTYNINE PALMS	2,100	2,100
**NAVY	113,810	109,110
NAVY RESERVE ALAMEDA NAVAL AIR STATION SEAWALL	950	950
TOTAL ALAMEDA NAVAL AIR STATION	950	950
***FAMILY HOUSING***		
NAVY LEMOORE NAVAL AIR STATION REPLACEMENT, NAS LEMOORE, CA (160 HOMES)	(27,768)	(27,768)
TOTAL LEMOORE NAVAL AIR STATION FAMILY HOUSING	(27,768)	(27,768)
TWENTYNINE PALMS REPL CONST (79 UNITS)	(13,923)	(13,923)
TOTAL TWENTYNINE PALMS FAMILY HOUSING	(13,923)	(13,923)
**NAVY	(41,691)	(41,691)
AIR FORCE BEALE AFB WATER TREATMENT PLANT & DISTRIBUTION LINE	3,800	3,800
TOTAL BEALE AFB	3,800	3,800
LOS ANGELES AFS FITNESS CENTER	6,580	6,580
TOTAL LOS ANGELES AFS	6,580	6,580

State - 55

UNCLASSIFIED

## UNCLASSIFIED

## FY 2001 Military Construction Total Obligational Authority as Requested

Active, Guard and Reserve Forces  
Inside the United States  
(\$ Thousands)

Data as of FEB 2000

State/Component/Installation -----Project Name-----	Auth Amount	Appn Amount
VANDENBERG AFB UPGRADE WATER DISTRIBUTION SYSTEM	4,650	4,650
TOTAL VANDENBERG AFB	4,650	4,650
**AIR FORCE	15,030	15,030
TRICARE MANAGEMENT ACTIVITY		
CAMP PENDLETON MARINE CORPS BASE		
PHOTC SUPPORT FACILITIES	2,900	2,900
MEDICAL/DENTAL CLINIC REPL (HORNO)	3,950	3,950
MEDICAL/DENTAL CLINIC REPL (LAS FLORES)	3,550	3,550
MEDICAL/DENTAL CLINIC REPL (LAS FULGAS)	3,750	3,750
TOTAL CAMP PENDLETON MARINE CORPS BASE	14,150	14,150
EDWARDS AFB		
MEDICAL CLINIC ADDITION/DENTAL CLINIC ALT	17,900	17,900
TOTAL EDWARDS AFB	17,900	17,900
**TRICARE MANAGEMENT ACTIVITY	32,050	32,050
SPECIAL OPERATIONS COMMAND		
CORONADO NAVAL AMPHIBIOUS BASE		
SOF APPLIED INSTRUCTION FACILITY	4,300	4,300
TOTAL CORONADO NAVAL AMPHIBIOUS BASE	4,300	4,300
NORTH ISLAND NAVAL AIR STATION		
SOF SMALL CRAFT BERTHING FACILITY	1,350	1,350
TOTAL NORTH ISLAND NAVAL AIR STATION	1,350	1,350
**SPECIAL OPERATIONS COMMAND	5,650	5,650
DEFENSE LOGISTICS AGENCY		
DEF FUEL SUPPORT POINT NORTH ISLAND NAS		
REPLACE FUEL STORAGE TANKS	5,900	5,900
TOTAL DEF FUEL SUPPORT POINT NORTH ISLAND N	5,900	5,900
DEF FUEL SUPPORT POINT TWENTYNINE PALMS		
FUEL STORAGE FACILITY	2,200	2,200
TOTAL DEF FUEL SUPPORT POINT TWENTYNINE PAL	2,200	2,200
**DEFENSE LOGISTICS AGENCY	8,100	8,100
**CALIFORNIA	215,499	210,799
FAMILY HOUSING	(41,691)	(41,691)
COLORADO		
ARMY		
PUEBLO DEPOT ACTIVITY		
AMMUNITION DEMILITARIZATION FAC PH II		10,700
TOTAL PUEBLO DEPOT ACTIVITY		10,700
AIR FORCE		
BUCKLEY AIR NATIONAL GUARD BASE		
SBIRS POWER CONNECTION	2,750	2,750
TOTAL BUCKLEY AIR NATIONAL GUARD BASE	2,750	2,750

State - 56

UNCLASSIFIED



## UNCLASSIFIED

## FY 2001 Military Construction Total Obligational Authority as Requested

Active, Guard and Reserve Forces  
Inside the United States  
(\$ Thousands)

Data as of FEB 2000

State/Component/Installation -----Project Name-----	Auth Amount	Appn Amount
PETERSON AFB		
DORMITORY (144 RM)	11,000	11,000
OPERATIONS SUPPORT FACILITY	2,260	2,260
TOTAL PETERSON AFB	13,260	13,260
SCHRIEVER AFB		
ADD TO OPERATIONAL SUPPORT FACILITY	8,450	8,450
TOTAL SCHRIEVER AFB	8,450	8,450
US AIR FORCE ACADEMY		
ADD/ALTER ATHLETIC FACILITIES	18,960	18,960
TOTAL US AIR FORCE ACADEMY	18,960	18,960
**AIR FORCE	43,420	43,420
**COLORADO	43,420	54,120
CONNECTICUT		
NAVY		
NEW LONDON NAVAL SUBMARINE BASE		
DRYDOCK SUPPORT FACILITY	3,100	3,100
TOTAL NEW LONDON NAVAL SUBMARINE BASE	3,100	3,100
**CONNECTICUT	3,100	3,100
DISTRICT OF COLUMBIA		
NAVY		
WASHINGTON COMMANDANT NAVAL DISTRICT		
NAVY MUSEUM ANNEX	2,450	2,450
TOTAL WASHINGTON COMMANDANT NAVAL DISTRICT	2,450	2,450
WASHINGTON MARINE BARRACKS		
BEQ	17,197	17,197
TOTAL WASHINGTON MARINE BARRACKS	17,197	17,197
WASHINGTON NAVAL RESEARCH LABORATORY		
ATOMIC ENG MATLS FAC	12,390	
TOTAL WASHINGTON NAVAL RESEARCH LABORATORY	12,390	
**NAVY	32,037	19,647
AIR FORCE		
BOLLING AIR FORCE BASE		
CHILD DEVELOPMENT CENTER	4,520	4,520
TOTAL BOLLING AIR FORCE BASE	4,520	4,520
***FAMILY HOUSING***		
AIR FORCE		
BOLLING AIR FORCE BASE		
BOLLING AFB-REPLACE MFH (136 UNITS)	(17,137)	(17,137)
TOTAL BOLLING AIR FORCE BASE		
FAMILY HOUSING	(17,137)	(17,137)
**DISTRICT OF COLUMBIA	36,557	24,167

State - 57

UNCLASSIFIED

## UNCLASSIFIED

## FY 2001 Military Construction Total Obligational Authority as Requested

Active, Guard and Reserve Forces  
Inside the United States  
(\$ Thousands)

Data as of FEB 2000

State/Component/Installation -----Project Name-----	Auth Amount	Appn Amount
FAMILY HOUSING	{17,137}	{17,137}
FLORIDA		
ARMY RESERVE		
ORLANDO		
ADD/ALT AFR CTR/ORG MNT SHOP	17,953	17,953
TOTAL ORLANDO	17,953	17,953
NAVY		
NAVSURFWPNCEN FT LAUD FAC		
SEAWALL&SHIP BERTHING FAC	3,570	3,570
TOTAL NAVSURFWPNCEN FT LAUD FAC	3,570	3,570
WHITING FIELD NAVAL AIR STATION		
JPATS T-6A GSE/ACFT PAINT FACILITY	3,900	3,900
JPATS T-6A OPS MAINT FAC	1,230	1,230
TOTAL WHITING FIELD NAVAL AIR STATION	5,130	5,130
**NAVY	8,700	8,700
AIR FORCE		
EGLIN AFB		
PRECISION GUIDED MUNIT MAINTENANCE FACILITY	3,340	3,340
UPGRADE DORMITORY (72 RM)	5,600	5,600
TOTAL EGLIN AFB	8,940	8,940
EGLIN AUX 9		
DEFENSE ACCESS ROADS		2,360
UPGRADE ACCESS ROADS	5,600	5,600
TOTAL EGLIN AUX 9	5,600	7,960
PATRICK AFB		
DEOMI FACILITY	12,970	12,970
TOTAL PATRICK AFB	12,970	12,970
TYNDALL AFB		
F-22 ADAL MAINTENANCE FACILITY	18,500	18,500
F-22 OPERATIONS FACILITY	6,800	6,800
TOTAL TYNDALL AFB	25,300	25,300
**AIR FORCE	52,810	55,170
TRICARE MANAGEMENT ACTIVITY		
EGLIN AFB		
HOSPITAL ADDITION ALTERATION/LSU	37,600	37,600
TOTAL EGLIN AFB	37,600	37,600
PATRICK AFB		
MEDICAL CLINIC	2,700	2,700
TOTAL PATRICK AFB	2,700	2,700
TYNDALL AFB		
MEDICAL CLINIC ADDITION/ALTERATION	7,700	7,700
TOTAL TYNDALL AFB	7,700	7,700

State - 58

UNCLASSIFIED

## UNCLASSIFIED

## FY 2001 Military Construction Total Obligational Authority as Requested

Active, Guard and Reserve Forces  
Inside the United States  
(\$ Thousands)

Data as of FEB 2000

State/Component/Installation ----- Project Name-----	Auth Amount	Appn Amount
**TRICARE MANAGEMENT ACTIVITY	48,000	48,000
SPECIAL OPERATIONS COMMAND		
EGLIN AFB AUXILIARY FIELD 9		
SOF AGE MAINTENANCE/DISPATCH COMPLEX	4,750	4,750
SOF AIR FIELD READINESS IMPROVEMENTS	3,000	3,000
SOF CORROSION CONTROL FACILITY	8,100	8,100
SOF HOT CARGO PAD	7,354	7,354
TOTAL EGLIN AFB AUXILIARY FIELD 9	23,204	23,204
DEFENSE LOGISTICS AGENCY		
MACDILL AIR FORCE BASE		
REPLACE HYDRANT FUEL SYSTEM	16,956	16,956
TOTAL MACDILL AIR FORCE BASE	16,956	16,956
**FLORIDA	167,623	169,983
GEORGIA		
ARMY		
FORT BENNING		
BARRACKS COMPLEX - KELLEY HILL PH 3B		24,000
FIXED WING AIRCRAFT PARKING APRON	15,800	15,800
TOTAL FORT BENNING	15,800	39,800
FORT STEWART		
BARRACKS COMPLEX - HUNTER AAF PH1C		26,000
TOTAL FORT STEWART		26,000
**ARMY	15,800	65,800
NAVY		
ALBANY MARINE CORPS LOGISTICS BASE		
RENOVATE VEHICLE STORAGE FACILITY	1,100	1,100
TOTAL ALBANY MARINE CORPS LOGISTICS BASE	1,100	1,100
KINGS BAY TRIDENT REFIT FACILITY		
SAND BLASTING/PAINT FAC	5,200	5,200
TOTAL KINGS BAY TRIDENT REFIT FACILITY	5,200	5,200
**NAVY	6,300	6,300
NAVY RESERVE		
NAVAL AIR STATION ATLANTA		
FITNESS CTR EXPANSION	2,650	2,650
TRAINING BLDG ADDN	1,769	1,769
TOTAL NAVAL AIR STATION ATLANTA	4,419	4,419
AIR FORCE		
FORT STEWART		
AIR SUPPORT OPERATIONS SQUADRON FACILITY	4,920	4,920
TOTAL FORT STEWART	4,920	4,920
MOODY AFB		
WATER TREATMENT PLANT	2,500	2,500
TOTAL MOODY AFB	2,500	2,500

State - 59

UNCLASSIFIED

## UNCLASSIFIED

## FY 2001 Military Construction Total Obligational Authority as Requested

Active, Guard and Reserve Forces  
Inside the United States  
(\$ Thousands)

Data as of FEB 2000

State/Component/Installation -----Project Name-----	Auth Amount	Appn Amount
**AIR FORCE	7,420	7,420
AIR FORCE NATIONAL GUARD		
ROBINS AFB		
B-1 MUNITIONS MAINTENANCE & TRAINING COMPLEX	8,500	8,500
TOTAL ROBINS AFB	8,500	8,500
AIR FORCE RESERVE		
DOBBINS AFB		
C-130 ASSAULT STRIP	6,032	6,032
TOTAL DOBBINS AFB	6,032	6,032
**GEORGIA	48,471	98,471
HAWAII		
ARMY		
SCHOFIELD BARRACKS		
BARRACKS COMPLEX - WILSON STREET PH 1B		46,400
TOTAL SCHOFIELD BARRACKS		46,400
WHEELER ARMY AIR FIELD		
BARRACKS COMPLEX	43,800	43,800
TOTAL WHEELER ARMY AIR FIELD	43,800	43,800
**ARMY	43,800	90,200
***FAMILY HOUSING***		
ARMY		
SCHOFIELD BARRACKS		
SCHOFIELD BARRACKS, HI (72)	(15,500)	(15,500)
TOTAL SCHOFIELD BARRACKS		
FAMILY HOUSING	(15,500)	(15,500)
NAVY		
CAMP SMITH		
CINCPAC HEADQUARTERS, INCREMENT II		35,600
TOTAL CAMP SMITH		35,600
KANEOHE BAY MARINE CORPS AIR STATION		
BACHELOR ENLISTED QUARTERS	18,400	18,400
TOTAL KANEOHE BAY MARINE CORPS AIR STATION	18,400	18,400
LUALUALEI NAVUNDERSEA WARFARE ENGR STA DET		
CONSOLID FLT TEST SUP FAC	2,100	2,100
TOTAL LUALUALEI NAVUNDERSEA WARFARE ENGR ST	2,100	2,100
PEARL HARBOR FLEET & INDUS SUPPLY CENTER		
WHARF UPGRADE	12,000	12,000
TOTAL PEARL HARBOR FLEET & INDUS SUPPLY CEN	12,000	12,000
PEARL HARBOR NAVAL STATION		
BEQ	16,500	16,500
RELOCATE SEAL DELIVERY VEH TEAM	14,200	14,200
TOTAL PEARL HARBOR NAVAL STATION	30,700	30,700

State - 60

UNCLASSIFIED

## UNCLASSIFIED

## FY 2001 Military Construction Total Obligational Authority as Requested

Active, Guard and Reserve Forces  
Inside the United States  
(\$ Thousands)

Data as of FEB 2000

State/Component/Installation -----Project Name-----	Auth Amount	Appn Amount
**NAVY	63,200	98,800
***FAMILY HOUSING***		
NAVY		
KANEHOE BAY MARINE CORPS AIR STATION REPLACE CAPEHART SOUTH	(21,910)	(21,910)
TOTAL KANEHOE BAY MARINE CORPS AIR STATION FAMILY HOUSING	(21,910)	(21,910)
NAVAL COMPLEX, OAHU		
REPLACE, CNB PEARL HARBOR, HI (98 HOME)	(22,230)	(22,230)
REPLACEMENT, CNB PEARL HARBOR (112 HOMES)	(23,654)	(23,654)
REPLACEMENT, CNB PEARL HARBOR, HI (62 HOME)	(14,237)	(14,237)
TOTAL NAVAL COMPLEX, OAHU FAMILY HOUSING	(60,121)	(60,121)
**NAVY	(82,031)	(82,031)
AIR FORCE		
HICKAM AFB UPGRADE HANGAR COMPLEX	4,620	4,620
TOTAL HICKAM AFB	4,620	4,620
**HAWAII	111,620	193,620
FAMILY HOUSING	(97,531)	(97,531)
IDAHO		
AIR FORCE		
MOUNTAIN HOME AFB ENHANCED TRAINING RANGE, IDAHO PH3	10,125	10,125
TOTAL MOUNTAIN HOME AFB	10,125	10,125
**IDAHO	10,125	10,125
ILLINOIS		
NAVY		
GREAT LAKES NAVAL TRAINING CENTER PHYSICAL TRAINING FACILITY	35,000	35,000
RECRUIT BARRACKS	37,000	37,000
RECRUIT BARRACKS	37,700	37,700
REPL RTC DRILL HALL	11,700	11,700
TOTAL GREAT LAKES NAVAL TRAINING CENTER	121,400	121,400
AIR FORCE		
SCOTT AIR FORCE BASE MUNITIONS STORAGE/LAND ACQUISITION	3,830	3,830
TOTAL SCOTT AIR FORCE BASE	3,830	3,830
AIR FORCE NATIONAL GUARD		
SCOTT AIR FORCE BASE KC-135 SIMULATOR FACILITY	1,500	1,500
TOTAL SCOTT AIR FORCE BASE	1,500	1,500
**ILLINOIS	126,730	126,730

State - 61

UNCLASSIFIED

UNCLASSIFIED

FY 2001 Military Construction Total Obligational Authority as Requested

Active, Guard and Reserve Forces  
Inside the United States  
(\$ Thousands)

Data as of FEB 2000

State/Component/Installation -----Project Name-----	Auth Amount	Appn Amount
INDIANA		
ARMY		
NEWPORT ARMY AMMUNITION PLANT AMMUNITION DEMILITARIZATION FAC PH III		54,400
TOTAL NEWPORT ARMY AMMUNITION PLANT		54,400
ARMY NATIONAL GUARD		
DELPHI		
ORGANIZATIONAL MAINT SHOP	1,563	1,563
TOTAL DELPHI	1,563	1,563
ELKHART		
ORGANIZATIONAL MAINT SHOP	2,322	2,322
TOTAL ELKHART	2,322	2,322
LOGANSPORT		
ORGANIZATIONAL MAINT SHOP	739	739
TOTAL LOGANSPORT	739	739
PLYMOUTH		
ORGANIZATIONAL MAINT SHOP	951	951
TOTAL PLYMOUTH	951	951
SOUTH BEND		
ORGANIZATIONAL MAINT SHOP	951	951
TOTAL SOUTH BEND	951	951
**ARMY NATIONAL GUARD	6,526	6,526
**INDIANA	6,526	60,926
KANSAS		
ARMY		
FORT RILEY		
BARRACKS COMPLEX - INFANTRY DRIVE PH 1C		15,000
TOTAL FORT RILEY		15,000
ARMY NATIONAL GUARD		
KANSAS CITY		
ORGANIZATIONAL MAINT SHOP	641	641
TOTAL KANSAS CITY	641	641
DEFENSE LOGISTICS AGENCY		
DFSC MCCONNELL AFB		
HYDRANT FUEL SYSTEM	11,000	11,000
TOTAL DFSC MCCONNELL AFB	11,000	11,000
**KANSAS	11,641	26,641
KENTUCKY		
ARMY		
BLUEGRASS ARMY DEPOT		
AMMUNITION DEMILITARIZATION SUPPORT PH II		8,500

State - 62

UNCLASSIFIED

## UNCLASSIFIED

## FY 2001 Military Construction Total Obligational Authority as Requested

Active, Guard and Reserve Forces  
Inside the United States  
(\$ Thousands)

Data as of FEB 2000

State/Component/Installation -----Project Name-----	Auth Amount	Appn Amount
TOTAL BLUEGRASS ARMY DEPOT		8,500
FORT CAMPBELL BARRACKS COMPLEX - MARKET GARDEN RD PH 2C		9,400
TOTAL FORT CAMPBELL		9,400
FORT KNOX MULTI-PURPOSE DIGITAL TRAINING RANGE PH III		8,450
TOTAL FORT KNOX		8,450
**ARMY		26,350
***FAMILY HOUSING***		
ARMY		
FORT CAMPBELL FORT CAMPBELL, KY (56)	(7,800)	(7,800)
TOTAL FORT CAMPBELL FAMILY HOUSING	(7,800)	(7,800)
SPECIAL OPERATIONS COMMAND		
FORT CAMPBELL SOF EQUIPMENT MAINTENANCE COMPLEX	4,500	4,500
SOF FLIGHT SIMULATOR FACILITY	5,400	5,400
SOF TACTICAL EQUIPMENT COMPLEX	6,400	6,400
TOTAL FORT CAMPBELL	16,300	16,300
**KENTUCKY FAMILY HOUSING	16,300 (7,800)	42,650 (7,800)
LOUISIANA		
ARMY RESERVE		
FORT POLK ADD/ALT USAR CTR/ORG MNT SHOP/EQPMT CONC SITE	9,912	9,912
TOTAL FORT POLK	9,912	9,912
NEW ORLEANS		
USAR CTR/ORG MNT SHOP/UNHEATED STORAGE	10,375	10,375
TOTAL NEW ORLEANS	10,375	10,375
**ARMY RESERVE	20,287	20,287
NAVY RESERVE		
NEW ORLEANS NAS		
AIR PASSENGER TERMINAL	590	590
WAREHOUSE ADDITION FOR ADMIN SUPPORT	800	800
TOTAL NEW ORLEANS NAS	1,390	1,390
AIR FORCE		
BARKSDALE AIR FORCE BASE		
DORMITORY (96 RM)	6,390	6,390
TOTAL BARKSDALE AIR FORCE BASE	6,390	6,390
**LOUISIANA	28,067	28,067

MAINE

State - 63

UNCLASSIFIED

## UNCLASSIFIED

## FY 2001 Military Construction Total Obligational Authority as Requested

Active, Guard and Reserve Forces  
Inside the United States  
(\$ Thousands)

Data as of FEB 2000

State/Component/Installation -----Project Name-----	Auth Amount	Appn Amount
NAVY		
BRUNSWICK NAVAL AIR STATION ACFT DE-ICE/RINSE FAC	2,450	2,450
TOTAL BRUNSWICK NAVAL AIR STATION	2,450	2,450
***FAMILY HOUSING***		
NAVY		
BRUNSWICK NAVAL AIR STATION REPLACE/NEW ENLISTED HOMES	(18,722)	(18,722)
TOTAL BRUNSWICK NAVAL AIR STATION FAMILY HOUSING	(18,722)	(18,722)
**MAINE	2,450	2,450
FAMILY HOUSING	(18,722)	(18,722)
MARYLAND		
ARMY		
ABERDEEN PROVING GROUND AMMUNITION DEMILITARIZATION FACILITY, PH III MUNITIONS ASSESSMENT/PROCESSING SYS FAC	3,100	45,700 3,100
TOTAL ABERDEEN PROVING GROUND	3,100	48,800
***FAMILY HOUSING***		
ARMY		
FORT DETRICK FORT DETRICK, MD (48)	(5,600)	(5,600)
TOTAL FORT DETRICK FAMILY HOUSING	(5,600)	(5,600)
NAVY		
INDIAN HEAD NAVAL EXPLOSIVE ORD TECH CTR EOD EQUIPMENT SUPPORT FACILITY	6,430	6,430
TOTAL INDIAN HEAD NAVAL EXPLOSIVE ORD TECH	6,430	6,430
NATIONAL SECURITY AGENCY		
FORT MEADE CRITICAL UTILITY CONTROL PHASE II ROUTE 32	769 3,459	769 3,459
TOTAL FORT MEADE	4,228	4,228
DEFENSE LOGISTICS AGENCY		
DEF FUEL SUPPORT POINT PATUXENT RIVER REPLACE OPERATING FUEL TANKS	8,300	8,300
TOTAL DEF FUEL SUPPORT POINT PATUXENT RIVER	8,300	8,300
**MARYLAND	22,058	67,758
FAMILY HOUSING	(5,600)	(5,600)
MICHIGAN		
ARMY NATIONAL GUARD		
MIDLAND ORGANIZATIONAL MAINTENANCE SHOP	3,600	3,600
TOTAL MIDLAND	3,600	3,600

State - 64

UNCLASSIFIED



## UNCLASSIFIED

## FY 2001 Military Construction Total Obligational Authority as Requested

Active, Guard and Reserve Forces  
Inside the United States  
(\$ Thousands)

Data as of FEB 2000

State/Component/Installation -----Project Name-----	Auth Amount	Appn Amount
AIR FORCE NATIONAL GUARD ALPENA COUNTY REGIONAL AIRPORT REPLACE OPERATIONS & TRAINING FACILITY	4,500	4,500
TOTAL ALPENA COUNTY REGIONAL AIRPORT	4,500	4,500
**MICHIGAN	8,100	8,100
MINNESOTA		
ARMY NATIONAL GUARD MANKATO READINESS CENTER	4,681	4,681
TOTAL MANKATO	4,681	4,681
**MINNESOTA	4,681	4,681
MISSISSIPPI		
NAVY MERIDIAN NAVAL AIR STATION T-45 AIRCRAFT SUPPORT FACILITY	4,700	4,700
TOTAL MERIDIAN NAVAL AIR STATION	4,700	4,700
AIR FORCE KEESLER AFB TECHNICAL TRAINING FACILITY	15,040	15,040
TOTAL KEESLER AFB	15,040	15,040
AIR FORCE NATIONAL GUARD JACKSON C-17 CORRISION CONTROL/MAINTENANCE HANGAR	10,500	10,500
TOTAL JACKSON	10,500	10,500
**MISSISSIPPI	30,240	30,240
MISSOURI		
ARMY FORT LEONARD WOOD BASIC TRAINING COMPLEX PHIA	61,200	38,600
TOTAL FORT LEONARD WOOD	61,200	38,600
AIR FORCE WHITEMAN AFB B-2 CONVENTIONAL MUNITIONS STORAGE IGLOOS B-2 MUNITIONS ASSEMBLY AREA	4,150 7,900	4,150 7,900
TOTAL WHITEMAN AFB	12,050	12,050
**MISSOURI	73,250	50,650
MONTANA		
ARMY NATIONAL GUARD HAVRE ORGANIZATIONAL MAINT SHOP	461	461
TOTAL HAVRE	461	461
KALISPELL		

State - 65

UNCLASSIFIED

## UNCLASSIFIED

## FY 2001 Military Construction Total Obligational Authority as Requested

Active, Guard and Reserve Forces  
Inside the United States  
(\$ Thousands)

Data as of FEB 2000

State/Component/Installation -----Project Name-----	Auth Amount	Appn Amount
ORGANIZATIONAL MAINT SHOP	493	493
TOTAL KALISPELL	493	493
LIBBY		
ORGANIZATIONAL MAINT SHOP	463	463
TOTAL LIBBY	463	463
**ARMY NATIONAL GUARD	1,417	1,417
AIR FORCE		
MALMSTROM AFB		
MMIII MISSILE MAINTENANCE FACILITY	5,300	5,300
TOTAL MALMSTROM AFB	5,300	5,300
**MONTANA	6,717	6,717
NEBRASKA		
ARMY NATIONAL GUARD		
GERING		
ORGANIZATIONAL MAINT SHOP	657	657
TOTAL GERING	657	657
MEAD		
ORGANIZATIONAL MAINTENANCE SHOP	714	714
TOTAL MEAD	714	714
NORTH PLATTE		
ORGANIZATIONAL MAINT SHOP	508	508
TOTAL NORTH PLATTE	508	508
**ARMY NATIONAL GUARD	1,879	1,879
**NEBRASKA	1,879	1,879
NEVADA		
DEFENSE LOGISTICS AGENCY		
FALLON NAVAL AIR STATION		
REPLACE OPERATING FUEL TANKS	5,000	5,000
TOTAL FALLON NAVAL AIR STATION	5,000	5,000
**NEVADA	5,000	5,000
NEW HAMPSHIRE		
ARMY RESERVE		
ROCHESTER		
LAND ACQUISITION	980	980
TOTAL ROCHESTER	980	980
**NEW HAMPSHIRE	980	980
NEW JERSEY		
NAVY		
EARLE NAVAL WEAPONS STATION		
RECREATION CENTER	2,420	2,420

State - 66

UNCLASSIFIED

## UNCLASSIFIED

## FY 2001 Military Construction Total Obligational Authority as Requested

Active, Guard and Reserve Forces  
Inside the United States  
(\$ Thousands)

Data as of FEB 2000

State/Component/Installation -----Project Name-----	Auth Amount	Appn Amount
TOTAL EARLE NAVAL WEAPONS STATION	2,420	2,420
AIR FORCE		
MCGUIRE AFB		
FITNESS CENTER	9,772	9,772
TOTAL MCGUIRE AFB	9,772	9,772
**NEW JERSEY	12,192	12,192
NEW YORK		
ARMY		
FORT DRUM		
CONSOLIDATED SOLDIER SUPPORT CENTER PHII		10,300
TOTAL FORT DRUM		10,300
U S MILITARY ACADEMY		
CADET PHYSICAL DEVELOPMENT CENTER PH IIA		13,600
TOTAL U S MILITARY ACADEMY		13,600
**ARMY		23,900
ARMY NATIONAL GUARD		
HANCOCK FIELD		
READINESS CENTER	5,376	5,376
TOTAL HANCOCK FIELD	5,376	5,376
TRICARE MANAGEMENT ACTIVITY		
FT DRUM		
VETERINARY TREATMENT FACILITY	1,400	1,400
TOTAL FT DRUM	1,400	1,400
**NEW YORK	6,776	30,676
NORTH CAROLINA		
ARMY		
FORT BRAGG		
AMMO HOLDING AREA	12,600	12,600
BARRACKS COMPLEX - BUTNER ROAD PH I	130,000	26,000
BARRACKS COMPLEX - LONGSTREET ROAD PH I	79,600	45,600
BARRACKS COMPLEX - TAGAYTAY STREET PH 2B		38,600
TOTAL FORT BRAGG	222,200	122,800
SUNNY POINT ARMY TERM		
RAILROAD EQUIPMENT MAINTENANCE FACILITY	2,300	2,300
TOTAL SUNNY POINT ARMY TERM	2,300	2,300
**ARMY	224,500	125,100
ARMY NATIONAL GUARD		
FORT BRAGG		
MILITARY EDUCATION FACILITY, PH I	8,709	8,709
TOTAL FORT BRAGG	8,709	8,709
***FAMILY HOUSING***		

State - 67

UNCLASSIFIED

## UNCLASSIFIED

## FY 2001 Military Construction Total Obligational Authority as Requested

Active, Guard and Reserve Forces  
Inside the United States  
(\$ Thousands)

Data as of FEB 2000

State/Component/Installation -----Project Name-----	Auth Amount	Appn Amount
ARMY		
FORT BRAGG		
FORT BRAGG, NC (112)	{14,600}	{14,600}
TOTAL FORT BRAGG		
FAMILY HOUSING	{14,600}	{14,600}
NAVY		
CAMP LEJEUNE MARINE CORPS BASE		
AMPHIB OPERATION/MAINTENANCE STORGE COMPLEX	9,500	9,500
ARMORIES	14,000	10,000
BEQ	14,300	14,300
CHILD DEVELOPMENT CENTER	4,420	4,420
OPERATIONS/MAINTENANCE/STORAGE FACILITY	3,650	3,650
TOTAL CAMP LEJEUNE MARINE CORPS BASE	45,870	41,870
CHERRY POINT MARINE CORPS AIR STATION		
AIRCRAFT HANGAR IMPROVEMENTS	8,480	8,480
TOTAL CHERRY POINT MARINE CORPS AIR STATION	8,480	8,480
CHERRY POINT NAVAL AVIATION DEPOT		
AIRCRAFT STRIPPING FACILITY ADDITION	7,540	7,540
TOTAL CHERRY POINT NAVAL AVIATION DEPOT	7,540	7,540
NEW RIVER MARINE CORPS AIR STATION		
AIRCRAFT RINSE FACILITY	800	800
CONTROL TOWER	2,600	2,600
TOTAL NEW RIVER MARINE CORPS AIR STATION	3,400	3,400
**NAVY	65,290	61,290
AIR FORCE		
POPE AFB		
DANGEROUS CARGO PADS	24,570	24,570
TOTAL POPE AFB	24,570	24,570
SPECIAL OPERATIONS COMMAND		
FORT BRAGG		
SOF MEDIA OPERATIONS COMPLEX	8,600	8,600
TOTAL FORT BRAGG	8,600	8,600
DEPARTMENT OF DEFENSE DEPENDENT EDUCATION		
BREWSTER MS		
RUSSELL ES	5,914	5,914
TOTAL BREWSTER MS	5,914	5,914
DEFENSE LOGISTICS AGENCY		
DEF FUEL SUPPORT POINT MCAS CHERRY POINT		
REPLACE FUEL STORAGE TANKS	5,700	5,700
TOTAL DEF FUEL SUPPORT POINT MCAS CHERRY PO	5,700	5,700
**NORTH CAROLINA	343,283	239,883
FAMILY HOUSING	{14,600}	{14,600}

NORTH DAKOTA

\*\*\*FAMILY HOUSING\*\*\*

State - 68

UNCLASSIFIED

## UNCLASSIFIED

## FY 2001 Military Construction Total Obligational Authority as Requested

Active, Guard and Reserve Forces  
Inside the United States  
(\$ Thousands)

Data as of FEB 2000

State/Component/Installation -----Project Name-----	Auth Amount	Appn Amount
AIR FORCE		
CAVALIER		
CAVALIER-REPLACE MFH (2 UNITS)	(443)	(443)
TOTAL CAVALIER		
FAMILY HOUSING	(443)	(443)
MINOT AFB		
MINOT AFB-REPLACE MFH (134 UNITS)	(19,097)	(19,097)
TOTAL MINOT AFB		
FAMILY HOUSING	(19,097)	(19,097)
**AIR FORCE	(19,540)	(19,540)
**NORTH DAKOTA		
FAMILY HOUSING	(19,540)	(19,540)
OHIO		
ARMY		
DEFENSE SUPPLY CENTER COLUMBUS		
MILITARY ENTRANCE PROCESSING STATION	1,832	1,832
TOTAL DEFENSE SUPPLY CENTER COLUMBUS	1,832	1,832
AIR FORCE		
WRIGHT-PATTERSON AFB		
REPLACE WEST RAMP, PH I	22,600	22,600
TOTAL WRIGHT-PATTERSON AFB	22,600	22,600
**OHIO	24,432	24,432
OKLAHOMA		
AIR FORCE		
TINKER AFB		
DEPOT CORROSION CONTROL STRIP FACILITY	12,380	12,380
DORMITORY (96 RM)	5,800	5,800
TOTAL TINKER AFB	18,180	18,180
**OKLAHOMA	18,180	18,180
OREGON		
ARMY		
UMATILLA ARMY DEPOT ACTIVITY		
AMMUNITION DEMILITARIZATION FAC PH VI		9,400
TOTAL UMATILLA ARMY DEPOT ACTIVITY		9,400
ARMY NATIONAL GUARD		
BAKER CITY		
READINESS CENTER	3,122	3,122
TOTAL BAKER CITY	3,122	3,122
NAVY RESERVE		
PORTLAND IAP		
RESERVE CTR ALTER AND VEHICLE MAINT FAC	1,420	1,420
TOTAL PORTLAND IAP	1,420	1,420

State - 69

UNCLASSIFIED

## UNCLASSIFIED

## FY 2001 Military Construction Total Obligational Authority as Requested

Active, Guard and Reserve Forces  
Inside the United States  
(\$ Thousands)

Data as of FEB 2000

State/Component/Installation -----Project Name-----	Auth Amount	Appn Amount
**OREGON	4,542	13,942
PENNSYLVANIA		
ARMY		
CARLISLE BARRACKS		
ACADEMIC RESEARCH FACILITY	10,500	10,500
TOTAL CARLISLE BARRACKS	10,500	10,500
DEFENSE DISTRIBUTION CENTER		
MILITARY ENTRANCE PROCESSING STATION	3,700	3,700
TOTAL DEFENSE DISTRIBUTION CENTER	3,700	3,700
**ARMY	14,200	14,200
AIR FORCE RESERVE		
WILLOW GROVE ARF		
ALTER HANGAR AND ADD FIRE PROTECTION	2,400	2,400
TOTAL WILLOW GROVE ARF	2,400	2,400
DEFENSE LOGISTICS AGENCY		
DEF DISTRIBUTION NEW CUMBERLAND - DDSP		
CHILD DEVELOPMENT CENTER	4,700	4,700
REPLACE CONTROLLED HUMIDITY WAREHOUSE	13,000	13,000
TOTAL DEF DISTRIBUTION NEW CUMBERLAND - DDS	17,700	17,700
**PENNSYLVANIA	34,300	34,300
RHODE ISLAND		
NAVY		
NEWPORT NAVAL UNDERWATER SYSTEMS CENTER		
SHORE BASED LAUNCH FACILITY	4,150	4,150
TOTAL NEWPORT NAVAL UNDERWATER SYSTEMS CENT	4,150	4,150
**RHODE ISLAND	4,150	4,150
SOUTH CAROLINA		
***FAMILY HOUSING***		
ARMY		
FORT JACKSON		
FORT JACKSON, SC (1)	(250)	(250)
TOTAL FORT JACKSON		
FAMILY HOUSING	(250)	(250)
NAVY		
BEAUFORT MARINE CORPS AIR STATION		
FLIGHTLINE FIRE SAFETY IMPROVEMENTS	3,140	3,140
TOTAL BEAUFORT MARINE CORPS AIR STATION	3,140	3,140
PARRIS ISLAND MARINE CORPS RECRUIT DEPOT		
FIELD TRAINING COMPLEX	2,660	2,660
TOTAL PARRIS ISLAND MARINE CORPS RECRUIT DE	2,660	2,660
**NAVY	5,800	5,800

State - 70

UNCLASSIFIED

## UNCLASSIFIED

## FY 2001 Military Construction Total Obligational Authority as Requested

Active, Guard and Reserve Forces  
Inside the United States  
(\$ Thousands)

Data as of FEB 2000

State/Component/Installation -----Project Name-----	Auth Amount	Appn Amount
AIR FORCE		
CHARLESTON AFB		
C-17 ADD TO FLIGHT SIMULATOR FACILITY	2,500	2,500
TOTAL CHARLESTON AFB	2,500	2,500
SHAW AFB		
USCENTAF OPS WEATHER SQUADRON FACILITY	2,850	2,850
TOTAL SHAW AFB	2,850	2,850
**AIR FORCE	5,350	5,350
DEPARTMENT OF DEFENSE DEPENDENT EDUCATION		
LAUREL BAY IS		
LAUREL BAY PS CLASSROOM ADDITION	804	804
TOTAL LAUREL BAY IS	804	804
**SOUTH CAROLINA	11,954	11,954
FAMILY HOUSING	(250)	(250)
TEXAS		
ARMY		
FORT BLISS		
RAILYARD INFRASTRUCTURE	26,000	26,000
TOTAL FORT BLISS	26,000	26,000
FT HOOD		
MULTI-PURPOSE DIGITAL TRAINING RANGE, PH I	26,000	16,000
RAILHEAD FACILITY - PHASE III	9,800	9,800
TOTAL FT HOOD	35,800	25,800
RED RIVER ARMY DEPOT		
AMMUNITION CONTAINER COMPLEX	800	800
TOTAL RED RIVER ARMY DEPOT	800	800
**ARMY	62,600	52,600
ARMY RESERVE		
CAMP BULLIS		
USAR CTR/UNHTD STORAGE	1,464	1,464
TOTAL CAMP BULLIS	1,464	1,464
FORT SAM HOUSTON		
USAR CTR/ORG MNT SHOP/EQPMT CONC SITE	13,678	13,678
TOTAL FORT SAM HOUSTON	13,678	13,678
**ARMY RESERVE	15,142	15,142
***FAMILY HOUSING***		
ARMY		
FORT BLISS		
FORT BLISS, TX (64)	(10,200)	(10,200)
TOTAL FORT BLISS		
FAMILY HOUSING	(10,200)	(10,200)

State - 71

UNCLASSIFIED

## UNCLASSIFIED

## FY 2001 Military Construction Total Obligational Authority as Requested

Active, Guard and Reserve Forces  
Inside the United States  
(\$ Thousands)

Data as of FEB 2000

State/Component/Installation -----Project Name-----	Auth Amount	Appn Amount
NAVY		
KINGSVILLE NAVAL AIR STATION AIRCRAFT PARKING APRON	2,670	
TOTAL KINGSVILLE NAVAL AIR STATION	2,670	
AIR FORCE		
DYESS AIR FORCE BASE REALISTIC BOMBER TRAINING INIT (RBTI)	12,175	12,175
TOTAL DYESS AIR FORCE BASE	12,175	12,175
LACKLAND AFB DORMITORY (96 RM)	5,500	5,500
TOTAL LACKLAND AFB	5,500	5,500
**AIR FORCE	17,675	17,675
**TEXAS FAMILY HOUSING	98,087 (10,200)	85,417 (10,200)
UTAH		
AIR FORCE		
HILL AFB C-130 CORROSION CONTROL FACILITY (WCF)	16,500	16,500
TOTAL HILL AFB	16,500	16,500
AIR FORCE NATIONAL GUARD		
SALT LAKE CITY IAP UPGRADE AIRCRAFT MAINTENANCE COMPLEX	10,300	10,300
TOTAL SALT LAKE CITY IAP	10,300	10,300
**UTAH	26,800	26,800
VIRGINIA		
ARMY RESERVE		
FORT A P HILL USAR CTR/ORG MNT SHOP/AREA MNT SPT ACT	4,275	4,275
TOTAL FORT A P HILL	4,275	4,275
NAVY		
DAHLGREN NAVAL SURFACE WARFARE CENTER INNOV TEC & INFRASTRUCTURE	11,300	11,300
TOTAL DAHLGREN NAVAL SURFACE WARFARE CENTER	11,300	11,300
LITTLE CREEK NAVAL AMPHIBIOUS BASE WATERFRONT OPS FAC	2,830	2,830
TOTAL LITTLE CREEK NAVAL AMPHIBIOUS BASE	2,830	2,830
NORFOLK NAVAL AIR STATION AIRCRAFT MAINT HANGAR	13,300	13,300
AIRCRAFT MNT HANGAR	11,800	11,800
TAXIWAY EXTENSION & LIGHTS	6,350	6,350
TOTAL NORFOLK NAVAL AIR STATION	31,450	31,450
NORFOLK NAVAL STATION PIER ENHANCEMENTS	4,700	4,700

State - 72

UNCLASSIFIED



## UNCLASSIFIED

## FY 2001 Military Construction Total Obligational Authority as Requested

Active, Guard and Reserve Forces  
Inside the United States  
(\$ Thousands)

Data as of FEB 2000

State/Component/Installation -----Project Name-----	Auth Amount	Appn Amount
TOTAL NORFOLK NAVAL STATION	4,700	4,700
NORFOLK VA NSY BEQ	16,100	16,100
TOTAL NORFOLK VA NSY	16,100	16,100
OCEANA NAVAL AIR STATION AIRFIELD IMPROVEMENTS	5,250	5,250
TOTAL OCEANA NAVAL AIR STATION	5,250	5,250
QUANTICO MARINE CORPS COMBAT DEV COMMAND PHYSICAL TRAINING FACILITY	8,590	8,590
TOTAL QUANTICO MARINE CORPS COMBAT DEV COMM	8,590	8,590
WALLOPS ISLAND AEGIS COMBAT SYSTEMS CENTER SPY 1-D T&E FACILITY ADDITION	3,300	3,300
TOTAL WALLOPS ISLAND AEGIS COMBAT SYSTEMS C	3,300	3,300
**NAVY	83,520	83,520
AIR FORCE		
LANGLEY AFB DORMITORY (96 RM)	7,470	7,470
TOTAL LANGLEY AFB	7,470	7,470
SPECIAL OPERATIONS COMMAND		
DAM NECK FLT COMBAT TRAIN CTR ATLANTIC OPERATIONAL SUPPORT FACILITY	5,500	5,500
TOTAL DAM NECK FLT COMBAT TRAIN CTR ATLANTI	5,500	5,500
LITTLE CREEK NAVAL AMPHIBIOUS BASE SOF AIR OPERATIONS FACILITY	5,400	5,400
TOTAL LITTLE CREEK NAVAL AMPHIBIOUS BASE	5,400	5,400
OCEANA NAVAL AIR STATION SOF OPERATIONS SUPPORT FACILITY	3,400	3,400
TOTAL OCEANA NAVAL AIR STATION	3,400	3,400
**SPECIAL OPERATIONS COMMAND	14,300	14,300
DEFENSE LOGISTICS AGENCY		
DEFENSE GENERAL SUPPLY CENTER EMERGENCY SERVICES FACILITY	4,500	4,500
TOTAL DEFENSE GENERAL SUPPLY CENTER	4,500	4,500
DFSC OCEANA NAS REPLACE FUEL STORAGE TANK	2,000	2,000
TOTAL DFSC OCEANA NAS	2,000	2,000
**DEFENSE LOGISTICS AGENCY	6,500	6,500
**VIRGINIA	116,065	116,065

WASHINGTON

State - 73

UNCLASSIFIED

## UNCLASSIFIED

## FY 2001 Military Construction Total Obligational Authority as Requested

Active, Guard and Reserve Forces  
Inside the United States  
(\$ Thousands)

Data as of FEB 2000

State/Component/Installation -----Project Name-----	Auth Amount	Appn Amount
ARMY NATIONAL GUARD		
BREMERTON		
READINESS CENTER	2,639	2,639
TOTAL BREMERTON	2,639	2,639
YAKIMA		
READINESS CENTER	5,104	5,104
TOTAL YAKIMA	5,104	5,104
**ARMY NATIONAL GUARD	7,743	7,743
ARMY RESERVE		
TACOMA		
USAR CTR/ORG MNT SHOP/AREA MNT SPT ACT MARINE	14,759	14,759
TOTAL TACOMA	14,759	14,759
NAVY		
BREMERTON STRATEGIC WEAPONS FACILITY PAC		
EXPLOSIVE HANDLING WARF MOD	1,400	1,400
TOTAL BREMERTON STRATEGIC WEAPONS FACILITY	1,400	1,400
PUGET SND WA NSY BREMERTN		
CHEMICAL METALLURGICAL LAB	9,400	9,400
OILY WASTEWATER COLLECTION	6,600	6,600
PIER REPLACEMENT (INCREMENT I)	62,460	38,000
TOTAL PUGET SND WA NSY BREMERTN	78,460	54,000
**NAVY	79,860	55,400
***FAMILY HOUSING***		
NAVY		
WHIDBEY ISLAND NAVAL AIR STATION		
REPLACE/NEW JR ENLISTED HOMES	{16,873}	{16,873}
TOTAL WHIDBEY ISLAND NAVAL AIR STATION		
FAMILY HOUSING	{16,873}	{16,873}
AIR FORCE		
MCCHORD AFB		
C-17 ADD/ALTER NOSE DOCKS	3,750	3,750
C-17 SQUADRON OPERATIONS/AMU	6,500	6,500
TOTAL MCCHORD AFB	10,250	10,250
**WASHINGTON	112,612	88,152
FAMILY HOUSING	{16,873}	{16,873}
WYOMING		
AIR FORCE		
FE WARREN AFB		
COMMAND AND CONTROL SUPPORT FACILITY	10,200	10,200
MMIII MISSILE SERVICE COMPLEX	15,520	15,520
TOTAL FE WARREN AFB	25,720	25,720
**WYOMING	25,720	25,720

CONUS CLASSIFIED

State - 74

UNCLASSIFIED

UNCLASSIFIED

FY 2001 Military Construction Total Obligational Authority as Requested

Active, Guard and Reserve Forces  
 Inside the United States  
 (\$ Thousands)

Data as of FEB 2000

State/Component/Installation -----Project Name-----	Auth Amount	Appn Amount
AIR FORCE		
CLASSIFIED LOCATION		
SPECIAL TACTICAL UNIT DETACHMENT FACILITY	1,810	1,810
TOTAL CLASSIFIED LOCATION	1,810	1,810
**CONUS CLASSIFIED	1,810	1,810
CONUS VARIOUS		
NAVY		
CONUS VARIOUS		
BEQ AND DINING FACILITY	11,500	11,500
TOTAL CONUS VARIOUS	11,500	11,500
**CONUS VARIOUS	11,500	11,500

UNCLASSIFIED

FY 2001 Military Construction Total Obligational Authority as Requested

Active, Guard and Reserve Forces  
 Inside the United States  
 (\$ Thousands)

Data as of FEB 2000

State/Component/Installation -----Project Name-----	Auth Amount	Appn Amount
Totals -----		
Army	611,681	820,631
FAMILY HOUSING	(70,174)	(70,174)
Navy	643,059	630,439
FAMILY HOUSING	(159,317)	(159,317)
Air Force	462,139	464,499
FAMILY HOUSING	(36,677)	(36,677)
Defense-Wide	239,706	283,706
-----	-----	-----
Inside the United States	1,956,585	2,199,275
FAMILY HOUSING	(266,168)	(266,168)

## UNCLASSIFIED

## FY 2001 Military Construction Total Obligational Authority as Requested

Active, Guard and Reserve Forces  
Specified Outside the United States  
(\$ Thousands)

Data as of FEB 2000

State/Component/Installation -----Project Name-----	Auth Amount	Appn Amount
BAHRAIN ISLAND		
NAVY		
ADMINISTRATIVE SUPPORT UNIT		
OPERATIONS CENTER	19,400	19,400
TOTAL ADMINISTRATIVE SUPPORT UNIT	19,400	19,400
**BAHRAIN ISLAND	19,400	19,400
DIEGO GARCIA		
AIR FORCE		
DIEGO GARCIA		
MUNITIONS STORAGE IGLOOS	5,475	5,475
TOTAL DIEGO GARCIA	5,475	5,475
**DIEGO GARCIA	5,475	5,475
GERMANY		
ARMY		
BAMBERG		
BARRACKS COMPLEX - WARNER 7005	7,800	7,800
BARRACKS COMPLEX - WARNER 7041	3,850	3,850
TOTAL BAMBERG	11,650	11,650
DARMSTADT		
BARRACKS COMPLEX - CAMBRAI FRITSCH 4002	5,700	5,700
BARRACKS COMPLEX - KELLEY 4164	5,600	5,600
TOTAL DARMSTADT	11,300	11,300
KAISERSLAUTERN		
CHILD DEVELOPMENT CENTER	3,400	3,400
TOTAL KAISERSLAUTERN	3,400	3,400
MANNHEIM		
BARRACKS COMPLEX - COLEMAN II	4,050	4,050
TOTAL MANNHEIM	4,050	4,050
**ARMY	30,400	30,400
TRICARE MANAGEMENT ACTIVITY		
KITZINGEN		
HEALTH/DENTAL CLINIC LIFE SAFETY UPGRADE	1,400	1,400
TOTAL KITZINGEN	1,400	1,400
WIESBADEN AB		
HEALTH/DENTAL CLINIC ADDITION/ALTERATION	7,187	7,187
TOTAL WIESBADEN AB	7,187	7,187
**TRICARE MANAGEMENT ACTIVITY	8,587	8,587
DEFENSE FINANCE AND ACCOUNTING SERVICE		
KLEBER KASERNE		
RENOVATE ADMIN FACILITY	7,500	7,500
TOTAL KLEBER KASERNE	7,500	7,500
DEFENSE THREAT REDUCTION AGENCY		

State - 77

UNCLASSIFIED

## UNCLASSIFIED

## FY 2001 Military Construction Total Obligational Authority as Requested

Active, Guard and Reserve Forces  
Specified Outside the United States  
(\$ Thousands)

Data as of FEB 2000

State/Component/Installation -----Project Name-----	Auth Amount	Appn Amount
DARMSTADT		
DARMSTADT	2,450	2,450
TOTAL DARMSTADT	2,450	2,450
DEPARTMENT OF DEFENSE DEPENDENT EDUCATION		
HANAU		
ARGONNER ES CLASSROOM ADDITION	1,026	1,026
TOTAL HANAU	1,026	1,026
HOHENFELS		
HOHENFELS MS/HS	13,774	13,774
TOTAL HOHENFELS	13,774	13,774
SCHWEINFURT		
SCHWEINFURT ES CLASSROOM ADDITION	1,444	1,444
TOTAL SCHWEINFURT	1,444	1,444
WUERZBURG		
WUERZBURG ES CLASSROOM ADDITION	1,798	1,798
TOTAL WUERZBURG	1,798	1,798
**DEPARTMENT OF DEFENSE DEPENDENT EDUCATION	18,042	18,042
**GERMANY	66,979	66,979
GUAM		
DEFENSE LOGISTICS AGENCY		
DEF FUEL SUPPORT POINT ANDERSEN AFB		
REPLACE FUEL STORAGE TANKS	16,000	16,000
TOTAL DEF FUEL SUPPORT POINT ANDERSEN AFB	16,000	16,000
DEF FUEL SUPPORT POINT GUAM		
REPLACE HYDRANT FUEL SYSTEM	20,000	20,000
TOTAL DEF FUEL SUPPORT POINT GUAM	20,000	20,000
**DEFENSE LOGISTICS AGENCY	36,000	36,000
**GUAM	36,000	36,000
ITALY		
NAVY		
NAPLES NAVAL SUPPORT ACTIVITY		
BEQ	15,000	15,000
TOTAL NAPLES NAVAL SUPPORT ACTIVITY	15,000	15,000
SIGONELLA NAVAL AIR STATION		
COMMUNITY FACILITIES	32,969	32,029
TOTAL SIGONELLA NAVAL AIR STATION	32,969	32,029
**NAVY	47,969	47,029
AIR FORCE		
AVIANO AIR BASE		
DORMITORY (102 RM)	8,000	8,000

State - 78

UNCLASSIFIED

## UNCLASSIFIED

## FY 2001 Military Construction Total Obligational Authority as Requested

Active, Guard and Reserve Forces  
Specified Outside the United States  
(\$ Thousands)

Data as of FEB 2000

State/Component/Installation -----Project Name-----	Auth Amount	Appn Amount
TOTAL AVIANO AIR BASE	8,000	8,000
TRICARE MANAGEMENT ACTIVITY		
NAPLES NAVAL SUPPORT ACTIVITY		
MEDICAL/DENTAL FACILITY REPLACEMENT	43,850	43,850
TOTAL NAPLES NAVAL SUPPORT ACTIVITY	43,850	43,850
DEPARTMENT OF DEFENSE DEPENDENT EDUCATION		
SIGONELLA		
SIGONELLA ES CLASSROOM ADDITION	971	971
TOTAL SIGONELLA	971	971
DEFENSE LOGISTICS AGENCY		
DFSC SIGONELLA NAS		
REPLACE BULK FUEL STORAGE FACILITY	16,300	16,300
TOTAL DFSC SIGONELLA NAS	16,300	16,300
**ITALY	117,090	116,150
JAPAN		
DEFENSE LOGISTICS AGENCY		
DEF FUEL SUPPORT POINT IWAKUNI		
BULK FUEL STORAGE TANKS	22,400	22,400
TOTAL DEF FUEL SUPPORT POINT IWAKUNI	22,400	22,400
MISAWA AB		
BULK FUEL STORAGE TANKS	26,400	26,400
TOTAL MISAWA AB	26,400	26,400
**DEFENSE LOGISTICS AGENCY	48,800	48,800
**JAPAN	48,800	48,800
KOREA		
ARMY		
CAMP HUMPHREYS		
BARRACKS COMPLEX	14,200	14,200
TOTAL CAMP HUMPHREYS	14,200	14,200
CAMP PAGE		
BARRACKS COMPLEX	19,500	19,500
TOTAL CAMP PAGE	19,500	19,500
**ARMY	33,700	33,700
***FAMILY HOUSING***		
ARMY		
CAMP HUMPHREYS		
CAMP HUMPHREYS KOREA (60)	(21,800)	(21,800)
TOTAL CAMP HUMPHREYS		
FAMILY HOUSING	(21,800)	(21,800)
AIR FORCE		
KUNSAN AIR BASE		
UPGRADE WATER DISTRIBUTION SYSTEM	6,400	6,400

State - 79

UNCLASSIFIED

## UNCLASSIFIED

## FY 2001 Military Construction Total Obligational Authority as Requested

Active, Guard and Reserve Forces  
Specified Outside the United States  
(\$ Thousands)

Data as of FEB 2000

State/Component/Installation -----Project Name-----	Auth Amount	Appn Amount
TOTAL KUNSAN AIR BASE	6,400	6,400
OSAN AFB		
DORMITORY (156RM)	11,348	11,348
UPGRADE WATER DISTRIBUTION SYSTEM	10,600	10,600
TOTAL OSAN AFB	21,948	21,948
**AIR FORCE	28,348	28,348
SPECIAL OPERATIONS COMMAND		
TAEGU AB		
SOF TACTICAL EQUIP MAINTENANCE COMPLEX	1,450	1,450
TOTAL TAEGU AB	1,450	1,450
**KOREA	63,498	63,498
FAMILY HOUSING	(21,800)	(21,800)
KWAJALEIN		
ARMY		
KWAJALEIN ATOLL		
UNACCOMPANIED PERSONNEL HOUSING RENOVATION	18,000	18,000
TOTAL KWAJALEIN ATOLL	18,000	18,000
**KWAJALEIN	18,000	18,000
PUERTO RICO		
SPECIAL OPERATIONS COMMAND		
ROOSEVELT ROADS		
SOF BOAT MAINTENANCE FACILITY	1,241	1,241
TOTAL ROOSEVELT ROADS	1,241	1,241
**PUERTO RICO	1,241	1,241
SPAIN		
AIR FORCE		
ROTA		
ENHANCE ROTA, VARIOUS FACILITIES	5,052	5,052
TOTAL ROTA	5,052	5,052
**SPAIN	5,052	5,052
TURKEY		
AIR FORCE		
INCIRLIK AFB		
FIRE TRAINING FACILITY	1,000	1,000
TOTAL INCIRLIK AFB	1,000	1,000
**TURKEY	1,000	1,000
UNITED KINGDOM		
DEPARTMENT OF DEFENSE DEPENDENT EDUCATION		
RAF FELTWELL		
FELTWELL ES CLASSROOM ADDITION	1,287	1,287
LAKENHEATH ES, UK	3,086	3,086

State - 80

UNCLASSIFIED



## UNCLASSIFIED

## FY 2001 Military Construction Total Obligational Authority as Requested

Active, Guard and Reserve Forces  
Specified Outside the United States  
(\$ Thousands)

Data as of FEB 2000

State/Component/Installation -----Project Name-----	Auth Amount	Appn Amount
TOTAL RAF FELTWELL	4,373	4,373
DEFENSE LOGISTICS AGENCY		
DESC MILDENHALL		
REPLACE HYDRANT FUEL SYSTEM	10,000	10,000
TOTAL DESC MILDENHALL	10,000	10,000
**UNITED KINGDOM	14,373	14,373
ECUADOR		
OFFICE OF SECRETARY OF DEFENSE		
MANTA AIR BASE		
AIRCRAFT MAINTENANCE HANGER/NOSE/DOCK/APRON	6,723	6,723
EXPEDITIONARY MAINTENANCE FACILITIES	4,900	4,900
EXPEDITIONARY RESCUE STATION	2,200	2,200
EXPEDITIONARY SQARDON OPS/AMU/STORAGE	2,600	2,600
EXPEDITIONARY VISITING AIRMEN QTRS/DINING FAC	4,650	4,650
EXPEDITIONARY VISITING OFFICER QUARTERS	1,600	1,600
TOTAL MANTA AIR BASE	22,673	22,673
**ECUADOR	22,673	22,673
CURACAO/ARUBA		
OFFICE OF SECRETARY OF DEFENSE		
ARUBA		
AIRFIELD PAVEMENT/RINSE FACILITY	8,800	8,800
EXPEDITIONARY MAINTENANCE FACILITIES	860	860
SMALL EXPED. AIRCRAFT MAINT. HANGER/APRON	590	590
TOTAL ARUBA	10,250	10,250
CURACAO		
AIRCRAFT MAINTENANCE HANGER/NOSE/DOCK/APRON	9,200	9,200
AIRFIELD PAVEMENT/RINSE FACILITY	29,500	29,500
EXPEDITIONARY MAINTENANCE FACILITIES	3,000	3,000
EXPEDITIONARY SQADRON OPS/AMU/STORAGE	2,200	2,200
TOTAL CURACAO	43,900	43,900
**OFFICE OF SECRETARY OF DEFENSE	54,150	54,150
**CURACAO/ARUBA	54,150	54,150

UNCLASSIFIED

FY 2001 Military Construction Total Obligational Authority as Requested

Active, Guard and Reserve Forces  
Specified Outside the United States  
(\$ Thousands)

Data as of FEB 2000

State/Component/Installation -----Project Name-----	Auth Amount	Appn Amount
Totals -----		
Army FAMILY HOUSING	82,100 (21,800)	82,100 (21,800)
Navy	67,369	66,429
Air Force	47,875	47,875
Defense-Wide	276,387	276,387
Specified Outside the United States FAMILY HOUSING	473,731 (21,800)	472,791 (21,800)

## UNCLASSIFIED

## FY 2001 Military Construction Total Obligational Authority as Requested

Active, Guard and Reserve Forces  
Unspecified Worldwide  
(\$ Thousands)

Data as of FEB 2000

State/Component/Installation -----Project Name-----	Auth Amount	Appn Amount
WORLDWIDE UNSPECIFIED CLASSIFIED PROJECT		
ARMY	11,500	11,500
TOTAL CLASSIFIED PROJECT	11,500	11,500
NMD INITIAL DEPLOYMENT FACILITIES		
BALLISTIC MISSILE DEFENSE ORGANIZATION	451,135	85,095
TOTAL NMD INITIAL DEPLOYMENT FACILITIES	451,135	85,095
CONTINGENCY CONSTRUCTION		
UNDISTRIBUTED		10,000
TOTAL CONTINGENCY CONSTRUCTION		10,000
NATO SECURITY INVESTMENT PROGRAM		
OFFICE OF SECRETARY OF DEFENSE	201,000	190,000
TOTAL NATO SECURITY INVESTMENT PROGRAM	201,000	190,000
ENERGY CONSERVATION IMPROVEMENT PROGRAM		
UNDISTRIBUTED	33,570	33,570
TOTAL ENERGY CONSERVATION IMPROVEMENT PROGR	33,570	33,570
UNSPECIFIED MINOR		
ARMY NATIONAL GUARD		2,295
TOTAL UNSPECIFIED MINOR		2,295
UNSPECIFIED MINOR CONSTRUCTION		
ARMY		15,000
ARMY RESERVE		1,917
TRICARE MANAGEMENT ACTIVITY		3,000
BALLISTIC MISSILE DEFENSE ORGANIZATION		3,694
JOINT CHIEFS OF STAFF		6,196
TOTAL UNSPECIFIED MINOR CONSTRUCTION		29,807
MINOR CONSTRUCTION		
UNDISTRIBUTED		3,000
DEFENSE FINANCE AND ACCOUNTING SERVICE		1,500
TOTAL MINOR CONSTRUCTION		4,500
UNSPECIFIED MINOR CONSTRUCTION - AIR FORCE		
AIR FORCE		9,850
TOTAL UNSPECIFIED MINOR CONSTRUCTION - AIR		9,850
UNSPECIFIED MINOR CONSTRUCTION		
AIR FORCE NATIONAL GUARD		4,000
AIR FORCE RESERVE	4,115	4,115
NAVY		7,659
TOTAL UNSPECIFIED MINOR CONSTRUCTION	4,115	15,774
PLANNING AND DESIGN		
ARMY NATIONAL GUARD		4,232
TOTAL PLANNING AND DESIGN		4,232
HOST NATION, ARMY		
ARMY		22,600

State - 83

UNCLASSIFIED

UNCLASSIFIED

FY 2001 Military Construction Total Obligational Authority as Requested

Active, Guard and Reserve Forces  
Unspecified Worldwide  
(\$ Thousands)

Data as of FEB 2000

State/Component/Installation -----Project Name-----	Auth Amount	Appn Amount
TOTAL HOST NATION, ARMY		22,600
PLANNING AND DESIGN, ARMY ARMY		72,106
TOTAL PLANNING AND DESIGN, ARMY		72,106
PLANNING AND DESIGN ARMY RESERVE		6,400
TOTAL PLANNING AND DESIGN		6,400
PLANNING AND DESIGN TRICARE MANAGEMENT ACTIVITY		22,000
TOTAL PLANNING AND DESIGN		22,000
OSD PLANNING AND DESIGN OFFICE OF SECRETARY OF DEFENSE		2,900
TOTAL OSD PLANNING AND DESIGN		2,900
DIA PLANNING AND DESIGN DEFENSE INTELLIGENCE AGENCY		6,786
TOTAL DIA PLANNING AND DESIGN		6,786
PLANNING AND DESIGN DEFENSE LOGISTICS AGENCY		1,800
SPECIAL OPERATIONS COMMAND		3,790
BALLISTIC MISSILE DEFENSE ORGANIZATION		14,729
DEFENSE THREAT REDUCTION AGENCY		2,600
TOTAL PLANNING AND DESIGN		22,919
DEFENSE LEVEL PLANNING AND DESIGN UNDISTRIBUTED		24,000
TOTAL DEFENSE LEVEL PLANNING AND DESIGN		24,000
VARIOUS-PLANNING AND DESIGN - AIR FORCE AIR FORCE		54,237
TOTAL VARIOUS-PLANNING AND DESIGN - AIR FOR		54,237
UNSPECIFIED PLANNING & DESIGN AIR FORCE NATIONAL GUARD		9,119
TOTAL UNSPECIFIED PLANNING & DESIGN		9,119
PLANNING AND DESIGN AIR FORCE RESERVE	2,304	2,304
TOTAL PLANNING AND DESIGN	2,304	2,304
MCON DESIGN FUNDS NAVY		63,335
TOTAL MCON DESIGN FUNDS		63,335
MCNR DESIGN FUNDS NAVY RESERVE	1,521	1,521
TOTAL MCNR DESIGN FUNDS	1,521	1,521
DEFENSE LEVEL ACTIVITIES - ARMY		

State - 84

UNCLASSIFIED

UNCLASSIFIED

FY 2001 Military Construction Total Obligational Authority as Requested

Active, Guard and Reserve Forces  
Unspecified Worldwide  
(\$ Thousands)

Data as of FEB 2000

State/Component/Installation -----Project Name-----	Auth Amount	Appn Amount
ARMY	307,357	307,357
TOTAL DEFENSE LEVEL ACTIVITIES - ARMY	307,357	307,357
DEFENSE LEVEL ACTIVITIES		
DEFENSE LOGISTICS AGENCY	25,240	25,240
TOTAL DEFENSE LEVEL ACTIVITIES	25,240	25,240
DEFENSE LEVEL ACTIVITES - AIR FORCE		
AIR FORCE	369,652	369,652
TOTAL DEFENSE LEVEL ACTIVITES - AIR FORCE	369,652	369,652
DEFENSE LEVEL ACTIVITES - NAVY		
NAVY	472,120	472,120
TOTAL DEFENSE LEVEL ACTIVITES - NAVY	472,120	472,120
**WORLDWIDE UNSPECIFIED	1,879,514	1,881,219
WORLDWIDE VARIOUS		
NAVY		
VARIOUS LOCATIONS-WORLDWIDE VARIOUS		
HOST NATION INFRASTR SUPP	142	142
TOTAL VARIOUS LOCATIONS-WORLDWIDE VARIOUS	142	142
**WORLDWIDE VARIOUS	142	142

UNCLASSIFIED

FY 2001 Military Construction Total Obligational Authority as Requested

Active, Guard and Reserve Forces  
Unspecified Worldwide  
(\$ Thousands)

Data as of FEB 2000

State/Component/Installation -----Project Name-----	Auth Amount -----	Appn Amount -----
Totals -----		
Army	318,857	443,407
Navy	473,783	544,777
Air Force	376,071	453,277
Defense-Wide	710,945	439,900
Unspecified Worldwide	1,879,656	1,881,361

## UNCLASSIFIED

## FY 2001 Family Housing Total Obligational Authority as Requested

State/Component/Installation -----Project Name-----	Data as of FEB 2000	
	Auth Amount	Appn Amount
ARMY		
NEW CONSTRUCTION		
ARIZONA		
FORT HUACHUCA		
FORT HUACHUCA, AZ (110)	16,224	16,224
FORT HUACHUCA	16,224	16,224
HAWAII		
SCHOFIELD BARRACKS		
SCHOFIELD BARRACKS, HI (72)	15,500	15,500
SCHOFIELD BARRACKS	15,500	15,500
KENTUCKY		
FORT CAMPBELL		
FORT CAMPBELL, KY (56)	7,800	7,800
FORT CAMPBELL	7,800	7,800
MARYLAND		
FORT DETRICK		
FORT DETRICK, MD (48)	5,600	5,600
FORT DETRICK	5,600	5,600
NORTH CAROLINA		
FORT BRAGG		
FORT BRAGG, NC (112)	14,600	14,600
FORT BRAGG	14,600	14,600
SOUTH CAROLINA		
FORT JACKSON		
FORT JACKSON, SC (1)	250	250
FORT JACKSON	250	250
TEXAS		
FORT BLISS		
FORT BLISS, TX (64)	10,200	10,200
FORT BLISS	10,200	10,200
KOREA		
CAMP HUMPHREYS		
CAMP HUMPHREYS KOREA (60)	21,800	21,800
CAMP HUMPHREYS	21,800	21,800
NEW CONSTRUCTION		
	91,974	91,974
CONSTRUCTION IMPROVEMENT		
	63,590	63,590
PLANNING AND DESIGN		
	6,542	6,542
TOTAL FAMILY HOUSING, ARMY CONSTRUCTION		
	162,106	162,106
OPERATING EXPENSES		
FURNISHINGS ACCOUNT		44,374
MANAGEMENT ACCOUNT		90,286
MISCELLANEOUS ACCOUNT		855
SERVICES ACCOUNT		44,855
UTILITES ACCOUNT		198,101
OPERATING EXPENSES		378,471
LEASING		
		202,011
MAINTENANCE OF REAL PROPERTY		
		397,792
TOTAL FAMILY HOUSING, ARMY OPERATIONS		
		978,274
INTEREST PAYMENT		
		1
TOTAL FAMILY HOUSING, ARMY DEBT		
		1

State - 87

UNCLASSIFIED

## UNCLASSIFIED

## FY 2001 Family Housing Total Obligational Authority as Requested

State/Component/Installation -----Project Name-----	Auth Amount	Appn Amount
GRAND TOTAL FAMILY HOUSING, ARMY	162,106	1,140,381
NAVY		
NEW CONSTRUCTION		
CALIFORNIA		
LEMOORE NAVAL AIR STATION		
REPLACEMENT, NAS LEMOORE, CA (160 HOMES)	27,768	27,768
LEMOORE NAVAL AIR STATION	27,768	27,768
TWENTYNINE PALMS		
REPL CONST (79 UNITS)	13,923	13,923
TWENTYNINE PALMS	13,923	13,923
CALIFORNIA	41,691	41,691
HAWAII		
KANEHOE BAY MARINE CORPS AIR STATION		
REPLACE CAPEHART SOUTH	21,910	21,910
KANEHOE BAY MARINE CORPS AIR STATION	21,910	21,910
NAVAL COMPLEX, OAHU		
REPLACE, CNB PEARL HARBOR, HI (98 HOME	22,230	22,230
REPLACEMENT, CNB PEARL HARBOR (112 HOMES)	23,654	23,654
REPLACEMENT, CNB PEARL HARBOR, HI (62 HOME	14,237	14,237
NAVAL COMPLEX, OAHU	60,121	60,121
HAWAII	82,031	82,031
MAINE		
BRUNSWICK NAVAL AIR STATION		
REPLACE/NEW ENLISTED HOMES	18,722	18,722
BRUNSWICK NAVAL AIR STATION	18,722	18,722
WASHINGTON		
WHIDBEY ISLAND NAVAL AIR STATION		
REPLACE/NEW JR ENLISTED HOMES	16,873	16,873
WHIDBEY ISLAND NAVAL AIR STATION	16,873	16,873
NEW CONSTRUCTION	159,317	159,317
CONSTRUCTION IMPROVEMENTS	183,547	183,547
PLANNING	19,958	19,958
TOTAL FAMILY HOUSING, NAVY CONSTRUCTION	362,822	362,822
OPERATING EXPENSES		
FURNISHINGS ACCOUNT		30,884
MANAGEMENT ACCOUNT		84,914
MISCELLANEOUS ACCOUNT		1,239
SERVICES ACCOUNT		63,953
UTILITIES ACCOUNT		165,057
OPERATING EXPENSES		346,047
LEASING		142,690
MAINTENANCE OF REAL PROPERTY		393,830
TOTAL FAMILY HOUSING, NAVY OPERATIONS		882,567
MORTGAGE INSURANCE PREMIUMS		71
TOTAL FAMILY HOUSING, NAVY DEBT		71
GRAND TOTAL FAMILY HOUSING, NAVY	362,822	1,245,460

AIR FORCE  
NEW CONSTRUCTION

State - 88

UNCLASSIFIED



## UNCLASSIFIED

## FY 2001 Family Housing Total Obligational Authority as Requested

(\$ Thousands)

Data as of FEB 2000

State/Component/Installation -----Project Name-----	Auth Amount	Appn Amount
DISTRICT OF COLUMBIA		
BOLLING AIR FORCE BASE		
BOLLING AFB-REPLACE MFH (136 UNITS)	17,137	17,137
BOLLING AIR FORCE BASE	17,137	17,137
NORTH DAKOTA		
CAVALIER		
CAVALIER-REPLACE MFH (2 UNITS)	443	443
CAVALIER	443	443
MINOT AFB		
MINOT AFB-REPLACE MFH (134 UNITS)	19,097	19,097
MINOT AFB	19,097	19,097
NORTH DAKOTA	19,540	19,540
NEW CONSTRUCTION	36,677	36,677
CONSTRUCTION IMPROVEMENTS	174,046	174,046
PLANNING	12,760	12,760
TOTAL FAMILY HOUSING, AIR FORCE CONSTRUCTION	223,483	223,483
OPERATING EXPENSES		
FURNISHING ACCOUNT		38,180
MANAGEMENT ACCOUNT		55,685
MISCELLANEOUS		2,332
SERVICES ACCOUNT		27,997
UTILITIES		158,959
OPERATING EXPENSES		283,153
LEASING		114,628
MAINTENANCE		428,456
TOTAL FAMILY HOUSING, AIR FORCE OPERATIONS		826,237
MORTGAGE INSURANCE PREMIUMS		34
TOTAL FAMILY HOUSING, AIR FORCE DEBT		34
GRAND TOTAL FAMILY HOUSING, AIR FORCE	223,483	1,049,754
NATIONAL SECURITY AGENCY		
OPERATING EXPENSES		
SERVICES ACCOUNT		1,084
OPERATING EXPENSES		1,084
LEASING		12,554
MAINTENANCE OF REAL PROPERTY		653
TOTAL FAMILY HOUSING, NATIONAL SECURITY AGENCY OP		14,291
GRAND TOTAL FAMILY HOUSING, NATIONAL SECURITY AGE		14,291
DEFENSE INTELLIGENCE AGENCY		
OPERATING EXPENSES		
FURNISHINGS ACCOUNT		3,564
OPERATING EXPENSES		3,564
LEASING		25,924

State - 89

UNCLASSIFIED

UNCLASSIFIED

FY 2001 Family Housing Total Obligational Authority as Requested

(\$ Thousands)

Data as of FEB 2000

State/Component/Installation -----Project Name-----	Auth Amount	Appn Amount
TOTAL FAMILY HOUSING, DEFENSE INTELLIGENCE AGENCY	-----	29,488
GRAND TOTAL FAMILY HOUSING, DEFENSE INTELLIGENCE	-----	29,488
DEFENSE LOGISTICS AGENCY		
OPERATING EXPENSES		
FURNISHINGS ACCOUNT		22
MANAGEMENT ACCOUNT		271
SERVICES ACCOUNT		77
UTILITIES ACCOUNT		421
OPERATING EXPENSES		791
MAINTENANCE OF REAL PROPERTY		316
TOTAL FAMILY HOUSING, DEFENSE LOGISTICS AGENCY OP	-----	1,107
GRAND TOTAL FAMILY HOUSING, DEFENSE LOGISTICS AGE	-----	1,107

## UNCLASSIFIED

## Military Construction Total Obligational Authority

<u>Summary by Facility</u>	<u>Total Construction Program</u>			
	<u>By Type Of Facility</u>			
	<u>(\$ Thousands)</u>			
	Data as of FEB 2000			
	<u>2000 Auth</u>	<u>2000 Appn</u>	<u>2001 Auth</u>	<u>2001 Appn</u>
OPERATIONAL FACILITIES	935,701	936,548	975,348	583,478
TRAINING FACILITIES	520,279	500,467	287,654	286,104
MAINTENANCE & PRODUCTION FACILITIES	630,773	575,417	267,797	455,597
R&D FACILITIES	133,070	130,695	52,740	40,350
SUPPLY FACILITIES	113,190	113,099	150,745	150,745
HOSPITAL AND MEDICAL FACILITIES	236,050	123,972	133,887	177,887
ADMINISTRATIVE FACILITIES	103,200	151,086	58,774	94,374
TROOP HOUSING FACILITIES	857,240	766,249	714,075	712,875
COMMUNITY FACILITIES	287,008	282,540	166,005	188,965
UTILITY FACILITIES	233,420	239,641	86,068	86,068
REAL ESTATE	56,946	55,849		
SUPPORTING ACTIVITIES				2,360
ENERGY CONSERVATION	1,268		33,570	33,570
UNSPECIFIED MINOR CONSTRUCTION	7,126	81,956	4,115	59,226
PLANNING & DESIGN	4,617	296,332	3,825	314,459
BASE REALIGNMENT & CLOSURE ACCOUNT	663,834	663,834	1,174,369	1,174,369
NATO SECURITY INVESTMENT PROGRAM	91,581	80,581	201,000	190,000
FAMILY HOUSING CONSTRUCTION	765,477	758,289	748,411	748,411
FAMILY HOUSING DEBT		109		106
FAMILY HOUSING OPERATIONS		2,822,832		2,731,964
FAMILY HOUSING IMPROVEMENT FUND	2,000	1,990		
GENERAL REDUCTION VARIOUS	-27,891	-43,424		
OTHER	-46,052	-200,672		3,000
*** Total ***	5,568,837	8,337,390	5,058,383	8,033,908

Facility - 1

UNCLASSIFIED

UNCLASSIFIED

Military Construction Total Obligational Authority

<u>Summary by Facility</u>	Army			
	By Type Of Facility (\$ Thousands)			
	Data as of FEB 2000			
	<u>2000 Auth</u>	<u>2000 Appn</u>	<u>2001 Auth</u>	<u>2001 Appn</u>
OPERATIONAL FACILITIES	209,574	209,574	28,550	28,550
TRAINING FACILITIES	299,888	286,070	129,027	127,477
MAINTENANCE & PRODUCTION FACILITIES	377,574	318,023	31,372	219,172
R&D FACILITIES	19,700	19,700		
SUPPLY FACILITIES	38,100	38,100	13,400	13,400
ADMINISTRATIVE FACILITIES	24,950	24,950	39,432	39,432
TROOP HOUSING FACILITIES	421,000	343,208	424,300	423,100
COMMUNITY FACILITIES	112,050	86,550	3,400	27,300
UTILITY FACILITIES	165,400	169,200	35,800	35,800
REAL ESTATE	19,000	19,000		
UNSPECIFIED MINOR CONSTRUCTION		32,945		19,212
PLANNING & DESIGN		116,514		105,338
BASE REALIGNMENT & CLOSURE ACCOUNT	143,548	143,548	307,357	307,357
FAMILY HOUSING CONSTRUCTION	80,700	71,283	162,106	162,106
FAMILY HOUSING DEBT		3		1
FAMILY HOUSING OPERATIONS		1,080,692		978,274
OTHER	-49,067	-107,172		
*** Total ***	1,862,417	2,852,188	1,174,744	2,486,519

## UNCLASSIFIED

## Military Construction Total Obligational Authority

<u>Summary by Facility</u>	Navy			
	By Type Of Facility (\$ Thousands)			
	Data as of FEB 2000			
	<u>2000 Auth</u>	<u>2000 Appn</u>	<u>2001 Auth</u>	<u>2001 Appn</u>
OPERATIONAL FACILITIES	272,000	259,749	252,360	216,530
TRAINING FACILITIES	58,161	55,769	81,202	81,202
MAINTENANCE & PRODUCTION FACILITIES	110,600	104,595	65,190	65,190
R&D FACILITIES	43,520	41,145	52,740	40,350
SUPPLY FACILITIES	22,840	21,699	2,940	2,940
ADMINISTRATIVE FACILITIES	23,150	48,636	942	36,542
TROOP HOUSING FACILITIES	247,700	234,501	191,957	191,957
COMMUNITY FACILITIES	46,994	44,432	53,499	52,559
UTILITY FACILITIES	41,720	39,441	9,740	9,740
REAL ESTATE	23,400	22,117		
UNSPECIFIED MINOR CONSTRUCTION	2,659	11,085		7,659
PLANNING & DESIGN	2,750	75,140	1,521	64,856
BASE REALIGNMENT & CLOSURE ACCOUNT	196,826	196,826	472,120	472,120
FAMILY HOUSING CONSTRUCTION	334,271	339,307	362,822	362,822
FAMILY HOUSING DEBT		73		71
FAMILY HOUSING OPERATIONS		886,787		882,567
OTHER	-33,901	-33,130		
*** Total ***	1,392,690	2,348,172	1,547,033	2,487,105

## UNCLASSIFIED

## Military Construction Total Obligational Authority

Air Force  
By Type Of Facility  
(\$ Thousands)

Data as of FEB 2000

<u>Summary by Facility</u>	<u>2000 Auth</u>	<u>2000 Appn</u>	<u>2001 Auth</u>	<u>2001 Appn</u>
OPERATIONAL FACILITIES	328,427	336,227	92,102	92,102
TRAINING FACILITIES	126,130	124,730	67,725	67,725
MAINTENANCE & PRODUCTION FACILITIES	142,599	152,799	117,362	117,362
R&D FACILITIES	69,850	69,850		
SUPPLY FACILITIES	49,450	50,500	26,705	26,705
ADMINISTRATIVE FACILITIES	55,100	77,500	8,450	8,450
TROOP HOUSING FACILITIES	188,540	188,540	91,568	91,568
COMMUNITY FACILITIES	65,350	69,150	69,802	69,802
UTILITY FACILITIES	26,300	31,000	36,300	36,300
REAL ESTATE	11,600	11,600		
SUPPORTING ACTIVITIES				2,360
UNSPECIFIED MINOR CONSTRUCTION	4,467	19,308	4,115	17,965
PLANNING & DESIGN	1,867	56,354	2,304	65,660
BASE REALIGNMENT & CLOSURE ACCOUNT	313,682	313,682	369,652	369,652
FAMILY HOUSING CONSTRUCTION	350,456	347,649	223,483	223,483
FAMILY HOUSING DEBT		33		34
FAMILY HOUSING OPERATIONS		814,127		826,237
GENERAL REDUCTION VARIOUS	-27,891	-43,424		
OTHER	5,141	-33,740		
*** Total ***	1,711,068	2,585,885	1,109,568	2,015,405

Facility - 4

UNCLASSIFIED

## UNCLASSIFIED

## Military Construction Total Obligational Authority

<u>Summary by Facility</u>	Defense Wide			
	By Type Of Facility		Data as of FEB 2000	
	(\$ Thousands)			
	<u>2000 Auth</u>	<u>2000 Appn</u>	<u>2001 Auth</u>	<u>2001 Appn</u>
OPERATIONAL FACILITIES	125,700	130,998	602,336	246,296
TRAINING FACILITIES	36,100	33,898	9,700	9,700
MAINTENANCE & PRODUCTION FACILITIES			53,873	53,873
SUPPLY FACILITIES	2,800	2,800	107,700	107,700
HOSPITAL AND MEDICAL FACILITIES	236,050	123,972	133,887	177,887
ADMINISTRATIVE FACILITIES			9,950	9,950
TROOP HOUSING FACILITIES			6,250	6,250
COMMUNITY FACILITIES	62,614	82,408	39,304	39,304
UTILITY FACILITIES			4,228	4,228
REAL ESTATE	2,946	3,132		
ENERGY CONSERVATION	1,268		33,570	33,570
UNSPECIFIED MINOR CONSTRUCTION		18,618		14,390
PLANNING & DESIGN		48,324		78,605
BASE REALIGNMENT & CLOSURE ACCOUNT	9,778	9,778	25,240	25,240
NATO SECURITY INVESTMENT PROGRAM	91,581	80,581	201,000	190,000
FAMILY HOUSING CONSTRUCTION	50	50		
FAMILY HOUSING OPERATIONS		41,226		44,886
FAMILY HOUSING IMPROVEMENT FUND	2,000	1,990		
OTHER	31,775	-26,630		3,000
*** Total ***	602,662	551,145	1,227,038	1,044,879

## UNCLASSIFIED

## Military Construction Total Obligational Authority

<u>Summary by Facility</u>	Active Forces By Type Of Facility (\$ Thousands)			
	Data as of FEB 2000			
	<u>2000 Auth</u>	<u>2000 Appn</u>	<u>2001 Auth</u>	<u>2001 Appn</u>
OPERATIONAL FACILITIES	714,677	710,226	363,040	327,210
TRAINING FACILITIES	197,890	185,098	149,075	147,525
MAINTENANCE & PRODUCTION FACILITIES	247,958	236,745	170,152	357,952
R&D FACILITIES	133,070	130,695	52,740	40,350
SUPPLY FACILITIES	83,710	83,569	43,045	43,045
ADMINISTRATIVE FACILITIES	89,200	137,086	48,024	83,624
TROOP HOUSING FACILITIES	803,900	712,909	707,825	706,625
COMMUNITY FACILITIES	219,444	197,182	124,051	147,011
UTILITY FACILITIES	233,420	239,641	81,840	81,840
REAL ESTATE	54,000	52,717		
SUPPORTING ACTIVITIES				2,360
UNSPECIFIED MINOR CONSTRUCTION		34,367		32,509
PLANNING & DESIGN		211,207		212,278
FAMILY HOUSING CONSTRUCTION	765,427	758,239	748,411	748,411
FAMILY HOUSING DEBT		109		106
FAMILY HOUSING OPERATIONS		2,781,606		2,687,078
GENERAL REDUCTION VARIOUS	-25,811	-42,060		
OTHER	-64,387	-171,905		
*** Total ***	3,452,498	6,257,431	2,488,203	5,617,924

Facility - 6

UNCLASSIFIED



## UNCLASSIFIED

## Military Construction Total Obligational Authority

National Guard and Reserve Forces  
By Type Of Facility  
(\$ Thousands)

Data as of FEB 2000

<u>Summary by Facility</u>	<u>2000 Auth</u>	<u>2000 Appn</u>	<u>2001 Auth</u>	<u>2001 Appn</u>
OPERATIONAL FACILITIES	95,324	95,324	9,972	9,972
TRAINING FACILITIES	286,289	281,471	128,879	128,879
MAINTENANCE & PRODUCTION FACILITIES	176,015	165,647	43,772	43,772
SUPPLY FACILITIES	26,680	26,730		
ADMINISTRATIVE FACILITIES	14,000	14,000	800	800
TROOP HOUSING FACILITIES	53,340	53,340		
COMMUNITY FACILITIES	4,950	2,950	2,650	2,650
UNSPECIFIED MINOR CONSTRUCTION	7,126	28,971	4,115	12,327
PLANNING & DESIGN	4,617	36,801	3,825	23,576
GENERAL REDUCTION VARIOUS	-2,080	-1,364		
OTHER	-13,440	-2,137		
*** Total ***	652,821	701,733	194,013	221,976

Facility - 7

UNCLASSIFIED

## UNCLASSIFIED

## Military Construction Total Obligational Authority

Military Construction  
By Type Of Facility  
(\$ Thousands)

Data as of FEB 2000

<u>Summary by Facility</u>	<u>2000 Auth</u>	<u>2000 Appn</u>	<u>2001 Auth</u>	<u>2001 Appn</u>
OPERATIONAL FACILITIES	935,701	936,548	975,348	583,478
TRAINING FACILITIES	520,279	500,467	287,654	286,104
MAINTENANCE & PRODUCTION FACILITIES	630,773	575,417	267,797	455,597
R&D FACILITIES	133,070	130,695	52,740	40,350
SUPPLY FACILITIES	113,190	113,099	150,745	150,745
HOSPITAL AND MEDICAL FACILITIES	236,050	123,972	133,887	177,887
ADMINISTRATIVE FACILITIES	103,200	151,086	58,774	94,374
TROOP HOUSING FACILITIES	857,240	766,249	714,075	712,875
COMMUNITY FACILITIES	287,008	282,540	166,005	188,965
UTILITY FACILITIES	233,420	239,641	86,068	86,068
REAL ESTATE	56,946	55,849		
SUPPORTING ACTIVITIES				2,360
ENERGY CONSERVATION	1,268		33,570	33,570
UNSPECIFIED MINOR CONSTRUCTION	7,126	81,956	4,115	59,226
PLANNING & DESIGN	4,617	296,332	3,825	314,459
BASE REALIGNMENT & CLOSURE ACCOUNT	663,834	663,834	1,174,369	1,174,369
NATO SECURITY INVESTMENT PROGRAM	91,581	80,581	201,000	190,000
GENERAL REDUCTION VARIOUS	-27,891	-43,424		
OTHER	-46,052	-200,672		3,000
*** Total ***	4,801,360	4,754,170	4,309,972	4,553,427

Facility - 8

UNCLASSIFIED

UNCLASSIFIED

Military Construction Total Obligational Authority

Base Realignment and Closing  
By Type Of Facility  
(\$ Thousands)

Data as of FEB 2000

<u>Summary by Facility</u>	<u>2000 Auth</u>	<u>2000 Appn</u>	<u>2001 Auth</u>	<u>2001 Appn</u>
BASE REALIGNMENT & CLOSURE ACCOUNT	663,834	663,834	1,174,369	1,174,369
*** Total ***	663,834	663,834	1,174,369	1,174,369

Facility - 9

UNCLASSIFIED

UNCLASSIFIED

Military Construction Total Obligational Authority

Family Housing  
By Type Of Facility  
(\$ Thousands)

Data as of FEB 2000

<u>Summary by Facility</u>	<u>2000 Auth</u>	<u>2000 Appn</u>	<u>2001 Auth</u>	<u>2001 Appn</u>
FAMILY HOUSING CONSTRUCTION	765,477	758,289	748,411	748,411
FAMILY HOUSING DEBT		109		106
FAMILY HOUSING OPERATIONS		2,822,832		2,731,964
FAMILY HOUSING IMPROVEMENT FUND	2,000	1,990		
*** Total ***	767,477	3,583,220	748,411	3,480,481

## UNCLASSIFIED

## FY 2000 Military Construction Total Obligational Authority as Enacted

Active, National Guard, and Reserve Forces  
By Type of Facility  
(\$ Thousands)

Data as of FEB 2000

<u>Installation</u>	<u>Location</u>	<u>Project</u>	<u>Auth Amt</u>	<u>Appn Amt</u>
<b>OPERATIONAL FACILITIES</b>				
<b>ARMY</b>				
PETERSON AFB	COLORADO	US ARMY SPACE COMMAND HEADQUARTERS	25,000	25,000
FORT CAMPBELL	KENTUCKY	SABRE HELIPORT IMPROVEMENTS	19,500	19,500
FORT BRAGG	NORTH CAROLINA	HEAVY DROP RIGGING FACILITY	30,000	30,000
LETTERKENNY ARMY DEPOT	PENNSYLVANIA	AMMUNITION CONTAINERIZATION COMPLEX	3,650	3,650
FORT BLISS	TEXAS	AIR DEPLOYMENT FACILITY COMPLEX	17,000	17,000
FORT BLISS	TEXAS	AIRCRAFT LOADING APRON	22,000	22,000
FORT BLISS	TEXAS	AMMUNITION HOT LOAD FACILITY	11,400	11,400
FORT HOOD	TEXAS	FIXED WING AIRCRAFT PARKING APRON	31,000	31,000
FORT STORY	VIRGINIA	OFFSHORE BREAKWATER SYSTEM	8,000	8,000
CLASSIFIED LOCATION	CONUS CLASSIFIED	CLASSIFIED PROJECT	36,400	36,400
<b>** ARMY</b>			<b>203,950</b>	<b>203,950</b>
<b>ARMY RESERVE</b>				
FORT DIX	NEW JERSEY	CENTRALIZED TACTICAL VEHICLE WASH FACILITY	5,624	5,624
<b>** ARMY RESERVE</b>			<b>5,624</b>	<b>5,624</b>
<b>*** ARMY TOTAL FOR OPERATIONAL FACILITIES</b>			<b>209,574</b>	<b>209,574</b>
<b>NAVY</b>				
CAMP PENDLETON MARINE CORPS BASE	CALIFORNIA	ARMORY	2,620	2,478
CAMP PENDLETON MARINE CORPS BASE	CALIFORNIA	INTEGRATED COMM HUB	3,810	3,602
CAMP PENDLETON MARINE CORPS BASE	CALIFORNIA	MEF OPS AND CMD CTR	6,800	6,428
CHINA LAKE NAVAL WEAPONS CENTER	CALIFORNIA	CONTROL TOWER	4,000	
LEMOORE NAVAL AIR STATION	CALIFORNIA	AIRCRAFT ORD LOADING FAC	11,900	11,251
NORTH ISLAND NAVAL AIR STATION	CALIFORNIA	BERTHING WHARF (INCREMENT I)	40,760	38,535
NAVYPORT NAVAL STATION	FLORIDA	SMALL CRAFT BERTHING BASE OPS BLDG	9,560	9,038
KANBOHE BAY MARINE CORPS AIR STATION	HAWAII	CONTROL TOWER & AIR TRAFFIC CONTROL FACILI	5,790	5,474
PEARL HARBOR NAVAL SUBMARINE BASE	HAWAII	BERTHING WHARF	29,460	27,852
CAMP LEJEUNE MARINE CORPS BASE	NORTH CAROLINA	MAINTENANCE & OPS FAC	8,400	7,942
NEW RIVER MARINE CORPS AIR STATION	NORTH CAROLINA	AIRCRAFT TAXIWAY ADDN	520	491
BEAUFORT MARINE CORPS AIR STATION	SOUTH CAROLINA	ARMORY FACILITY	1,790	1,692
INGLESIDE NAVAL STATION	TEXAS	OPERATIONAL SUPPORT FACILITY	11,780	11,137
NORFOLK NAVAL STATION	VIRGINIA	BERTHING PIER (INCR II)	12,690	11,997
NORFOLK NAVAL STATION	VIRGINIA	PIER REPLACEMENT	40,000	37,815
YORKTOWN VA NWS	VIRGINIA	TRESTLE REPLMT & PIER UPGR	25,040	23,674
KEYPORT NAVAL UNDERSEA WARFARE CENTER DI	WASHINGTON	PIER REPLACEMENT	6,700	6,334
PUGET SND WA NSY BREMERIN	WASHINGTON	DREDGING	15,610	14,758
SW ASIA ADMIN SUPU	BAHRAIN ISLAND	OPERATIONS CONTROL CENTER	34,770	32,871
SOUDA BAY CRETE NAVAL SUPPORT ACTIVITY	GREECE	OPER SUPPORT FACILITIES		6,380
<b>** NAVY</b>			<b>272,000</b>	<b>259,749</b>
<b>*** NAVY TOTAL FOR OPERATIONAL FACILITIES</b>			<b>272,000</b>	<b>259,749</b>
<b>AIR FORCE</b>				
EIELSON AFB	ALASKA	REPAIR KC-135 PARKING RAMP	4,000	4,000
EIELSON AFB	ALASKA	REPAIR RUNWAY	14,000	14,000
ELMENDORF AFB	ALASKA	CONSTRUCT C-130 PARKING RAMP	17,000	17,000
DAVIS MONTHAN AFB	ARIZONA	AIRCRAFT PROCESSING RAMP	7,800	7,800
LITTLE ROCK AFB	ARKANSAS	C-130 SQUADRON OPERATION/AMU FACILITY	7,800	7,800
BEALE AFB	CALIFORNIA	FLIGHTLINE FIRE STATION	8,900	8,900
EDWARDS AFB	CALIFORNIA	CONSTRUCT SPURS, SOUTH BASE	5,500	5,500
PETERSON AFB	COLORADO	FIRE/CRASH RESCUE STATION	7,000	7,000
EGLIN AFB	FLORIDA	SQUADRON OPERATIONS FACILITY	6,600	6,600
EGLIN AUX 9	FLORIDA	RUNWAY/REPAIR TAXIWAY	9,700	9,700
PATRICK AFB	FLORIDA	AIR FREIGHT/PASSENGER TERMINAL FAC	8,300	8,300
TYNDALL AFB	FLORIDA	UPGRADE AIRFIELD	10,800	10,800
FORT BENNING	GEORGIA	AIR SUPPORT OPERATIONS SQUADRON FAC	3,900	3,900
MOODY AFB	GEORGIA	SQUAD OPERATIONS FACILITY	3,200	3,200
MOODY AFB	GEORGIA	TAXIWAY	2,750	2,750
ROBINS AFB	GEORGIA	KC-135 FLIGHT SIMULATOR FACILITY	3,350	3,350
MCCONNELL AFB	KANSAS	KC-135 SQUADRON OPERATIONS/AMU	9,600	9,600
FORT CAMPBELL	KENTUCKY	AIR SUPPORT OPERATIONS SQUADRON FAC	6,300	6,300

Facility - 11

UNCLASSIFIED

## UNCLASSIFIED

## FY 2000 Military Construction Total Obligational Authority as Enacted

Active, National Guard, and Reserve Forces  
By Type Of Facility  
(\$ Thousands)

Data as of FEB 2000

<u>Installation</u>	<u>Location</u>	<u>Project</u>	<u>Auth Amt</u>	<u>Appn Amt</u>
ANDREWS AFB	MARYLAND	SQUADRON OPERATIONS FACILITY	9,900	9,900
CANNON AFB	NEW MEXICO	REPAIR RUNWAY #2204	8,100	8,100
KIRTLAND AFB	NEW MEXICO	REPAIR APRONS (PHASE I)	14,000	14,000
FORT BRAGG	NORTH CAROLINA	AIR SUPPORT OPERATIONS GROUP FAC	4,600	4,600
POPE AFB	NORTH CAROLINA	DANGEROUS CARGO PAD	7,700	7,700
GRAND FORKS AFB	NORTH DAKOTA	PARKING APRON EXTENSION	9,500	9,500
WRIGHT-PATTERSON AFB	OHIO	CONTROL TOWER	4,000	4,000
TINKER AFB	OKLAHOMA	REPAIR AND UPGRADE RUNWAY	11,000	11,000
VANCE AFB	OKLAHOMA	UPGRADE CENTER RUNWAY	12,600	12,600
LAUGHLIN AFB	TEXAS	ADAL JPATS BEDDOWN VARIOUS FAC	3,250	3,250
RANDOLPH AFB	TEXAS	CONTROL TOWER (WEST)	3,600	3,600
MCCHORD AFB	WASHINGTON	C-17 SQUADRON OPERATIONS/AMU	7,900	7,900
CLASSIFIED LOCATION	CONUS CLASSIFIED	AIR CONTROL SQUADRON OPERATIONS COMPLEX	5,100	5,100
CLASSIFIED LOCATION	CONUS CLASSIFIED	SPECIAL TACTICAL UNIT DETACHMENT FACILITY	977	977
AVIANO AIR BASE	ITALY	RADAR APPROACH CONTROL FACILITY		3,700
RAF MILDENHALL	UNITED KINGDOM	OPERATIONS SUPPORT FACILITY		4,100
** AIR FORCE			238,727	246,527
AIR FORCE NATIONAL GUARD				
BOISE AIRPORT	IDAHO	A-10 EXPAND ARM/DISARM APRON	1,600	1,600
MCCONNELL AFB	KANSAS	B-1 AIRCRAFT LIVE MUNITIONS LOAD RAMP	9,300	9,300
SELFRIDGE ANG BASE	MICHIGAN	REPLACE FIRE CRASH/RESCUE STATION	7,400	7,400
ROSECRANS MEMORIAL AIRPORT	MISSOURI	UPGRADE AIRCRAFT PARKING APRON, PH II	9,000	9,000
PEASE AFB	NEW HAMPSHIRE	UPGRADE KC-135 AIRCRAFT PARKING APRON	9,600	9,600
KIRTLAND AFB	NEW MEXICO	COMPOSITE SUPPORT COMPLEX	9,700	9,700
MANSFIELD LAHM AIRPORT	OHIO	REPLACE SECURITY FORCES COMPLEX	2,700	2,700
MCENTIRE	SOUTH CAROLINA	CONTROL TOWER	8,000	8,000
MCGHEE-TYSON AIRPORT	TENNESSEE	KC-135 AIRCRAFT HYDRANT REFUELING SYSTEM	9,500	9,500
KELLY AFB	TEXAS	F-16 ADD/ALTER SQ OPS/FLIGHT TRAINING COMP	9,700	9,700
PUERTO RICO IAP	PUERTO RICO	C-130 ADD TO AIRCRAFT PARKING APRON	2,250	2,250
** AIR FORCE NATIONAL GUARD			78,750	78,750
AIR FORCE RESERVE				
WESTOVER AFB	MASSACHUSETTS	CONROL TOWER	4,250	4,250
YOUNGSTOWN MAP	OHIO	APRON RUNOFF/STORMWATER/DE-ICING SYS	3,400	3,400
MCCHORD AFB	WASHINGTON	ADAL C-17 SQUADRON OPERATIONS AMU FACILITY	3,300	3,300
** AIR FORCE RESERVE			10,950	10,950
*** AIR FORCE TOTAL FOR OPERATIONAL FACILITIES			328,427	336,227
SPECIAL OPERATIONS COMMAND				
NAVAL AMPHIBIOUS BASE, CORONADO	CALIFORNIA	NAVAL SPECIAL WARFARE C2 ADDITION	6,000	6,000
FORT BENNING	GEORGIA	REGIMENTAL COMMAND AND CONTROL FACILITY	10,200	8,861
FORT BRAGG	NORTH CAROLINA	BATTALION OPERATIONS COMPLEX	18,600	16,700
DAM NECK FLT COMBAT TRAIN CTR ATLANTIC	VIRGINIA	MISSION SUPPORT FACILITY	4,700	4,700
** SPECIAL OPERATIONS COMMAND			39,500	36,261
DEFENSE LOGISTICS AGENCY				
DESC EIELSON AFB	ALASKA	HYDRANT FUEL SYSTEM	26,000	22,000
DFSC ELMENDORF AFB	ALASKA	HYDRANT FUEL SYSTEM	23,500	19,899
DESC FAIRCHILD AFB	WASHINGTON	ADD TO HYDRANT FUEL SYSTEM	12,400	12,400
DEF FUEL SUPPORT POINT GUAM	GUAM	REPLACE HYDRANT FUEL SYSTEM	24,300	24,300
DFSC MORON AIR BASE	SPAIN	REPLACE HYDRANT FUEL SYSTEM		15,200
** DEFENSE LOGISTICS AGENCY			86,200	93,799
UNDISTRIBUTED				
UNSPECIFIED WORLDWIDE LOCATIONS	WORLDWIDE UNSPECIFIED	CONTINGENCY CONSTRUCTION		938
** UNDISTRIUTED				938
*** DEFENSE-WIDE TOTAL FOR OPERATIONAL FACILITIES			125,700	130,998

Facility - 12

UNCLASSIFIED

## UNCLASSIFIED

## FY 2000 Military Construction Total Obligational Authority as Enacted

Active, National Guard, and Reserve Forces  
By Type Of Facility  
(\$ Thousands)

Data as of FEB 2000

<u>Installation</u>	<u>Location</u>	<u>Project</u>	<u>Auth Amt</u>	<u>Appn Amt</u>
<b>TOTAL OPERATIONAL FACILITIES</b>				
			935,701	936,548
<b>TRAINING FACILITIES</b>				
<b>ARMY</b>				
FORT WAINWRIGHT	ALASKA	MOUT COLLECTIVE TRAINING FACILITY	17,000	17,000
PRESIDIO OF MONTEREY	CALIFORNIA	GENERAL INSTRUCTION FACILITY	7,100	7,100
FORT STEWART	GEORGIA	MULTI-PURPOSE TRAINING RANGE	7,200	7,200
FORT CAMPBELL	KENTUCKY	MOUT TRAINING COMPLEX	14,400	14,400
FORT KNOX	KENTUCKY	AUTOMATED RECORD FIRE RANGE	1,300	1,300
FORT KNOX	KENTUCKY	MULTI-PURPOSE DIGITAL TRAINING RANGE PH II	16,000	7,000
FORT POLK	LOUISIANA	CONSOLIDATED RANGE OPERATIONS COMPLEX	6,700	6,700
FORT LEONARD WOOD	MISSOURI	WOLVERINE/GRIZZLY SIMULATOR FACILITY	10,600	10,600
FORT BRAGG	NORTH CAROLINA	MOUT TRAINING COMPLEX, PH II	7,000	7,000
FORT HOOD	TEXAS	FORCE XXI, SOLDIER DEVELOPMENT CENTER, PH	14,000	14,000
FORT EUSTIS	VIRGINIA	EDUCATION CENTER	4,800	4,800
<b>** ARMY</b>			<b>106,100</b>	<b>97,100</b>
<b>ARMY NATIONAL GUARD</b>				
PENSACOLA	FLORIDA	READINESS CENTER	4,628	4,628
BELLOWS AIR FORCE STATION	HAWAII	REGIONAL TRAINING INSTITUTE, PH II	12,105	12,105
MARSEILLES	ILLINOIS	BATTALION TRAINING COMPLEX	10,952	10,952
CAMP ATTERBURY	INDIANA	WATER SYSTEM IMPROVEMENTS	7,598	7,598
VICKSBURG	MISSISSIPPI	READINESS CENTER	5,914	5,914
SEDALIA	MISSOURI	READINESS CENTER	3,774	3,774
GREAT FALLS IAP	MONTANA	READINESS CENTER	4,700	4,700
FORT DIX	NEW JERSEY	TRNG TECH BATTLE LAB (PH II)	10,015	10,015
CHARLOTTE	NORTH CAROLINA	READINESS CENTER	7,087	7,087
SALEM	OREGON	ARMED FORCES RES CENTER	15,255	15,255
CONNELLSVILLE	PENNSYLVANIA	READINESS CENTER	1,700	1,700
SIOUX FALLS	SOUTH DAKOTA	BARRACKS/ED FACILITY	4,818	4,818
NORTHFIELD	VERMONT	MP TRAINING FACILITY	8,652	8,652
ELEANOR	WEST VIRGINIA	READINESS CENTER	9,583	9,583
BARRIGADA	GUAM	READINESS CENTER PHI	8,238	8,238
<b>** ARMY NATIONAL GUARD</b>			<b>115,019</b>	<b>110,201</b>
<b>ARMY RESERVE</b>				
WEST HARTFORD	CONNECTICUT	ADD/ALT USAR CTR	17,525	17,525
ORLANDO	FLORIDA	LAND ACQUISITION	690	690
FORT GILLEM	GEORGIA	USAR CTR/ORG MNT SHOP/DIR SPT/WAREHOUSE	22,121	22,121
CURTIS BAY	MARYLAND	ADD/ALT USAR CTR/MARINE AMSA	5,000	5,000
FORT WADSWORTH	NEW YORK	ADD/ALT USARC/ORG MNT SHOP/AMSA PH II	5,786	5,786
BARRIGADA	GUAM	USAR CTR/ORG MNT SHOP/AREA MNT SPT ACT	17,546	17,546
FORT BUCHANAN	PUERTO RICO	USAR CTR	10,101	10,101
<b>** ARMY RESERVE</b>			<b>78,769</b>	<b>78,769</b>
<b>*** ARMY TOTAL FOR TRAINING FACILITIES</b>				
			<b>299,888</b>	<b>286,070</b>
<b>NAVY</b>				
CAMP PENDLETON MARINE CORPS BASE	CALIFORNIA	STAFF NON-COM OFF ACAD	6,480	6,125
LEMOORE NAVAL AIR STATION	CALIFORNIA	STRIKE FIGHTER WFN TRN FAC	3,960	3,743
TWENTYNINE PALMS	CALIFORNIA	CAST TRAINER ADDITION	1,670	1,579
WHITING FIELD NAVAL AIR STATION	FLORIDA	JPATS T-6A TRNR FAC	4,750	4,490
GREAT LAKES NAVAL TRAINING CENTER	ILLINOIS	ALL WEATHER RUNNING TRACK	1,380	1,305
GREAT LAKES NAVAL TRAINING CENTER	ILLINOIS	DRILL HALL REPL	11,190	10,580
PATUMENT RIVER NAVAL AIR TEST CENTER	MARYLAND	INDOOR FIRING RANGE	1,500	1,418
GULFPORT NAVAL CONSTRUCTION BATTALION CT	MISSISSIPPI	BEQ MODERNIZATION	12,860	12,158
<b>** NAVY</b>			<b>43,790</b>	<b>41,398</b>
<b>NAVY RESERVE</b>				
CAMP PENDLETON MARINE CORPS BASE	CALIFORNIA	RESERVE TRAINING COMPLEX	9,940	9,940
COLUMBUS AFB	OHIO	RESERVE CENTER ADDITION	3,541	3,541
CAMP WILLIAMS	UTAH	MARINE CORPS RESERVE TRAINING CENTER ADDIT	890	890

Facility - 13

UNCLASSIFIED

## UNCLASSIFIED

## FY 2000 Military Construction Total Obligational Authority as Enacted

Active, National Guard, and Reserve Forces  
By Type Of Facility  
(\$ Thousands)

Data as of FEB 2000

<u>Installation</u>	<u>Location</u>	<u>Project</u>	<u>Auth Amt</u>	<u>Appn Amt</u>
** NAVY RESERVE			14,371	14,371
*** NAVY TOTAL FOR TRAINING FACILITIES			58,161	55,769
AIR FORCE				
TRAVIS AFB	CALIFORNIA	SUPPORT FACILITY	3,700	
US AIR FORCE ACADEMY	COLORADO	UPGRADE ACADEMIC FACILITY	17,500	17,500
HICKAM AFB	HAWAII	FIRE TRAINING FACILITY	3,300	3,300
MOUNTAIN HOME AFB	IDAHO	ENHANCED TRAINING RANGE, PH II	14,600	14,600
KEESLER AFB	MISSISSIPPI	C-130J SIMULATOR FACILITY	8,900	8,900
RAF MILDENHALL	UNITED KINGDOM	KC-135 FLIGHT SIMULATOR FACILITY		2,300
** AIR FORCE			48,000	46,600
AIR FORCE NATIONAL GUARD				
KULIS ANGB	ALASKA	COMPOSITE SUPPORT COMPLEX	10,000	10,000
FRESNO ANGB	CALIFORNIA	OPERATION AND TRAINING/DINING HALL COMPLEX	9,100	9,100
SAVANNAH MAP	GEORGIA	REGIONAL FIRE TRAINING FACILITY	1,700	1,700
CAMP GRAYLING	MICHIGAN	AIR-TO-GROUND RANGE SUPPLY FACILITY	5,800	5,800
JACKSON	MISSISSIPPI	C-17 FLIGHT SIMULATOR FACILITY	3,600	3,600
HANCOCK FIELD	NEW YORK	COMM-ELECTRONICS TRAINING/ASE COMPLEX	8,900	8,900
SPRINGFIELD MAP	OHIO	F-16 SQD OPS/FLIGHT TRAINING FACILITY	6,700	6,700
TULSA IAP	OKLAHOMA	COMPOSITE SUPPORT COMPLEX	10,800	10,800
JOHNSTOWN	PENNSYLVANIA	AIR TRAFFIC CONTROL TRAINING COMPLEX	6,200	6,200
SALT LAKE CITY IAP	UTAH	OPERATIONS/TRAINING/SQUAD OPERATIONS COMPL	10,400	10,400
** AIR FORCE NATIONAL GUARD			73,200	73,200
AIR FORCE RESERVE				
LITTLE ROCK AFB	ARKANSAS	ALTER AERIAL PORT TRAINING FACILITY	800	800
HOMESTEAD AFB	FLORIDA	FIRE FIGHTER TRAINING FACILITY	2,000	2,000
DOBBINS AFB	GEORGIA	ADAL FACILITY FOR C-130-H AIRCREW TRAINING	2,130	2,130
** AIR FORCE RESERVE			4,930	4,930
*** AIR FORCE TOTAL FOR TRAINING FACILITIES			126,130	124,730
TRICARE MANAGEMENT ACTIVITY				
PENSACOLA NAVAL AIR STATION	FLORIDA	AIRCREW WATER SURVIVAL TRAINING FACILITY	4,300	3,956
PATUXENT RIVER NAVAL AIR STATION	MARYLAND	AIRCREW WATER SURVIVAL TRAINING FACILITY	4,150	3,818
CHERRY POINT MARINE CORPS AIR STATION	NORTH CAROLINA	AIRCREW WATER SURVIVAL TRAINING FACILITY	3,500	3,220
FORT SAM HOUSTON	TEXAS	VETERINARY INSTRUCTIONAL FACILITY	5,800	5,800
NORFOLK NAVAL AIR STATION	VIRGINIA	AIRCREW WATER SURVIVAL TRAINING FACILITY	4,050	3,726
WHIDBEY ISLAND NAVAL AIR STATION	WASHINGTON	AIRCREW WATER SURVIVAL TRAINING FACILITY	4,700	4,324
** TRICARE MANAGEMENT ACTIVITY			26,500	24,844
SPECIAL OPERATIONS COMMAND				
MISSISSIPPI ARMY AMMUNITION PLANT	MISSISSIPPI	SMALL CRAFT TRAINING COMPLEX	9,600	9,054
** SPECIAL OPERATIONS COMMAND			9,600	9,054
*** DEFENSE-WIDE TOTAL FOR TRAINING FACILITIES			36,100	33,898
TOTAL TRAINING FACILITIES			520,279	500,467
MAINTENANCE & PRODUCTION FACILITIES				
ARMY				
PINE BLUFF ARSENAL	ARKANSAS	CHEMICAL DEFENSE QUALITY EVALUATION FACILI	15,408	
BLUEGRASS ARMY DEPOT	KENTUCKY	AMMUNITION SURVEILLANCE FACILITY	6,000	6,000
FORT CAMPBELL	KENTUCKY	VEHICLE MAINTENANCE FACILITY (129TH)	17,000	17,000
HAWTHORNE AAP	NEVADA	CONTAINER REPAIR FACILITY	1,700	1,700
SUNNY POINT ARMY TERM	NORTH CAROLINA	AMMUNITION SURVEILLANCE FACILITY	3,800	3,800
FORT SILL	OKLAHOMA	TACTICAL EQUIPMENT SHOP	9,900	9,900
FORT BLISS	TEXAS	TACTICAL EQUIPMENT SHOP	1,950	1,950

Facility - 14

UNCLASSIFIED



## UNCLASSIFIED

## FY 2000 Military Construction Total Obligational Authority as Enacted

Active, National Guard, and Reserve Forces  
By Type Of Facility  
(\$ Thousands)

Data as of FEB 2000

<u>Installation</u>	<u>Location</u>	<u>Project</u>	<u>Auth Amt</u>	<u>Appn Amt</u>
** ARMY			55,758	40,350
*** ARMY TOTAL FOR MAINTENANCE & PRODUCTION FACILITIES			55,758	40,350
ARMY BUDGETED BY DOD				
ANNISTON ARMY DEPOT	ALABAMA	AMMUNITION DEMILITARIZATION FACILITY, PH V		7,000
PINE BLUFF ARSENAL	ARKANSAS	AMMUNITION DEMILITARIZATION FACILITY, PH I		49,800
NEWPORT ARMY AMMUNITION PLANT	INDIANA	AMMUNITION DEMILITARIZATION FACILITY, PH I		35,900
BLUEGRASS ARMY DEPOT	KENTUCKY	AMMUNITION DEMILITARIZATION FACILITY, PH I	195,800	
BLUEGRASS ARMY DEPOT	KENTUCKY	AMMUNITION DEMILITARIZATION SUPPORT	11,000	2,000
ABERDEEN PROVING GROUND	MARYLAND	AMMUNITION DEMILITARIZATION FACILITY, PH I		53,500
UMATILLA ARMY DEPOT	OREGON	AMMUNITION DEMILITARIZATION FACILITY, PH V		24,825
** ARMY BUDGETED BY DOD			206,800	173,025
*** DEFENSE-WIDE TOTAL FOR MAINTENANCE & PRODUCTION FACILITIES			206,800	173,025
ARMY NATIONAL GUARD				
FORT RICHARDSON	ALASKA	CSMS/MATES	13,850	13,850
BARNES MAP	MASSACHUSETTS	AASF (SUPPLEMENTAL)	3,933	3,933
CAMP RIPLEY	MINNESOTA	CSMS	10,368	
CAMP SHELBY	MISSISSIPPI	MULTIPURPOSE RANGE (PHIII)	14,800	14,800
CHARLOTTE	NORTH CAROLINA	ORGANIZATIONAL MAINT SHOP	4,297	4,297
FORT PICKETT	VIRGINIA	MULTIPURPOSE RANGE	13,500	13,500
YAKIMA	WASHINGTON	MATES, PH I	16,316	16,316
ELEANOR	WEST VIRGINIA	MAINTENANCE COMPLEX	18,521	18,521
WEST BEND	WISCONSIN	AASF	10,000	10,000
** ARMY NATIONAL GUARD			105,585	95,217
ARMY RESERVE				
FORT HOOD	TEXAS	AREA MNT SHOP/EQPMT CONC SITE	9,431	9,431
** ARMY RESERVE			9,431	9,431
*** ARMY TOTAL FOR MAINTENANCE & PRODUCTION FACILITIES			115,016	104,648
NAVY				
BARSTOW MARINE CORPS LOGISTICS BASE	CALIFORNIA	TEST TRACK/TEST POND FAC	4,670	4,415
CAMP PENDLETON MARINE CORPS BASE	CALIFORNIA	TACTICAL VEHICLE MAINTENANCE FAC	9,010	8,517
LEMOORE NAVAL AIR STATION	CALIFORNIA	AVIATION ARMAMENT FAC	5,800	5,484
LEMOORE NAVAL AIR STATION	CALIFORNIA	ENGINE MAINT SHOP ADDITION	2,360	2,232
TWENTYNINE PALMS	CALIFORNIA	TACTICAL VEHICLE MAINTENANCE FAC	13,960	13,199
WHITING FIELD NAVAL AIR STATION	FLORIDA	POWER CHECK PAD/APRON MODIFICATIONS	600	568
ALBANY MARINE CORPS LOGISTICS BASE	GEORGIA	ENGINEERING EQUIPMENT SHOP	6,260	5,918
PEARL HARBOR NAVAL SHIPYARD	HAWAII	ABRASIVE BLAST & PAINT FACILITY	10,610	10,030
CRANE NAVAL SURFACE WARFARE CENTER DIV	INDIANA	STRATEGIC WEAPONS SYSTEMS ENGINEERING FAC	7,270	6,873
PHILADELPHIA NAVAL SHIPYARD	PENNSYLVANIA	FOUNDRY CASTING PITS MODERNIZATION	13,320	12,593
BEAUFORT NAVAL HOSPITAL	SOUTH CAROLINA	CORROSION CONTROL FAC	8,700	8,224
BEAUFORT NAVAL HOSPITAL	SOUTH CAROLINA	JET ENGINE TEST CELL	7,800	7,374
OCEANA NAVAL AIR STATION	VIRGINIA	AIRCRAFT ACOUSTICAL ENCL	11,490	10,863
NAVY SUPPORT FACILITY	DIEGO GARCIA	ACFT INTERMED MAINT FAC	8,150	7,705
** NAVY			110,000	103,995
NAVY RESERVE				
WILLOW GROVE NAVAL AIR STATION	PENNSYLVANIA	GRND SUPPRT EQUIP HOLDING	600	600
** NAVY RESERVE			600	600
*** NAVY TOTAL FOR MAINTENANCE & PRODUCTION FACILITIES			110,600	104,595
AIR FORCE				
EIELSON AFB	ALASKA	WEAPONS RELEASE SYSTEM FACILITY	6,100	6,100
COLUMBUS AFB	MISSISSIPPI	ADD TO T-1A HANGER	2,600	2,600
WHITEMAN AFB	MISSOURI	B-2 LOW OBSERVABLE RESTORATION FACILITY	23,000	23,000

Facility - 15

UNCLASSIFIED

## UNCLASSIFIED

## FY 2000 Military Construction Total Obligational Authority as Enacted

Active, National Guard, and Reserve Forces  
By Type Of Facility  
(\$ Thousands)

Data as of FEB 2000

Installation	Location	Project	Auth Amt	Appn Amt
NELLIS AFB	NEVADA	F-22 AIRCRFT MAINTENANCE HANGAR	7,800	7,800
NELLIS AFB	NEVADA	F-22 COMPOSITE/FABRICATION SHOP	7,500	7,500
TINKER AFB	OKLAHOMA	AIR DRIVEN ACCESS OVERHAUL AND TEST FACILI	17,000	17,000
CHARLESTON AFB	SOUTH CAROLINA	C-17 CORROSION CONTROL FACILITY	18,200	18,200
RAF MILDENHALL	UNITED KINGDOM	CONSOLIDATED CORROSION CONTROL/MAINT COMPL		10,200
** AIR FORCE			82,200	92,400
AIR FORCE NATIONAL GUARD				
BIRMINGHAM MAP	ALABAMA	BASE ENGINEER MAINT COMPLEX	4,200	4,200
LITTLE ROCK AFB	ARKANSAS	VEH/BASE ENG MAINT COMPLEX	8,699	8,699
MOFFETT FIELD NAVAL AIR STATION	CALIFORNIA	REPLACE AIRCRAFT MAINTENANCE HANGAR	14,000	14,000
BOISE AIRPORT	IDAHO	FUEL CELL & CORROSION CONTROL HANGAR	2,300	2,300
SIOUX CITY MAP	IOWA	VEHICLE MAINTENANCE COMPLEX	3,600	3,600
TOLEDO EXPRESS AIRPORT	OHIO	UPGRADE MAINTENANCE COMPLEX	8,400	8,400
FAIRCHILD AFB	WASHINGTON	COMPOSITE SUPPORT COMPLEX	9,800	9,800
PUERTO RICO IAP	PUERTO RICO	C-130 FUEL CELL CORROSION CONTROL	5,600	5,600
PUERTO RICO IAP	PUERTO RICO	C-130 UPGRADE AIRCRAFT MAINT HANGAR	3,800	3,800
** AIR FORCE NATIONAL GUARD			60,399	60,399
*** AIR FORCE TOTAL FOR MAINTENANCE & PRODUCTION FACILITIES			142,599	152,799
TOTAL MAINTENANCE & PRODUCTION FACILITIES			630,773	575,417
R&D FACILITIES				
ARMY				
REDSTONE ARSENAL	ALABAMA	TEST MEASUREMENT LAB/SUPPORT FACILITY	9,800	9,800
PICATINNY ARSENAL	NEW JERSEY	ARMAMENT SOFTWARE ENGINEERING CENTER PH I	9,900	9,900
** ARMY			19,700	19,700
*** ARMY TOTAL FOR R&D FACILITIES			19,700	19,700
NAVY				
CORONA NAVAL WEAPONS STA SEAL BEACH ANNE	CALIFORNIA	MEASUREMENT SCIENCE LAB	7,070	6,685
NAVAL SURFACE WEAPONS CENTER, BAYVIEW	IDAHO	UNDERWATER EQUIP LABORATORY	10,040	9,492
PATUXENT RIVER NAVAL AIR TEST CENTER	MARYLAND	AIR/SHIP SYS INTEGR LAB	3,060	2,892
LAKEHURST NAVALWARFARE CTR AIRCRAFT DIV	NEW JERSEY	ACFT/PLATFRM INTERFACE LAB	15,710	14,852
CHARLESTON NAVAL WEAPONS STATION	SOUTH CAROLINA	AIR TRAFFIC CONTRL ENG CTR	7,640	7,224
** NAVY			43,520	41,145
*** NAVY TOTAL FOR R&D FACILITIES			43,520	41,145
AIR FORCE				
HANSCOM AFB	MASSACHUSETTS	ACQUISITION MANAGEMENT FACILITY RENOVATION	16,000	16,000
ROME RESEARCH SITE	NEW YORK	CONSOLIDATED INTELL & RECONN LAB	12,800	12,800
WRIGHT-PATTERSON AFB	OHIO	CONSOLIDATE AEROSPACE STRUCTURES RESEARCH	17,500	17,500
WRIGHT-PATTERSON AFB	OHIO	CONSOLIDATE AVIONICS RESEARCH LAB	13,600	13,600
ARNOLD ENGINEERING DEV CENTER	TENNESSEE	UPGRADE JET ENG AIR INDUCT SYS PH III	7,800	7,800
ASCENSION ISLAND	ASCENSION ISLAND	GPS SATELLITE CONTROL STATION	2,150	2,150
** AIR FORCE			69,850	69,850
*** AIR FORCE TOTAL FOR R&D FACILITIES			69,850	69,850
TOTAL R&D FACILITIES			133,070	130,695
SUPPLY FACILITIES				
ARMY				
FORT WAINWRIGHT	ALASKA	AMMUNITION STORAGE FACILITY	2,300	2,300
FORT CARSON	COLORADO	MOBILIZATION MATERIAL WAREHOUSE	4,400	4,400
FORT BENNING	GEORGIA	AMMUNITION HOLDING AREA	1,400	1,400
FORT STEWART	GEORGIA	CONTINGENCY LOGISTICS FACILITY	18,500	18,500

Facility - 16

UNCLASSIFIED

## UNCLASSIFIED

## FY 2000 Military Construction Total Obligational Authority as Enacted

Active, National Guard, and Reserve Forces  
By Type Of Facility  
(\$ Thousands)

Data as of FEB 2000

<u>Installation</u>	<u>Location</u>	<u>Project</u>	<u>Auth Amt</u>	<u>Appn Amt</u>
FORT LEWIS	WASHINGTON	AMMUNITION SUPPLY POINT	5,200	5,200
** ARMY			31,800	31,800
ARMY RESERVE JOHNSTOWN	PENNSYLVANIA	CONSOLIDATED AREA MAINT SUPPORT ACTIVITY	6,300	6,300
** ARMY RESERVE			6,300	6,300
*** ARMY TOTAL FOR SUPPLY FACILITIES			38,100	38,100
NAVY				
CAMP NAVAJO NAVY DETACHMENT	ARIZONA	MAGAZINES MODERNIZATION	7,560	7,147
NEW RIVER MARINE CORPS AIR STATION	NORTH CAROLINA	PROPERTY CONTROL FAC	3,610	3,414
BANGOR	WASHINGTON	D5 MISSILE SUPPORT FACILITY	6,300	5,956
PORT HADLOCK WA ORDCTRFAC	WASHINGTON	TOMAHAWK AND INERT MAGS	3,440	3,252
** NAVY			20,910	19,769
NAVY RESERVE WILLOW GROVE NAVAL AIR STATION	PENNSYLVANIA	HAZARDOUS/MATRL STRG FAC	1,930	1,930
** NAVY RESERVE			1,930	1,930
*** NAVY TOTAL FOR SUPPLY FACILITIES			22,840	21,699
AIR FORCE				
PATRICK AFB	FLORIDA	BASE SUPPLY/TMO COMPLEX	9,500	9,500
NELLIS AFB	NEVADA	F-22 PARTS WAREHOUSE AND OPS ADDITION	3,300	3,300
HILL AFB	UTAH	CAD/PAD SPARES STORAGE FACILITY	4,600	4,600
FAIRCHILD AFB	WASHINGTON	FLIGHT LINE SUPPORT FACILITY	9,100	9,100
FAIRCHILD AFB	WASHINGTON	SURVIVAL TRAINING LOGISTICS COMPLEX	4,500	4,500
RAF MILDENHALL	UNITED KINGDOM	HAZMAT STORAGE FACILITY		1,000
** AIR FORCE			31,000	32,000
AIR FORCE NATIONAL GUARD				
SAVANNAH MAP	GEORGIA	COMPOSITE SUPPORT COMPLEX	9,800	9,800
NEW ORLEANS NAS	LOUISIANA	AMMUNITION STORAGE IGLOOS	1,350	1,350
BARNES MAP	MASSACHUSETTS	BASE SUPPLY COMPLEX	5,900	5,900
GREAT FALLS IAP	MONTANA	BASE SUPPLY WAREHOUSE	1,400	1,450
** AIR FORCE NATIONAL GUARD			18,450	18,500
*** AIR FORCE TOTAL FOR SUPPLY FACILITIES			49,450	50,500
SPECIAL OPERATIONS COMMAND FORT BRAGG	NORTH CAROLINA	DEPLOYABLE EQUIPMENT FACILITY	1,500	1,500
** SPECIAL OPERATIONS COMMAND			1,500	1,500
DEFENSE LOGISTICS AGENCY VARIOUS LOCATIONS-WORLDWIDE VARIOUS	WORLDWIDE VARIOUS	CONFORMING STORAGE FACILITIES	1,300	1,300
** DEFENSE LOGISTICS AGENCY			1,300	1,300
*** DEFENSE-WIDE TOTAL FOR SUPPLY FACILITIES			2,800	2,800
TOTAL SUPPLY FACILITIES			113,190	113,099
HOSPITAL AND MEDICAL FACILITIES				
TRICARE MANAGEMENT ACTIVITY				
WAINWRIGHT	ALASKA	HOSPITAL REPLACEMENT PHASE I	133,000	12,738
DAVIS MONTHAN AFB	ARIZONA	AMBULATORY HEALTH CARE CENTER ADD/ALT	10,000	9,762
LOS ANGELES AFB	CALIFORNIA	MEDICAL/DENTAL CLINIC REPLACEMENT	13,600	12,695
TRAVIS AFB	CALIFORNIA	WRM WAREHOUSE/ENGINEERING SUPPORT	7,500	6,450

Facility - 17

UNCLASSIFIED

## UNCLASSIFIED

## FY 2000 Military Construction Total Obligational Authority as Enacted

Active, National Guard, and Reserve Forces  
By Type of Facility  
(\$ Thousands)

Data as of FEB 2000

<u>Installation</u>	<u>Location</u>	<u>Project</u>	<u>Auth Amt</u>	<u>Appn Amt</u>
JACKSONVILLE NAVAL AIR STATION	FLORIDA	BRANCH MEDICAL/DENTAL CLINIC ADD/ALT	3,780	3,478
PATRICK AFB	FLORIDA	MEDICAL LOGISTICS FACILITY REPLACEMENT	1,750	1,700
MOODY AFB	GEORGIA	WRM WAREHOUSE/BEE FACILITY	1,250	795
RILEY	KANSAS	CONSOLIDATED TROOP MEDICAL CLINIC	6,000	5,800
ANDREWS AFB	MARYLAND	MEDICAL LOGISTICS FACILITY ADD/ALT	3,000	3,000
WRIGHT-PATTERSON AFB	OHIO	OCCUPATIONAL HEALTH CLINIC/BEE	3,900	3,900
CHEATHAM ANNEX	VIRGINIA	FHSO CONTAINER HOLDING YARD	1,650	1,518
FORT LEWIS	WASHINGTON	NORTH DENTAL CLINIC REPLACEMENT	5,500	5,100
RAMSTEIN AFB	GERMANY	DENTAL CLINIC ADDITION/ALTERATION		5,995
YONGSAN	KOREA	HOSPITAL ADDITION/ALTERATION	38,570	38,570
YONGSAN	KOREA	MEDICAL SUPPLY WAREHOUSE REPL	2,550	2,300
NSGA SABANA SECA	PUERTO RICO	MEDICAL/DENTAL CLINIC REPLACEMENT	4,000	3,680
ROYAL AIR FORCE LAKENHEATH	UNITED KINGDOM	DENTAL CLINIC ADDITION/ALTERATION		6,491
** TRICARE MANAGEMENT ACTIVITY			236,050	123,972
*** DEFENSE-WIDE TOTAL FOR HOSPITAL AND MEDICAL FACILITIES			236,050	123,972
TOTAL HOSPITAL AND MEDICAL FACILITIES			236,050	123,972
ADMINISTRATIVE FACILITIES				
ARMY				
GEORGE G MEADE	MARYLAND	MILITARY ENTRANCE PROCESSING STATION	4,450	4,450
WESTOVER AFB	MASSACHUSETTS	MILITARY ENTRANCE PROCESSING CENTER	4,000	4,000
FORT HOOD	TEXAS	SOLDIER SERVICE CENTER	16,500	16,500
** ARMY			24,950	24,950
*** ARMY TOTAL FOR ADMINISTRATIVE FACILITIES			24,950	24,950
NAVY				
CAMP SMITH	HAWAII	CINCPAC HEADQUARTERS (INCREMENT I)	15,870	15,003
MERIDIAN NAVAL AIR STATION	MISSISSIPPI	ADMINISTRATIVE BUILDING	7,280	6,883
NAPLES NAVAL SUPPORT ACTIVITY	ITALY	OPERATIONAL SUPPORT FAC		26,750
** NAVY			23,150	48,636
*** NAVY TOTAL FOR ADMINISTRATIVE FACILITIES			23,150	48,636
AIR FORCE				
PETERSON AFB	COLORADO	USSPACECOM/NORAD HEADQUARTERS	33,000	33,000
MACDILL AFB	FLORIDA	MISSION PLANNING CTR (PHASE I)		10,000
LACKLAND AFB	TEXAS	SECURITY FORCES CENTER	8,100	8,100
RAF LAKENHEATH	UNITED KINGDOM	CONSOLIDATED SUPPORT COMPLEX		12,400
** AIR FORCE			41,100	63,500
AIR FORCE RESERVE				
ROBINS AFB	GEORGIA	ADAL AFRC HQ & ATACC	14,000	14,000
** AIR FORCE RESERVE			14,000	14,000
*** AIR FORCE TOTAL FOR ADMINISTRATIVE FACILITIES			55,100	77,500
TOTAL ADMINISTRATIVE FACILITIES			103,200	151,086
TROOP HOUSING FACILITIES				
ARMY				
FORT RICHARDSON	ALASKA	WHOLE BARRACKS COMPLEX RENEWAL	14,600	14,600
FORT BENNING	GEORGIA	WHOLE BARRACKS COMPLEX RENEWAL, PH I	47,000	21,000
FORT STEWART/HUNTER AAF	GEORGIA	WHOLE BARRACKS COMPLEX RENEWAL W/DINING, P	46,000	20,000
SCHOFIELD BARRACKS	HAWAII	WHOLE BARRACKS COMPLEX RENEWAL, PH I	49,000	25,000
FORT LEAVENWORTH	KANSAS	WHOLE BARRACKS COMPLEX RENEWAL	26,000	26,000
FORT RILEY	KANSAS	WHOLE BARRACKS COMPLEX RENEWAL PH II	18,000	13,000
FORT CAMPBELL	KENTUCKY	WHOLE BARRACKS COMPLEX RENEWAL, PH II	32,000	22,000

Facility - 18

UNCLASSIFIED

UNCLASSIFIED

FY 2000 Military Construction Total Obligational Authority as Enacted

Active, National Guard, and Reserve Forces  
By Type Of Facility  
(\$ Thousands)

Data as of FEB 2000

Installation	Location	Project	Auth Amt	Appn Amt
GEORGE G MEADE	MARYLAND	WHOLE BARRACKS COMPLEX RENEWAL	18,000	18,000
FORT BRAGG	NORTH CAROLINA	WHOLE BARRACKS COMPLEX RENEWAL, D-AREA, PH	14,400	14,400
FORT BRAGG	NORTH CAROLINA	WHOLE BARRACKS COMPLEX RENEWAL, PH II	52,000	16,508
CARLISLE BARRACKS	PENNSYLVANIA	WHOLE BARRACKS COMPLEX RENEWAL	5,000	5,000
FORT HOOD	TEXAS	WHOLE BARRACKS COMPLEX RENEWAL	29,000	29,000
FORT EUSTIS	VIRGINIA	WHOLE BARRACKS COMPLEX RENEWAL	39,000	39,000
ANSBACH	GERMANY	WHOLE BARRACKS COMPLEX RENEWAL		21,000
BAMBERG	GERMANY	WHOLE BARRACKS COMPLEX RENEWAL		5,700
BAMBERG	GERMANY	WHOLE BARRACKS COMPLEX RENEWAL		9,300
BAMBERG	GERMANY	WHOLE BARRACKS COMPLEX RENEWAL		8,200
MANNHEIM	GERMANY	WHOLE BARRACKS COMPLEX RENEWAL		4,500
CAMP CASEY	KOREA	WHOLE BARRACKS COMPLEX RENEWAL	31,000	31,000
<b>** ARMY</b>			<b>421,000</b>	<b>343,208</b>
<b>*** ARMY TOTAL FOR TROOP HOUSING FACILITIES</b>			<b>421,000</b>	<b>343,208</b>
<b>NAVY</b>				
CAMP PENDLETON MARINE CORPS BASE	CALIFORNIA	STAFF NCO ACADEMY BEQ	9,740	9,207
SAN DIEGO NAVAL HOSPITAL	CALIFORNIA	BEQ MODERNIZATION	21,590	20,411
TWENTYNINE PALMS	CALIFORNIA	BACHELOR ENLISTED QUARTERS	19,130	18,085
TWENTYNINE PALMS	CALIFORNIA	BEQ (HOSPITAL)	7,640	7,223
PEARL HARBOR NAVAL STATION	HAWAII	BEQ MODERNIZATION	18,600	17,585
GREAT LAKES NAVAL TRAINING CENTER	ILLINOIS	BEQ ('A' SCHOOL)	31,410	29,695
GREAT LAKES NAVAL TRAINING CENTER	ILLINOIS	RECRUIT IN-PROCESS BARRACK	13,310	12,583
BRUNSWICK NAVAL AIR STATION	MAINE	BEQ REPLACEMENT	16,890	15,969
GULFPORT NAVAL CONSTRUCTION TRAINING CTR	MISSISSIPPI	BEQ RENOVATION	6,310	5,966
DAM NECK FLT COMBAT TRAIN CTR ATLANTIC	VIRGINIA	BACHELOR ENLISTED QUARTERS	10,310	9,746
NORFOLK VA NSV	VIRGINIA	BACH ENL QTRS-TRANS E1/E4	17,630	16,667
QUANTICO MARINE CORPS COMBAT DEV COMMAND	VIRGINIA	BACHELOR ENLISTED QUARTERS	20,820	19,683
SW ASIA ADMIN SUPU	BAHRAIN ISLAND	BEQ (SECURITY FORCE)	24,550	23,208
SW ASIA ADMIN SUPU	BAHRAIN ISLAND	BEQ (TRANSIENT)	23,770	22,473
<b>** NAVY</b>			<b>241,700</b>	<b>228,501</b>
<b>NAVY RESERVE</b>				
FORT WORTH	TEXAS	BEQ	6,000	6,000
<b>** NAVY RESERVE</b>			<b>6,000</b>	<b>6,000</b>
<b>*** NAVY TOTAL FOR TROOP HOUSING FACILITIES</b>			<b>247,700</b>	<b>234,501</b>
<b>AIR FORCE</b>				
MAXWELL AIR FORCE BASE	ALABAMA	OFFICER TRANSIENT STUDENT DORMITORY	10,600	10,600
ELMENDORF AFB	ALASKA	DORMITORY	15,800	15,800
DOVER AIR FORCE BASE	DELAWARE	VISITORS' QUARTERS	12,000	12,000
EGLIN AFB	FLORIDA	DINING FACILITY	4,700	4,700
EGLIN AFB	FLORIDA	DORMITORY (120RM)	7,000	7,000
EGLIN AUX 9	FLORIDA	DORMITORY	9,100	9,100
KEESLER AFB	MISSISSIPPI	STUDENT DORMITORY	19,900	19,900
MALMSTROM AFB	MONTANA	DORMITORY	11,600	11,600
OFFUTT AFB	NEBRASKA	DORMITORY	8,300	8,300
MCGUIRE AFB	NEW JERSEY	VISITING QUARTERS	11,800	11,800
TINKER AFB	OKLAHOMA	DORMITORY	6,800	6,800
LACKLAND AFB	TEXAS	DORMITORY	5,300	5,300
LANGLEY AFB	VIRGINIA	DORMITORY	6,300	6,300
OSAN AFB	KOREA	DORMITORY	12,000	12,000
<b>** AIR FORCE</b>			<b>141,200</b>	<b>141,200</b>
<b>AIR FORCE NATIONAL GUARD</b>				
DANNELLY FIELD	ALABAMA	MEDICAL TRAINING AND DINING FACILITY	6,000	6,000
FORT WAYNE MAP	INDIANA	DINING HALL AND MEDICAL TRAINING FACILITY	7,200	7,200
VOLK FIELD	WISCONSIN	REPLACE TROOP TRAINING QUARTERS	8,900	8,900
<b>** AIR FORCE NATIONAL GUARD</b>			<b>22,100</b>	<b>22,100</b>

## UNCLASSIFIED

## FY 2000 Military Construction Total Obligational Authority as Enacted

Active, National Guard, and Reserve Forces  
By Type Of Facility  
(\$ Thousands)

Data as of FEB 2000

<u>Installation</u>	<u>Location</u>	<u>Project</u>	<u>Auth Amt</u>	<u>Appn Amt</u>
AIR FORCE RESERVE				
GRISCOM AFB	INDIANA	SERVICES COMPLEX, PHASE 1	10,800	10,800
MINN-ST PAUL IAP	MINNESOTA	CONSOLIDATED LODGING FACILITY, PH2 OF 3	8,140	8,140
NIAGARA FALLS IAP	NEW YORK	VISITING OFFICERS QUARTERS	6,300	6,300
** AIR FORCE RESERVE			25,240	25,240
*** AIR FORCE TOTAL FOR TROOP HOUSING FACILITIES			188,540	188,540
TOTAL TROOP HOUSING FACILITIES			857,240	766,249
COMMUNITY FACILITIES				
ARMY				
FORT LESLEY J MCNAIR	DISTRICT OF COLUMBIA	FORT LESLEY J MCNAIR CHAPEL	1,250	1,250
WALTER REED ARMY MED CTR	DISTRICT OF COLUMBIA	PHYSICAL FITNESS TRAINING CENTER	6,800	6,800
FORT LEAVENWORTH	KANSAS	US DISCIPLINARY BARRACKS, PH III	18,800	18,800
FORT CAMPBELL	KENTUCKY	PHYSICAL FITNESS TRAINING CENTER	6,000	6,000
FT DRUM	NEW YORK	CONSOLIDATED SOLDIER/FAMILY SUPPORT CENTER	23,000	12,000
U.S. MILITARY ACADEMY	NEW YORK	CADET PHYSICAL DEVELOPMENT CENTER, PH II	28,500	14,000
MCALESTER	OKLAHOMA	FIRE STATION	3,000	3,000
FORT JACKSON	SOUTH CAROLINA	EMERGENCY SERVICES CENTER	7,400	7,400
FORT BELVOIR	VIRGINIA	FIRE STATION	1,700	1,700
FORT BELVOIR	VIRGINIA	MILITARY POLICE STATION	2,150	2,150
FORT MYER	VIRGINIA	PUBLIC SAFETY CENTER	2,900	2,900
FORT LEWIS	WASHINGTON	PHYSICAL FITNESS TRAINING CENTER	6,200	6,200
CAMP KYLE	KOREA	PHYSICAL FITNESS TRAINING CENTER	4,350	4,350
** ARMY			112,050	86,550
*** ARMY TOTAL FOR COMMUNITY FACILITIES			112,050	86,550
NAVY				
YUMA MARINE CORPS AIR STATION	ARIZONA	CHILD DEVELOPMENT CENTER ADDN	2,620	2,478
LEMOORE NAVAL AIR STATION	CALIFORNIA	FITNESS CENTER ADDN	16,000	15,126
MONTEREY NAVAL POSTGRADUATE SCHOOL	CALIFORNIA	FITNESS CENTER	5,100	4,822
SAN DIEGO MARINE CORPS RECRUIT DEPOT	CALIFORNIA	PHYSICAL FITNESS CTR ADDN	3,200	3,025
CAMP LEJEUNE MARINE CORPS BASE	NORTH CAROLINA	PHYSICAL FITNESS CTR	4,230	3,999
NEW RIVER MARINE CORPS AIR STATION	NORTH CAROLINA	FAMILY SERVICES CENTER	1,340	1,268
CHARLESTON NAVAL WEAPONS STATION	SOUTH CAROLINA	CHILD DEVELOPMENT CENTER	3,614	3,418
NORFOLK NAVAL STATION	VIRGINIA	WATERFRONT ATHLETIC CFX	10,890	10,296
** NAVY			46,994	44,432
*** NAVY TOTAL FOR COMMUNITY FACILITIES			46,994	44,432
AIR FORCE				
TRAVIS AFB	CALIFORNIA	ADD TO PHYSICAL FITNESS CNTR	7,500	7,500
SCHRIEVER AFB	COLORADO	CHILD DEVELOPMENT CENTER	6,700	6,700
SCHRIEVER AFB	COLORADO	FITNESS CENTER	3,900	3,900
MACDILL AFB	FLORIDA	ADD/ALTER PHYSICAL FITNESS CENTER	5,500	5,500
KEESLER AFB	MISSISSIPPI	STUDENT DINING FACILITY	7,100	7,100
WHITEMAN AFB	MISSOURI	PHYSICAL FITNESS CENTER	1,900	1,900
WRIGHT-PATTERSON AFB	OHIO	CONVERT TO PHYSICAL FITNESS CENTER	4,600	4,600
ELLSWORTH AFB	SOUTH DAKOTA	EDUCATION/LIBRARY CENTER	10,200	10,200
DYESS AIR FORCE BASE	TEXAS	CHILD DEVELOPMENT CENTER	5,400	5,400
OSAN AFB	KOREA	ADAL PHYSICAL FITNESS CENTER	7,600	7,600
RAF LAKENHEATH	UNITED KINGDOM	CHILD DEVELOPMENT CENTER		5,800
** AIR FORCE			60,400	66,200
AIR FORCE RESERVE				
HOMESTEAD AFB	FLORIDA	FIRE STATION	4,950	2,950
** AIR FORCE RESERVE			4,950	2,950
*** AIR FORCE TOTAL FOR COMMUNITY FACILITIES			65,350	69,150

Facility - 20

UNCLASSIFIED

## UNCLASSIFIED

## FY 2000 Military Construction Total Obligational Authority as Enacted

Active, National Guard, and Reserve Forces  
By Type Of Facility  
(\$ Thousands)

Data as of FEB 2000

<u>Installation</u>	<u>Location</u>	<u>Project</u>	<u>Auth Amt</u>	<u>Appn Amt</u>
DEPARTMENT OF DEFENSE DEPENDENT EDUCATION				
BREWSTER MS	NORTH CAROLINA	TARAWA TERRACE II ES	10,570	8,552
LAUREL BAY IS	SOUTH CAROLINA	LAUREL BAY IS	2,874	2,326
GUAM SCHOOLS	GUAM	ANDERSON ES	44,170	42,170
ROTA ES	SPAIN	CONSTRUCT NEW ELEMENTARY SCHOOL		16,348
LAKENHEATH MS	UNITED KINGDOM	CONSTRUCT LAKENHEATH MS GYM		3,620
RAF FELTWELL	UNITED KINGDOM	CONSTRUCT MULTIPURPOSE FACILITY		4,392
** DEPARTMENT OF DEFENSE DEPENDENT EDUCATION			57,614	77,408
DEFENSE LOGISTICS AGENCY				
DEFENSE INDUSTRIAL SUPPLY CENTER	PENNSYLVANIA	PUBLIC SAFETY CENTER	5,000	5,000
** DEFENSE LOGISTICS AGENCY			5,000	5,000
*** DEFENSE-WIDE TOTAL FOR COMMUNITY FACILITIES			62,614	82,408
TOTAL COMMUNITY FACILITIES			287,008	282,540
UTILITY FACILITIES				
ARMY				
FORT WAINWRIGHT	ALASKA	EMISSION REDUCTION FACILITY	15,500	15,500
FORT HUACHUCA	ARIZONA	WASTEWATER TREATMENT/REUSE PLANT PH I	12,200	6,000
FORT IRWIN	CALIFORNIA	ROTATIONAL UNIT FACILITY MAINTENANCE AREA	13,400	13,400
FORT LEAVENWORTH	KANSAS	WATER TREATMENT/ PLANT	8,100	8,100
FORT LEONARD WOOD	MISSOURI	ACCESS ROAD	16,500	16,500
FORT SILL	OKLAHOMA	RAIL AND CONTAINERIZATION FACILITY	13,200	13,200
MCALESTER	OKLAHOMA	AMMUNITION ROAD INFRASTRUCTURE	6,800	6,800
MCALESTER	OKLAHOMA	RAILYARD INFRASTRUCTURE	6,800	6,800
FORT HOOD	TEXAS	DEPLOYMENT READY REACTIVE FIELD & TRAILS	8,000	8,000
FORT HOOD	TEXAS	RAIL HEAD FACILITY, PH II	14,800	14,800
SALT LAKE CITY	UTAH	RED BUTTE DAM	6,000	6,000
FORT LEWIS	WASHINGTON	TANK TRAIL EROSION MITIGATION-YAKIMA, PH V	2,000	12,000
CAMP HOWZE	KOREA	WATER SYSTEM UPGRADE	3,050	3,050
CAMP STANLEY	KOREA	ELECTRICAL SYSTEM UPGRADE	3,650	3,650
KWAJALEIN	KWAJALEIN	POWER PLANT, PH II - NAMUR ISLAND	35,400	35,400
** ARMY			165,400	169,200
*** ARMY TOTAL FOR UTILITY FACILITIES			165,400	169,200
NAVY				
INDIAN HEAD NAVAL SURFACE WARFARE CTR DI	MARYLAND	SEWAGE TREATMENT PLANT	10,070	9,520
EARLE NJ NWS	NEW JERSEY	SECURITY IMPROVEMENTS	1,250	1,181
CAMP LEJEUNE MARINE CORPS BASE	NORTH CAROLINA	ROAD AND UTIL CONSTRUCTION	8,750	8,272
MECHANICSBURG PA SPC	PENNSYLVANIA	WATER DISTRIBUTION IMPVS	2,990	2,827
NORFOLK NAVAL STATION	VIRGINIA	PIER ELECTRICAL UPGRDES II	18,660	17,641
** NAVY			41,720	39,441
*** NAVY TOTAL FOR UTILITY FACILITIES			41,720	39,441
AIR FORCE				
ELMENDORF AFB	ALASKA	ALTER ROADWAY, DAVIS HIGHWAY	9,500	9,500
SCHRIEVER AFB	COLORADO	SANITARY SEWER LINE	5,500	5,500
MOUNTAIN HOME AFB	IDAHO	DEFENSE ACCESS ROAD	2,400	2,400
ANDERSEN AFB	GUAM	LANDFILL CLOSURE	8,900	8,900
RAF FELTWELL	UNITED KINGDOM	WASTEWATER TREATMENT PLANT		3,000
RAF MOLESWORTH	UNITED KINGDOM	WASTEWATER TREATMENT PLANT		1,700
** AIR FORCE			26,300	31,000
*** AIR FORCE TOTAL FOR UTILITY FACILITIES			26,300	31,000
TOTAL UTILITY FACILITIES			233,420	239,641

Facility - 21

UNCLASSIFIED

## UNCLASSIFIED

## FY 2000 Military Construction Total Obligational Authority as Enacted

Active, National Guard, and Reserve Forces  
By Type Of Facility  
(\$ Thousands)

Data as of FEB 2000

<u>Installation</u>	<u>Location</u>	<u>Project</u>	<u>Auth Amt</u>	<u>Appn Amt</u>
REAL ESTATE				
ARMY				
FORT IRWIN	CALIFORNIA	LAND ACQUISITON-NATIONAL TRAINING CENTER	19,000	19,000
** ARMY			19,000	19,000
*** ARMY TOTAL FOR REAL ESTATE			19,000	19,000
NAVY				
YUMA MARINE CORPS AIR STATION	ARIZONA	LAND ACQUISITION	14,400	13,613
WASHINGTON MARINE BARRACKS	DISTRICT OF COLUMBIA	SITE IMPROVEMENTS	4,000	3,781
JACKSONVILLE	FLORIDA	LAND ACQUISITION	5,000	4,723
** NAVY			23,400	22,117
*** NAVY TOTAL FOR REAL ESTATE			23,400	22,117
AIR FORCE				
NELLIS AFB	NEVADA	LAND ACQUISITION	11,600	11,600
** AIR FORCE			11,600	11,600
*** AIR FORCE TOTAL FOR REAL ESTATE			11,600	11,600
NATIONAL SECURITY AGENCY				
FORT MEADE	MARYLAND	PERIMETER FENCE (EAST)	903	589
FORT MEADE	MARYLAND	RECONFIGURE OPS1 CHILLED WATER	2,043	2,043
MENWITH HILL STATION	UNITED KINGDOM	MENWITH HILL STATION MEDICAL CENTER EXPANS		500
** NATIONAL SECURITY AGENCY			2,946	3,132
*** DEFENSE-WIDE TOTAL FOR REAL ESTATE			2,946	3,132
TOTAL REAL ESTATE			56,946	55,849
ENERGY CONSERVATION				
UNDISTRIBUTED				
ENERGY CONSERVATION IMPROVEMENT PROGRAM	WORLDWIDE UNSPECIFIED	ENERGY CONSERVATION IMPROVEMENT PROGRAM	1,268	
** UNDISTIBUTED			1,268	
*** DEFENSE-WIDE TOTAL FOR ENERGY CONSERVATION			1,268	
TOTAL ENERGY CONSERVATION			1,268	
UNSPECIFIED MINOR CONSTRUCTION				
ARMY				
UNSPECIFIED WORLDWIDE LOCATIONS	WORLDWIDE UNSPECIFIED	MINOR CONSTRUCTION, ARMY		14,600
** ARMY				14,600
ARMY NATIONAL GUARD				
UNSPECIFIED WORLDWIDE LOCATIONS	WORLDWIDE UNSPECIFIED	UNSPECIFIED MINOR		15,629
** ARMY NATIONAL GUARD				15,629
ARMY RESERVE				
UNSPECIFIED WORLDWIDE LOCATIONS	WORLDWIDE UNSPECIFIED	UNSPECIFIED MINOR CONSTRUCTION		2,716
** ARMY RESERVE				2,716
*** ARMY TOTAL FOR UNSPECIFIED MINOR CONSTRUCTION				32,945

Facility - 22

UNCLASSIFIED



## UNCLASSIFIED

## FY 2000 Military Construction Total Obligational Authority as Enacted

Active, National Guard, and Reserve Forces  
By Type Of Facility  
(\$ Thousands)

Data as of FEB 2000

<u>Installation</u>	<u>Location</u>	<u>Project</u>	<u>Auth Amt</u>	<u>Appn Amt</u>
NAVY				
Z/VARLOCS MINOR CONST	WORLDWIDE UNSPECIFIED	UNSPECIFIED MINOR CONSTRUCTION		8,426
** NAVY				8,426
NAVY RESERVE				
Z/VARLOCS MINOR CONS	WORLDWIDE UNSPECIFIED	UNSPECIFIED MINOR CONSTRUCTION	2,659	2,659
** NAVY RESERVE			2,659	2,659
*** NAVY TOTAL FOR UNSPECIFIED MINOR CONSTRUCTION			2,659	11,085
AIR FORCE				
UNSPECIFIED WORLDWIDE LOCATIONS	WORLDWIDE UNSPECIFIED	UNSPECIFIED MINOR CONSTRUCTION - AIR FORCE		11,341
** AIR FORCE				11,341
AIR FORCE NATIONAL GUARD				
UNSPECIFIED WORLDWIDE LOCATIONS	WORLDWIDE UNSPECIFIED	UNSPECIFIED MINOR CONSTRUCTION		3,500
** AIR FORCE NATIONAL GUARD				3,500
AIR FORCE RESERVE				
UNSPECIFIED WORLDWIDE LOCATIONS	WORLDWIDE UNSPECIFIED	UNSPECIFIED MINOR CONSTRUCTION	4,467	4,467
** AIR FORCE RESERVE			4,467	4,467
*** AIR FORCE TOTAL FOR UNSPECIFIED MINOR CONSTRUCTION			4,467	19,308
TRICARE MANAGEMENT ACTIVITY				
UNSPECIFIED WORLDWIDE LOCATIONS	WORLDWIDE UNSPECIFIED	UNSPECIFIED MINOR CONSTRUCTION		3,587
** TRICARE MANAGEMENT ACTIVITY				3,587
SPECIAL OPERATIONS COMMAND				
UNSPECIFIED WORLDWIDE LOCATIONS	WORLDWIDE UNSPECIFIED	UNSPECIFIED MINOR CONSTRUCTION		2,300
** SPECIAL OPERATIONS COMMAND				2,300
DEFENSE FINANCE AND ACCOUNTING SERVICE				
UNSPECIFIED MINOR CONSTRUCTION	WORLDWIDE UNSPECIFIED	MINOR CONSTRUCTION		1,500
** DEFENSE FINANCE AND ACCOUNTING SERVICE				1,500
DEFENSE THREAT REDUCTION AGENCY				
UNSPECIFIED WORLDWIDE LOCATIONS	WORLDWIDE UNSPECIFIED	HQ DTRA RELOCATION		1,200
** DEFENSE THREAT REDUCTION AGENCY				1,200
DEPARTMENT OF DEFENSE DEPENDENT EDUCATION				
UNSPECIFIED MINOR CONSTRUCTION	WORLDWIDE UNSPECIFIED	UNSPECIFIED MINOR CONSTRUCTION		1,000
** DEPARTMENT OF DEFENSE DEPENDENT EDUCATION				1,000
BALLISTIC MISSILE DEFENSE ORGANIZATION				
UNSPECIFIED WORLDWIDE LOCATIONS	WORLDWIDE UNSPECIFIED	UNSPECIFIED MINOR CONSTRUCTION		1,248
** BALLISTIC MISSILE DEFENSE ORGANIZATION				1,248
JOINT CHIEFS OF STAFF				
UNSPECIFIED WORLDWIDE LOCATIONS	WORLDWIDE UNSPECIFIED	UNSPECIFIED MINOR CONSTRUCTION		6,083
** JOINT CHIEFS OF STAFF				6,083
DEFENSE LOGISTICS AGENCY				
UNSPECIFIED WORLDWIDE LOCATIONS	WORLDWIDE UNSPECIFIED	MINOR CONSTRUCTION		1,000

Facility - 23

UNCLASSIFIED

## UNCLASSIFIED

## FY 2000 Military Construction Total Obligational Authority as Enacted

Active, National Guard, and Reserve Forces  
By Type Of Facility  
(\$ Thousands)

Data as of FEB 2000

<u>Installation</u>	<u>Location</u>	<u>Project</u>	<u>Auth Amt</u>	<u>Appn Amt</u>
** DEFENSE LOGISTICS AGENCY				1,000
UNDISTRIBUTED				
UNSPECIFIED WORLDWIDE LOCATIONS	WORLDWIDE UNSPECIFIED	MINOR CONSTRUCTION		700
** UNDISTRICTED				700
*** DEFENSE-WIDE TOTAL FOR UNSPECIFIED MINOR CONSTRUCTION				18,618
TOTAL UNSPECIFIED MINOR CONSTRUCTION			7,126	81,956
PLANNING & DESIGN				
ARMY				
UNSPECIFIED WORLDWIDE LOCATIONS	WORLDWIDE UNSPECIFIED	HOST NATION, ARMY		21,300
UNSPECIFIED WORLDWIDE LOCATIONS	WORLDWIDE UNSPECIFIED	PLANNING AND DESIGN, ARMY		70,305
** ARMY				91,605
ARMY NATIONAL GUARD				
UNSPECIFIED WORLDWIDE LOCATIONS	WORLDWIDE UNSPECIFIED	PLANNING AND DESIGN		16,409
** ARMY NATIONAL GUARD				16,409
ARMY RESERVE				
UNSPECIFIED WORLDWIDE LOCATIONS	WORLDWIDE UNSPECIFIED	PLANNING AND DESIGN		8,500
** ARMY RESERVE				8,500
*** ARMY TOTAL FOR PLANNING & DESIGN				116,514
NAVY				
Z/VARLOCS MINOR CONST	WORLDWIDE UNSPECIFIED	MCON DESIGN FUNDS		72,390
** NAVY				72,390
NAVY RESERVE				
Z/VARLOCS MINOR CONS	WORLDWIDE UNSPECIFIED	MCNR DESIGN FUNDS	2,750	2,750
** NAVY RESERVE			2,750	2,750
*** NAVY TOTAL FOR PLANNING & DESIGN			2,750	75,140
AIR FORCE				
UNSPECIFIED WORLDWIDE LOCATIONS	WORLDWIDE UNSPECIFIED	VARIOUS-PLANNING AND DESIGN - AIR FORCE		47,212
** AIR FORCE				47,212
AIR FORCE NATIONAL GUARD				
UNSPECIFIED WORLDWIDE LOCATIONS	WORLDWIDE UNSPECIFIED	UNSPECIFIED PLANNING & DESIGN		7,275
** AIR FORCE NATIONAL GUARD				7,275
AIR FORCE RESERVE				
UNSPECIFIED WORLDWIDE LOCATIONS	WORLDWIDE UNSPECIFIED	PLANNING AND DESIGN	1,867	1,867
** AIR FORCE RESERVE			1,867	1,867
*** AIR FORCE TOTAL FOR PLANNING & DESIGN			1,867	56,354
TRICARE MANAGEMENT ACTIVITY				
UNSPECIFIED WORLDWIDE LOCATIONS	WORLDWIDE UNSPECIFIED	PLANNING AND DESIGN		9,500
** TRICARE MANAGEMENT ACTIVITY				9,500
SPECIAL OPERATIONS COMMAND				
UNSPECIFIED WORLDWIDE LOCATIONS	WORLDWIDE UNSPECIFIED	PLANNING AND DESIGN		5,700

Facility - 24

UNCLASSIFIED

## UNCLASSIFIED

## FY 2000 Military Construction Total Obligational Authority as Enacted

Active, National Guard, and Reserve Forces  
By Type Of Facility  
(\$ Thousands)

Data as of FEB 2000

<u>Installation</u>	<u>Location</u>	<u>Project</u>	<u>Auth Amt</u>	<u>Appn Amt</u>
** SPECIAL OPERATIONS COMMAND				5,700
BALLISTIC MISSILE DEFENSE ORGANIZATION UNSPECIFIED WORLDWIDE LOCATIONS	WORLDWIDE UNSPECIFIED	PLANNING AND DESIGN		15,124
** BALLISTIC MISSILE DEFENSE ORGANIZATION				15,124
UNDISTRIBUTED UNSPECIFIED WORLDWIDE LOCATIONS	WORLDWIDE UNSPECIFIED	DEFENSE LEVEL PLANNING AND DESIGN		18,000
** UNDISTRIIBUTED				18,000
*** DEFENSE-WIDE TOTAL FOR PLANNING & DESIGN				48,324
TOTAL PLANNING & DESIGN			4,617	296,332
BASE REALIGNMENT & CLOSURE ACCOUNT				
ARMY				
BASE REALIGNMENT & CLOSURE, ARMY	WORLDWIDE UNSPECIFIED	DEFENSE LEVEL ACTIVITIES - ARMY	143,548	143,548
** ARMY			143,548	143,548
*** ARMY TOTAL FOR BASE REALIGNMENT & CLOSURE ACCOUNT			143,548	143,548
NAVY				
BASE REALIGNMENT & CLOSURE, NAVY	WORLDWIDE UNSPECIFIED	DEFENSE LEVEL ACTIVITES - NAVY	196,826	196,826
** NAVY			196,826	196,826
*** NAVY TOTAL FOR BASE REALIGNMENT & CLOSURE ACCOUNT			196,826	196,826
AIR FORCE				
BASE REALIGNMENT & CLOSURE, AIR FORCE	WORLDWIDE UNSPECIFIED	DEFENSE LEVEL ACTIVITES - AIR FORCE	313,682	313,682
** AIR FORCE			313,682	313,682
*** AIR FORCE TOTAL FOR BASE REALIGNMENT & CLOSURE ACCOUNT			313,682	313,682
DEFENSE LOGISTICS AGENCY				
BASE REALIGNMENT & CLOSURE, DEFENSE	WORLDWIDE UNSPECIFIED	DEFENSE LEVEL ACTIVITIES	9,778	9,778
** DEFENSE LOGISTICS AGENCY			9,778	9,778
*** DEFENSE-WIDE TOTAL FOR BASE REALIGNMENT & CLOSURE ACCOUNT			9,778	9,778
TOTAL BASE REALIGNMENT & CLOSURE ACCOUNT			663,834	663,834
NATO SECURITY INVESTMENT PROGRAM				
OFFICE OF SECRETARY OF DEFENSE NATO SECURITY INVESTMENT PROGRAM	WORLDWIDE UNSPECIFIED	NATO SECURITY INVESTMENT PROGRAM	91,581	80,581
** OFFICE OF SECRETARY OF DEFENSE			91,581	80,581
*** DEFENSE-WIDE TOTAL FOR NATO SECURITY INVESTMENT PROGRAM			91,581	80,581
TOTAL NATO SECURITY INVESTMENT PROGRAM			91,581	80,581
PL 99-177 (GRH)				
AIR FORCE				
CONGRESSIONAL REDUCTION	WORLDWIDE VARIOUS	REVISED ECONOMIC ASSUMPTIONS	-2,300	-2,300
GENERAL REDUCTION	WORLDWIDE VARIOUS	RESCISSION, PL 106-113		-4,075
GENERAL REDUCTION	WORLDWIDE VARIOUS	UNSPECIFIED WORLDWIDE-GENERAL REDUCTION	-23,511	-35,685

Facility - 25

UNCLASSIFIED

## UNCLASSIFIED

## FY 2000 Military Construction Total Obligational Authority as Enacted

Active, National Guard, and Reserve Forces  
By Type of Facility  
(\$ Thousands)

Data as of FEB 2000

<u>Installation</u>	<u>Location</u>	<u>Project</u>	<u>Auth Amt</u>	<u>Appn Amt</u>
** AIR FORCE			-25,811	-42,060
AIR FORCE NATIONAL GUARD UNSPECIFIED LOCATIONS	WORLDWIDE VARIOUS	GENERAL REDUCTION (P.L. 106-113)		-1,364
** AIR FORCE NATIONAL GUARD				-1,364
AIR FORCE RESERVE GENERAL REDUCTION	WORLDWIDE VARIOUS	GENERAL REDUCTION	-2,080	
** AIR FORCE RESERVE			-2,080	
*** AIR FORCE TOTAL FOR GENERAL REDUCTION VARIOUS			-27,891	-43,424
TOTAL GENERAL REDUCTION VARIOUS			-27,891	-43,424
OTHER				
ARMY				
UNSPECIFIED WORLDWIDE LOCATIONS	WORLDWIDE UNSPECIFIED	GENERAL REDUCTION	-38,253	-47,580
UNSPECIFIED WORLDWIDE LOCATIONS	WORLDWIDE UNSPECIFIED	RESCISSION (P.L. 106-113)		-5,388
UNSPECIFIED WORLDWIDE LOCATIONS	WORLDWIDE UNSPECIFIED	REVISED ECONOMIC ASSUMPTIONS	-3,700	-3,700
UNSPECIFIED WORLDWIDE LOCATIONS	WORLDWIDE UNSPECIFIED	TRANSFER FUND ADJUSTMENT		-48,700
** ARMY			-41,953	-105,368
ARMY NATIONAL GUARD UNSPECIFIED WORLDWIDE LOCATIONS	WORLDWIDE UNSPECIFIED	GENERAL REDUCTION	-4,223	
UNSPECIFIED WORLDWIDE LOCATIONS	WORLDWIDE UNSPECIFIED	RESCISSION (P.L. 106-113)		-1,228
** ARMY NATIONAL GUARD			-4,223	-1,228
ARMY RESERVE UNSPECIFIED WORLDWIDE LOCATIONS	WORLDWIDE UNSPECIFIED	GENERAL REDUCTION	-2,891	
UNSPECIFIED WORLDWIDE LOCATIONS	WORLDWIDE UNSPECIFIED	RESCISSION (P.L. 106-113)		-576
** ARMY RESERVE			-2,891	-576
*** ARMY TOTAL FOR OTHER			-49,067	-107,172
NAVY				
UNSPECIFIED WORLDWIDE LOCATIONS	WORLDWIDE UNSPECIFIED	GENERAL REDUCTION	-30,227	
UNSPECIFIED WORLDWIDE LOCATIONS	WORLDWIDE UNSPECIFIED	REVISED ECONOMIC ASSUMPTIONS	-3,000	
UNSPECIFIED WORLDWIDE LOCATIONS	WORLDWIDE UNSPECIFIED	TRANSFER FUND ADJUSTMENT		-33,130
** NAVY			-33,227	-33,130
NAVY RESERVE UNSPECIFIED WORLDWIDE LOCATIONS	WORLDWIDE UNSPECIFIED	GENERAL REDUCTION	-674	
** NAVY RESERVE			-674	
*** NAVY TOTAL FOR OTHER			-33,901	-33,130
AIR FORCE				
CLASSIFIED LOCATION	CONUS CLASSIFIED	CLASSIFIED PROJECT	1,093	1,093
CLASSIFIED LOCATION	CONUS CLASSIFIED	CLASSIFIED PROJECT	9,700	9,700
UNSPECIFIED WORLDWIDE LOCATIONS	WORLDWIDE UNSPECIFIED	TRANSFER FUND ADJUSTMENT		-44,200
** AIR FORCE			10,793	-33,407
AIR FORCE NATIONAL GUARD UNSPECIFIED WORLDWIDE LOCATIONS	WORLDWIDE UNSPECIFIED	GENERAL REDUCTION	-5,652	
** AIR FORCE NATIONAL GUARD			-5,652	
AIR FORCE RESERVE				

Facility - 26

UNCLASSIFIED

UNCLASSIFIED

FY 2000 Military Construction Total Obligational Authority as Enacted

Active, National Guard, and Reserve Forces  
By Type Of Facility  
(\$ Thousands)

Data as of FEB 2000

<u>Installation</u>	<u>Location</u>	<u>Project</u>	<u>Auth Amt</u>	<u>Appn Amt</u>
UNSPECIFIED WORLDWIDE LOCATIONS	WORLDWIDE UNSPECIFIED	RESCISSION (P.L. 106-113)		-333
** AIR FORCE RESERVE				-333
*** AIR FORCE TOTAL FOR OTHER			5,141	-33,740
UNDISTRIBUTED				
NAVAL POST GRADUATE SCHOOL - MONTEREY	CALIFORNIA	DMD-C-MONTEREY ADMIN RENOVATION PROJECT	28,000	24,855
UNSPECIFIED WORLDWIDE LOCATIONS	WORLDWIDE UNSPECIFIED	TRANSFER FUND ADJUSTMENT		-55,260
VARIOUS LOCATIONS-WORLDWIDE VARIOUS	WORLDWIDE VARIOUS	UNSPECIFIED PROJECTS	3,775	3,775
** UNDISTRIBUTED			31,775	-26,630
*** DEFENSE-WIDE TOTAL FOR OTHER			31,775	-26,630
TOTAL OTHER			-46,052	-200,672

## UNCLASSIFIED

## FY 2000 Family Housing Total Obligational Authority as Enacted

By Type Of Facility  
(\$ Thousands)

Data as of FEB 2000

<u>Installation</u>	<u>Location</u>	<u>Project</u>	<u>Auth Amt</u>	<u>Appn Amt</u>
<b>FAMILY HOUSING, ARMY</b>				
FORT LEE	VIRGINIA	FORT LEE, VA (97)	8,000	8,000
FORT LEWIS	WASHINGTON	FORT LEWIS, WASHINGTON (48)	9,000	9,000
CAMP HUMPHREYS	KOREA	CAMP HUMPHREYS (60)	24,000	24,000
UNSPECIFIED WORLDWIDE LOCATIONS	WORLDWIDE UNSPECIFIED	RESCISSION (P.L. 116-113)		-417
		TRANSFER FOR PRIVATIZATION		-9,000
		CONSTRUCTION IMPROVEMENT	35,400	35,400
		PLANNING AND DESIGN	4,300	4,300
		FURNISHINGS ACCOUNT		44,970
		MANAGEMENT ACCOUNT		84,185
		MISCELLANEOUS ACCOUNT		482
		SERVICES ACCOUNT		47,715
		UTILITIES ACCOUNT		220,952
		LEASING		222,294
		MAINTENANCE OF REAL PROPERTY		469,211
		RESCISSION (P.L. 116-113)		-5,617
		REVISED ECONOMIC ASSUMPTIONS		-3,500
		INTEREST PAYMENTS		3
<b>TOTAL ARMY</b>			<b>80,700</b>	<b>1,151,978</b>
<b>FAMILY HOUSING, NAVY</b>				
YUMA MARINE CORPS AIR STATION	ARIZONA	NEW CONSTRUCTION	8,500	8,456
LEMOORE NAVAL AIR STATION	CALIFORNIA	REPL CONSTRUCTION	20,188	20,083
KANEHOE BAY MARINE CORPS AIR STATION	HAWAII	NEW CONSTRUCTION	8,000	7,959
MARINE CORPS AIR STATION, KANEHOE BAY	HAWAII	REPLACE, MCB KANEHOE BAY, HI (100 HOME)	26,615	26,477
NAVAL COMPLEX, OAHU	HAWAII	REPLACE, CMB PEARL HARBOR, HI (133 HOME)	30,168	30,012
NAVAL COMPLEX, OAHU	HAWAII	REPLACE, CMB PEARL HARBOR, HI (96 HOME)	19,167	19,068
CHERRY POINT MARINE CORPS AIR STATION	NORTH CAROLINA	REPL CONSTRUCTION (180 UNITS)	22,036	21,922
UNSPECIFIED WORLDWIDE LOCATIONS	WORLDWIDE UNSPECIFIED	CONSTRUCTION IMPROVEMENTS	181,882	187,706
		PLANNING	17,715	17,624
		FURNISHINGS ACCOUNT		32,504
		MANAGEMENT ACCOUNT		82,591
		MISCELLANEOUS ACCOUNT		1,175
		SERVICES ACCOUNT		63,334
		UTILITIES ACCOUNT		170,304
		LEASING		145,365
		MAINTENANCE OF REAL PROPERTY		391,514
		MORTGAGE INSURANCE PREMIUMS		73
<b>TOTAL NAVY</b>			<b>334,271</b>	<b>1,226,167</b>
<b>FAMILY HOUSING, AIR FORCE</b>				
DAVIS MONTHAN AFB	ARIZONA	REPLACE FAMILY HOUSING PH 5 (64 UNITS)	10,000	10,000
BEALE AFB	CALIFORNIA	REPLACE FAMILY HOUSING PH 3 (60 UNITS)	8,500	8,500
EDWARDS AFB	CALIFORNIA	EDWARDS AFB-REPLACE MFH PH 5 (90 UNITS)	16,520	16,220
EDWARDS AFB	CALIFORNIA	EDWARDS AFB-REPLACE MFH PH 5 (98 UNITS)	16,270	16,125
VANDENBERG AFB	CALIFORNIA	REPLACE MFH PH7 (91 UN)	16,800	16,800
BOLLING AFB	DISTRICT OF COLUMBIA	BOLLING AFB-REPLACE MFH PH6 (48 UNITS)	9,375	9,292
EGLIN AFB	FLORIDA	REPLACE MFH PH1 (130 UN)	14,080	14,080
MACDILL AFB	FLORIDA	REPLACE FAMILY HOUSING PH 4 (54 UNITS)	9,034	9,034
MCCONNELL AFB	KANSAS	IMPROVE MFH AREA SAFETY	1,363	1,363
COLUMBUS AFB	MISSISSIPPI	REPLACE MFH PH2 (100 UN)	12,290	12,290
MALMSTROM AFB	MONTANA	MALMSTROM AFB-REPLACE MFH (34 UNITS)	7,570	7,316
OFFUTT AFB	NEBRASKA	OFFUTT AFB-REPLACE MFH (72 UNITS)	12,352	12,256
HOLLOMAN AFB	NEW MEXICO	HOLLOMAN AFB-REPLACE MFH (78 UNITS)	9,800	9,300
SEYMOUR JOHNSON AFB	NORTH CAROLINA	SEYMOUR JOHNSON AFB-REPLACE MFH (78 UNITS)	12,187	12,092
GRAND FORKS AFB	NORTH DAKOTA	REPLACE MFH PH A (42 UN)	10,050	10,050
MINOT AFB	NORTH DAKOTA	REPLACE MFH PH 6 (72 UN)	10,756	10,756
TINKER AFB	OKLAHOMA	REPLACE MFH (41 UNITS)	6,000	6,000
LACKLAND AFB	TEXAS	REPLACE FAMILY HOUSING (48 UNITS)	7,500	7,500
LAJES FIELD	PORTUGAL	REPLACE MFH (75 UNITS)	12,964	12,964
UNSPECIFIED WORLDWIDE LOCATIONS	WORLDWIDE UNSPECIFIED	CONSTRUCTION IMPROVEMENTS	129,952	128,630
		PLANNING	17,093	17,081
		FURNISHING ACCOUNT		36,997
		MANAGEMENT ACCOUNT		56,413

Facility - 28

UNCLASSIFIED

UNCLASSIFIED

FY 2000 Family Housing Total Obligational Authority as Enacted

By Type Of Facility  
(\$ Thousands)

Data as of FEB 2000

<u>Installation</u>	<u>Location</u>	<u>Project</u>	<u>Auth Amt</u>	<u>Appn Amt</u>
		OPERATING EXPENSES		2,640
		SERVICES ACCOUNT		31,450
		UTILITIES ACCOUNT		160,117
		LEASING		118,509
		MAINTENANCE		411,501
		REVISED ECONOMIC ASSUMPTION		-3,500
		MORTGAGE INSURANCE PREMIUMS		33
TOTAL AIR FORCE			350,456	1,161,809
FAMILY HOUSING, FAMILY HOUSING IMPROVEMENT FUND				
	FAMILY HOUSING IMPROVEMENT FUND (FHIF)		2,000	1,990
TOTAL FAMILY HOUSING IMPROVEMENT FUND			2,000	1,990
FAMILY HOUSING, NATIONAL SECURITY AGENCY				
	CONSTRUCTION IMPROVEMENTS		50	50
	SERVICES ACCOUNT			1,029
	LEASING			13,299
	MAINTENANCE OF REAL PROPERTY			244
TOTAL NATIONAL SECURITY AGENCY			50	14,622
FAMILY HOUSING, DEFENSE INTELLIGENCE AGENCY				
	FURNISHINGS ACCOUNT			3,401
	LEASING			22,132
TOTAL DEFENSE INTELLIGENCE AGENCY				25,533
FAMILY HOUSING, DEFENSE LOGISTICS AGENCY				
	FURNISHINGS ACCOUNT			21
	MANAGEMENT ACCOUNT			247
	SERVICES ACCOUNT			75
	UTILITIES ACCOUNT			414
	MAINTENANCE OF REAL PROPERTY			364
TOTAL DEFENSE LOGISTICS AGENCY				1,121
TOTAL DEFENSE-WIDE			2,050	43,266

## UNCLASSIFIED

## FY 2001 Military Construction Total Obligational Authority as Requested

Active, National Guard, and Reserve Forces  
By Type Of Facility  
(\$ Thousands)

Data as of FEB 2000

<u>Installation</u>	<u>Location</u>	<u>Project</u>	<u>Auth Amt</u>	<u>Appn Amt</u>
<b>OPERATIONAL FACILITIES</b>				
<b>ARMY</b>				
FORT HUACHUCA	ARIZONA	FIELD OPERATIONS FACILITY	1,250	1,250
FORT BENNING	GEORGIA	FIXED WING AIRCRAFT PARKING APRON	15,800	15,800
VARIOUS WORLDWIDE LOCATIONS	WORLDWIDE UNSPECIFIED	CLASSIFIED PROJECT	11,500	11,500
<b>** ARMY</b>			28,550	28,550
<b>*** ARMY TOTAL FOR OPERATIONAL FACILITIES</b>			28,550	28,550
<b>NAVY</b>				
YUMA MARINE CORPS AIR STATION	ARIZONA	COMBAT A/C LOADING APRON	8,200	8,200
NORTH ISLAND NAVAL AIR STATION	CALIFORNIA	BERTHING WHARF (INCREMENT II)		12,800
SAN CLEMENTE ISLAND NAVAL FACILITY	CALIFORNIA	AIRCRAFT OPERATIONS BUILDING	8,860	8,860
SAN DIEGO NAVAL STATION	CALIFORNIA	BERTHING PIER (INCREMENT I)	53,200	35,700
NEW LONDON NAVAL SUBMARINE BASE	CONNECTICUT	DRYDOCK SUPPORT FACILITY	3,100	3,100
NAVSURFWPCEN FT LAUD PAC	FLORIDA	SEAWALL&SHIP BERTHING FAC	3,570	3,570
ALBANY MARINE CORPS LOGISTICS BASE	GEORGIA	RENOVATE VEHICLE STORAGE FACILITY	1,100	1,100
LUALUALEI NAVUNDERSEA WARFARE ENGR STA D	HAWAII	CONSOLID FLT TEST SUP FAC	2,100	2,100
PEARL HARBOR FLEET & INDUS SUPPLY CENTER	HAWAII	WHARF UPGRADE	12,000	12,000
PEARL HARBOR NAVAL STATION	HAWAII	RELOCATE SEAL DELIVERY VEH TEAM	14,200	14,200
BRUNSWICK NAVAL AIR STATION	MAINE	ACFT DE-ICE/RINSE FAC	2,450	2,450
INDIAN HEAD NAVAL EXPLOSIVE ORD TECH CTR	MARYLAND	EOD EQUIPMENT SUPPORT FACILITY	6,430	6,430
CAMP LEJEUNE MARINE CORPS BASE	NORTH CAROLINA	AMPHIB OPERATION/MAINTENANCE STORGE COMPLE	9,500	9,500
CAMP LEJEUNE MARINE CORPS BASE	NORTH CAROLINA	ARMORIES	14,000	10,000
CAMP LEJEUNE MARINE CORPS BASE	NORTH CAROLINA	OPERATIONS/MAINTENANCE/STORAGE FACILITY	3,650	3,650
NEW RIVER MARINE CORPS AIR STATION	NORTH CAROLINA	AIRCRAFT RINSE FACILITY	800	800
NEW RIVER MARINE CORPS AIR STATION	NORTH CAROLINA	CONTROL TOWER	2,600	2,600
KINGSVILLE NAVAL AIR STATION	TEXAS	AIRCRAFT PARKING APRON	2,670	
LITTLE CREEK NAVAL AMPHIBIOUS BASE	VIRGINIA	WATERFRONT OPS PAC	2,830	2,830
NORFOLK NAVAL AIR STATION	VIRGINIA	TAXIWAY EXTENSION & LIGHTS	6,350	6,350
NORFOLK NAVAL STATION	VIRGINIA	PIER ENHANCEMENTS	4,700	4,700
OCEANA NAVAL AIR STATION	VIRGINIA	AIRFIELD IMPROVEMENTS	5,250	5,250
BREMERTON STRATEGIC WEAPONS FACILITY PAC	WASHINGTON	EXPLOSIVE HANDLING WARF MOD	1,400	1,400
FUJET SMD WA NSY BREMERTN	WASHINGTON	PIER REPLACEMENT (INCREMENT I)	62,460	38,000
ADMINISTRATIVE SUPPORT UNIT	BAHRAIN ISLAND	OPERATIONS CENTER	19,400	19,400
<b>** NAVY</b>			250,820	214,990
<b>NAVY RESERVE</b>				
ALAMEDA NAVAL AIR STATION	CALIFORNIA	SEAWALL	950	950
NEW ORLEANS NAS	LOUISIANA	AIR PASSENGER TERMINAL	590	590
<b>** NAVY RESERVE</b>			1,540	1,540
<b>*** NAVY TOTAL FOR OPERATIONAL FACILITIES</b>			252,360	216,530
<b>AIR FORCE</b>				
LITTLE ROCK AFB	ARKANSAS	C-130 SQUADRON OPERATIONS/AMU	7,960	7,960
PETERSON AFB	COLORADO	OPERATIONS SUPPORT FACILITY	2,260	2,260
FORT STEWART	GEORGIA	AIR SUPPORT OPERATIONS SQUADRON FACILITY	4,920	4,920
POPE AFB	NORTH CAROLINA	DANGEROUS CARGO PADS	24,570	24,570
WRIGHT-PATTERSON AFB	OHIO	REPLACE WEST RAMP, PH I	22,600	22,600
SHAW AFB	SOUTH CAROLINA	USCENTAF OPS WEATHER SQUADRON FACILITY	2,850	2,850
MCCHORD AFB	WASHINGTON	C-17 SQUADRON OPERATIONS/AMU	6,500	6,500
FE WARREN AFB	WYOMING	COMMAND AND CONTROL SUPPORT FACILITY	10,200	10,200
CLASSIFIED LOCATION	CONUS CLASSIFIED	SPECIAL TACTICAL UNIT DETACHMENT FACILITY	1,810	1,810
<b>** AIR FORCE</b>			83,670	83,670
<b>AIR FORCE RESERVE</b>				
DOBBINS AFB	GEORGIA	C-130 ASSAULT STRIP	6,032	6,032
WILLOW GROVE ARF	PENNSYLVANIA	ALTER HANGAR AND ADD FIRE PROTECTION	2,400	2,400
<b>** AIR FORCE RESERVE</b>			8,432	8,432
<b>*** AIR FORCE TOTAL FOR OPERATIONAL FACILITIES</b>			92,102	92,102

Facility - 30

UNCLASSIFIED



## UNCLASSIFIED

## FY 2001 Military Construction Total Obligational Authority as Requested

Active, National Guard, and Reserve Forces  
By Type Of Facility  
(\$ Thousands)

Data as of FEB 2000

<u>Installation</u>	<u>Location</u>	<u>Project</u>	<u>Auth Amt</u>	<u>Appn Amt</u>
<b>SPECIAL OPERATIONS COMMAND</b>				
NORTH ISLAND NAVAL AIR STATION	CALIFORNIA	SOF SMALL CRAFT BERTHING FACILITY	1,350	1,350
EGLIN AFB AUXILIARY FIELD 9	FLORIDA	SOF AIR FIELD READINESS IMPROVEMENTS	3,000	3,000
EGLIN AFB AUXILIARY FIELD 9	FLORIDA	SOF HOT CARGO PAD	7,354	7,354
FORT BRAGG	NORTH CAROLINA	SOF MEDIA OPERATIONS COMPLEX	8,600	8,600
DAM NECK FLT COMBAT TRAIN CTR ATLANTIC	VIRGINIA	OPERATIONAL SUPPORT FACILITY	5,500	5,500
LITTLE CREEK NAVAL AMPHIBIOUS BASE	VIRGINIA	SOF AIR OPERATIONS FACILITY	5,400	5,400
ROOSEVELT ROADS	PUERTO RICO	SOF BOAT MAINTENANCE FACILITY	1,241	1,241
<b>** SPECIAL OPERATIONS COMMAND</b>			<b>32,445</b>	<b>32,445</b>
<b>BALLISTIC MISSILE DEFENSE ORGANIZATION</b>				
UNSPECIFIED WORLDWIDE LOCATIONS	WORLDWIDE UNSPECIFIED	NMD INITIAL DEPLOYMENT FACILITIES	451,135	85,095
<b>** BALLISTIC MISSILE DEFENSE ORGANIZATION</b>			<b>451,135</b>	<b>85,095</b>
<b>OFFICE OF SECRETARY OF DEFENSE</b>				
MANTA AIR BASE	ECUADOR	EXPEDITIONARY RESCUE STATION	2,200	2,200
MANTA AIR BASE	ECUADOR	EXPEDITIONARY SQUADRON OPS/AMU/STORAGE	2,600	2,600
ARUBA	CURACAO/ARUBA	AIRFIELD PAVEMENT/RINSE FACILITY	8,800	8,800
CURACAO	CURACAO/ARUBA	AIRFIELD PAVEMENT/RINSE FACILITY	29,500	29,500
CURACAO	CURACAO/ARUBA	EXPEDITIONARY SQUADRON OPS/AMU/STORAGE	2,200	2,200
<b>** OFFICE OF SECRETARY OF DEFENSE</b>			<b>45,300</b>	<b>45,300</b>
<b>DEFENSE LOGISTICS AGENCY</b>				
DEF FUEL SUPPORT POINT TWENTYNINE PALMS	CALIFORNIA	FUEL STORAGE FACILITY	2,200	2,200
MACDILL AIR FORCE BASE	FLORIDA	REPLACE HYDRANT FUEL SYSTEM	16,956	16,956
DFSC MCCONNELL AFB	KANSAS	HYDRANT FUEL SYSTEM	11,000	11,000
DEF FUEL SUPPORT POINT PATUXENT RIVER	MARYLAND	REPLACE OPERATING FUEL TANKS	8,300	8,300
FALLON NAVAL AIR STATION	NEVADA	REPLACE OPERATING FUEL TANKS	5,000	5,000
DEF FUEL SUPPORT POINT GUAM	GUAM	REPLACE HYDRANT FUEL SYSTEM	20,000	20,000
DESC MILDENHALL	UNITED KINGDOM	REPLACE HYDRANT FUEL SYSTEM	10,000	10,000
<b>** DEFENSE LOGISTICS AGENCY</b>			<b>73,456</b>	<b>73,456</b>
<b>UNDISTRIBUTED</b>				
UNSPECIFIED WORLDWIDE LOCATIONS	WORLDWIDE UNSPECIFIED	CONTINGENCY CONSTRUCTION		10,000
<b>** UNDISTRIBUTED</b>				<b>10,000</b>
<b>*** DEFENSE-WIDE TOTAL FOR OPERATIONAL FACILITIES</b>			<b>602,336</b>	<b>246,296</b>
<b>TOTAL OPERATIONAL FACILITIES</b>			<b>975,348</b>	<b>583,478</b>
<b>TRAINING FACILITIES</b>				
<b>ARMY</b>				
FORT KNOX	KENTUCKY	MULTI-PURPOSE DIGITAL TRAINING RANGE PH II		8,450
FT HOOD	TEXAS	MULTI-PURPOSE DIGITAL TRAINING RANGE, PH I	26,000	16,000
<b>** ARMY</b>			<b>26,000</b>	<b>24,450</b>
<b>ARMY NATIONAL GUARD</b>				
MANKATO	MINNESOTA	READINESS CENTER	4,681	4,681
HANCOCK FIELD	NEW YORK	READINESS CENTER	5,376	5,376
FORT BRAGG	NORTH CAROLINA	MILITARY EDUCATION FACILITY, PH I	8,709	8,709
BAKER CITY	OREGON	READINESS CENTER	3,122	3,122
BREMERTON	WASHINGTON	READINESS CENTER	2,639	2,639
YAKIMA	WASHINGTON	READINESS CENTER	5,104	5,104
<b>** ARMY NATIONAL GUARD</b>			<b>29,631</b>	<b>29,631</b>
<b>ARMY RESERVE</b>				
ORLANDO	FLORIDA	ADD/ALT AFR CTR/ORG MNT SHOP	17,953	17,953
FORT POLK	LOUISIANA	ADD/ALT USAR CTR/ORG MNT SHOP/EQPMT CONC S	9,912	9,912

Facility - 31

UNCLASSIFIED

## UNCLASSIFIED

## FY 2001 Military Construction Total Obligational Authority as Requested

Active, National Guard, and Reserve Forces  
By Type Of Facility  
(\$ Thousands)

Data as of FEB 2000

Installation	Location	Project	Auth Amt	Appn Amt
NEW ORLEANS	LOUISIANA	USAR CTR/ORG MNT SHOP/UNHEATED STORAGE	10,375	10,375
ROCHESTER	NEW HAMPSHIRE	LAND ACQUISITION	980	980
CAMP BULLIS	TEXAS	USAR CTR/UNHTD STORAGE	1,464	1,464
FORT SAM HOUSTON	TEXAS	USAR CTR/ORG MNT SHOP/EQPMT CONC SITE	13,678	13,678
FORT A P HILL	VIRGINIA	USAR CTR/ORG MNT SHOP/AREA MNT SPT ACT	4,275	4,275
TACOMA	WASHINGTON	USAR CTR/ORG MNT SHOP/AREA MNT SPT ACT MAR	14,759	14,759
** ARMY RESERVE			73,396	73,396
*** ARMY TOTAL FOR TRAINING FACILITIES			129,027	127,477
NAVY				
CAMP PENDLETON MARINE CORPS BASE	CALIFORNIA	ARMOR/ANTI-ARMOR TRACKING RANGE	4,100	4,100
CAMP PENDLETON MARINE CORPS BASE	CALIFORNIA	INFANTRY SQ BATTLE COURSE	4,000	4,000
MIRAMAR CA MCAS	CALIFORNIA	GROUND COMBAT TRAINING RANGE	7,350	7,350
TWENTYNINE PALMS	CALIFORNIA	URBAN ASSAULT COURSE	2,100	2,100
GREAT LAKES NAVAL TRAINING CENTER	ILLINOIS	PHYSICAL TRAINING FACILITY	35,000	35,000
GREAT LAKES NAVAL TRAINING CENTER	ILLINOIS	REPL RTC DRILL HALL	11,700	11,700
MERIDIAN NAVAL AIR STATION	MISSISSIPPI	T-45 AIRCRAFT SUPPORT FACILITY	4,700	4,700
PARRIS ISLAND MARINE CORPS RECRUIT DEPOT	SOUTH CAROLINA	FIELD TRAINING COMPLEX	2,660	2,660
** NAVY			71,610	71,610
NAVY RESERVE				
ELMENDORF AFB	ALASKA	MC RESERVE TRAINING CENTER	6,403	6,403
NAVAL AIR STATION ATLANTA	GEORGIA	TRAINING BLDG ADDN	1,769	1,769
PORTLAND IAP	OREGON	RESERVE CTR ALTER AND VEHICLE MAINT PAC	1,420	1,420
** NAVY RESERVE			9,592	9,592
*** NAVY TOTAL FOR TRAINING FACILITIES			81,202	81,202
AIR FORCE				
MAXWELL AIR FORCE BASE	ALABAMA	OTS ACADEMIC FACILITY	3,825	3,825
TYNDALL AFB	FLORIDA	F-22 OPERATIONS FACILITY	6,800	6,800
MOUNTAIN HOME AFB	IDAHO	ENHANCED TRAINING RANGE, IDAHO PH3	10,125	10,125
KEESLER AFB	MISSISSIPPI	TECHNICAL TRAINING FACILITY	15,040	15,040
CHARLESTON AFB	SOUTH CAROLINA	C-17 ADD TO FLIGHT SIMULATOR FACILITY	2,500	2,500
DYESS AIR FORCE BASE	TEXAS	REALISTIC BOMBER TRAINING INIT (RETI)	12,175	12,175
INCIRLIK AFB	TURKEY	FIRE TRAINING FACILITY	1,000	1,000
** AIR FORCE			51,465	51,465
AIR FORCE NATIONAL GUARD				
FORT SMITH MAP	ARKANSAS	REGIONAL FIRE TRAINING FACILITY	1,760	1,760
ROBINS AFB	GEORGIA	B-1 MUNITIONS MAINTENANCE & TRAINING COMPL	8,500	8,500
SCOTT AIR FORCE BASE	ILLINOIS	KC-135 SIMULATOR FACILITY	1,500	1,500
ALPENA COUNTY REGIONAL AIRPORT	MICHIGAN	REPLACE OPERATIONS & TRAINING FACILITY	4,500	4,500
** AIR FORCE NATIONAL GUARD			16,260	16,260
*** AIR FORCE TOTAL FOR TRAINING FACILITIES			67,725	67,725
SPECIAL OPERATIONS COMMAND				
CORONADO NAVAL AMPHIBIOUS BASE	CALIFORNIA	SOF APPLIED INSTRUCTION FACILITY	4,300	4,300
FORT CAMPBELL	KENTUCKY	SOF FLIGHT SIMULATOR FACILITY	5,400	5,400
** SPECIAL OPERATIONS COMMAND			9,700	9,700
*** DEFENSE-WIDE TOTAL FOR TRAINING FACILITIES			9,700	9,700
TOTAL TRAINING FACILITIES			287,654	286,104
MAINTENANCE & PRODUCTION FACILITIES				
ARMY				
FORT RICHARDSON	ALASKA	CENTRAL VEHICLE WASH FACILITY	3,000	3,000

Facility - 32

UNCLASSIFIED

## UNCLASSIFIED

## FY 2001 Military Construction Total Obligational Authority as Requested

Active, National Guard, and Reserve Forces  
By Type Of Facility  
(\$ Thousands)

Data as of FEB 2000

<u>Installation</u>	<u>Location</u>	<u>Project</u>	<u>Auth Amt</u>	<u>Appn Amt</u>
PINE BLUFF ARSENAL	ARKANSAS	AMMUNITION DEMILITARIZATION FAC PH-V		43,600
PINE BLUFF ARSENAL	ARKANSAS	CHEMICAL DEFENSE QUALIFICATION FACILITY		15,500
PUEBLO DEPOT ACTIVITY	COLORADO	AMMUNITION DEMILITARIZATION FAC PH II		10,700
NEWPORT ARMY AMMUNITION PLANT	INDIANA	AMMUNITION DEMILITARIZATION FAC PH III		54,400
BLUEGRASS ARMY DEPOT	KENTUCKY	AMMUNITION DEMILITARIZATION SUPPORT PH II		8,500
ABERDEEN PROVING GROUND	MARYLAND	AMMUNITION DEMILITARIZATION FACILITY, PH I		45,700
ABERDEEN PROVING GROUND	MARYLAND	MUNITIONS ASSESSMENT/PROCESSING SYS FAC	3,100	3,100
SUNNY POINT ARMY TERM	NORTH CAROLINA	RAILROAD EQUIPMENT MAINTENANCE FACILITY	2,300	2,300
UMATILLA ARMY DEPOT ACTIVITY	OREGON	AMMUNITION DEMILITARIZATION FAC PH VI		9,400
<b>** ARMY</b>			<b>8,400</b>	<b>196,200</b>
<b>ARMY NATIONAL GUARD</b>				
BAKERSFIELD	CALIFORNIA	ORGANIZATIONAL MAINT SHOP	1,380	1,380
COLTON	CALIFORNIA	ORGANIZATIONAL MAINT SHOP	489	489
ESCONDIDO	CALIFORNIA	ORGANIZATIONAL MAINT SHOP	1,380	1,380
FRESNO	CALIFORNIA	ORGANIZATIONAL MAINT SHOP	1,869	1,869
LOS ALAMITOS	CALIFORNIA	ORGANIZATIONAL MAINT SHOP	489	489
RICHMOND	CALIFORNIA	ORGANIZATIONAL MAINT SHOP	489	489
SAN JOSE	CALIFORNIA	ORGANIZATIONAL MAINT SHOP	1,869	1,869
SAN MATEO	CALIFORNIA	ORGANIZATIONAL MAINT SHOP	461	461
SANTA BARBARA	CALIFORNIA	ORGANIZATIONAL MAINT SHOP	483	483
DELPHI	INDIANA	ORGANIZATIONAL MAINT SHOP	1,563	1,563
ELKHART	INDIANA	ORGANIZATIONAL MAINT SHOP	2,322	2,322
LOGANSFORT	INDIANA	ORGANIZATIONAL MAINT SHOP	739	739
PLYMOUTH	INDIANA	ORGANIZATIONAL MAINT SHOP	951	951
SOUTH BEND	INDIANA	ORGANIZATIONAL MAINT SHOP	951	951
KANSAS CITY	KANSAS	ORGANIZATIONAL MAINT SHOP	641	641
MIDLAND	MICHIGAN	ORGANIZATIONAL MAINTENANCE SHOP	3,600	3,600
HAVRE	MONTANA	ORGANIZATIONAL MAINT SHOP	461	461
KALISPELL	MONTANA	ORGANIZATIONAL MAINT SHOP	493	493
LIBBY	MONTANA	ORGANIZATIONAL MAINT SHOP	463	463
GERING	NEBRASKA	ORGANIZATIONAL MAINT SHOP	657	657
MEAD	NEBRASKA	ORGANIZATIONAL MAINTENANCE SHOP	714	714
NORTH PLATTE	NEBRASKA	ORGANIZATIONAL MAINT SHOP	508	508
<b>** ARMY NATIONAL GUARD</b>			<b>22,972</b>	<b>22,972</b>
<b>*** ARMY TOTAL FOR MAINTENANCE &amp; PRODUCTION FACILITIES</b>			<b>31,372</b>	<b>219,172</b>
<b>NAVY</b>				
NORTH ISLAND NAVAL AVIATION DEPOT	CALIFORNIA	COMPONENT REPR CLN RM FAC	4,340	4,340
WHITING FIELD NAVAL AIR STATION	FLORIDA	JPATS T-6A GSE/ACFT PAINT FACILITY	3,900	3,900
WHITING FIELD NAVAL AIR STATION	FLORIDA	JPATS T-6A OPS MAINT FAC	1,230	1,230
KINGS BAY TRIDENT REFIT FACILITY	GEORGIA	SAND BLASTING/PAINT FAC	5,200	5,200
CERRY POINT MARINE CORPS AIR STATION	NORTH CAROLINA	AIRCRAFT HANGAR IMPROVEMENTS	8,480	8,480
CERRY POINT NAVAL AVIATION DEPOT	NORTH CAROLINA	AIRCRAFT STRIPPING FACILITY ADDITION	7,540	7,540
NORFOLK NAVAL AIR STATION	VIRGINIA	AIRCRAFT MAINT HANGAR	13,300	13,300
NORFOLK NAVAL AIR STATION	VIRGINIA	AIRCRAFT MNT HANGAR	11,800	11,800
PUGET SND NA NSY BREMERTN	WASHINGTON	CHEMICAL METALLURGICAL LAB	9,400	9,400
<b>** NAVY</b>			<b>65,190</b>	<b>65,190</b>
<b>*** NAVY TOTAL FOR MAINTENANCE &amp; PRODUCTION FACILITIES</b>			<b>65,190</b>	<b>65,190</b>
<b>AIR FORCE</b>				
ELMENDORF AFB	ALASKA	UPGRADE HANGAR COMPLEX	11,600	11,600
EGLIN AFB	FLORIDA	PRECISION GUIDED MUNIT MAINTENANCE FACILIT	3,340	3,340
TYNDALL AFB	FLORIDA	F-22 ADAL MAINTENANCE FACILITY	18,500	18,500
HICKAM AFB	HAWAII	UPGRADE HANGAR COMPLEX	4,620	4,620
MALMSTROM AFB	MONTANA	MMIII MISSILE MAINTENANCE FACILITY	5,300	5,300
TINKER AFB	OKLAHOMA	DEPOT CORROSION CONTROL STRIP FACILITY	12,380	12,380
HILL AFB	UTAH	C-130 CORROSION CONTROL FACILITY (WCF)	16,500	16,500
MCCHORD AFB	WASHINGTON	C-17 ADD/ALTER NOSE DOCKS	3,750	3,750
FE WARREN AFB	WYOMING	MMIII MISSILE SERVICE COMPLEX	15,520	15,520
ROTA	SPAIN	ENHANCE ROTA, VARIOUS FACILITIES	5,052	5,052

Facility - 33

UNCLASSIFIED

## UNCLASSIFIED

## FY 2001 Military Construction Total Obligational Authority as Requested

Active, National Guard, and Reserve Forces  
By Type Of Facility  
(\$ Thousands)

Data as of FEB 2000

<u>Installation</u>	<u>Location</u>	<u>Project</u>	<u>Auth Amt</u>	<u>Appn Amt</u>
<b>** AIR FORCE</b>				
			96,562	96,562
AIR FORCE NATIONAL GUARD				
JACKSON			10,500	10,500
SALT LAKE CITY IAP	MISSISSIPPI	C-17 CORRISION CONTROL/MAINTENANCE HANGAR	10,300	10,300
	UTAH	UPGRADE AIRCRAFT MAINTENANCE COMPLEX		
<b>** AIR FORCE NATIONAL GUARD</b>			20,800	20,800
<b>*** AIR FORCE TOTAL FOR MAINTENANCE &amp; PRODUCTION FACILITIES</b>			117,362	117,362
SPECIAL OPERATIONS COMMAND				
EGLIN AFB AUXILIARY FIELD 9	FLORIDA	SOF AGE MAINTENANCE/DISPATCH COMPLEX	4,750	4,750
EGLIN AFB AUXILIARY FIELD 9	FLORIDA	SOF CORROSION CONTROL FACILITY	8,100	8,100
FORT CAMPBELL	KENTUCKY	SOF EQUIPMENT MAINTENANCE COMPLEX	4,500	4,500
FORT CAMPBELL	KENTUCKY	SOF TACTICAL EQUIPMENT COMPLEX	6,400	6,400
OCEANA NAVAL AIR STATION	VIRGINIA	SOF OPERATIONS SUPPORT FACILITY	3,400	3,400
TAEJU AB	KOREA	SOF TACTICAL EQUIP MAINTENANCE COMPLEX	1,450	1,450
<b>** SPECIAL OPERATIONS COMMAND</b>			28,600	28,600
OFFICE OF SECRETARY OF DEFENSE				
MANTA AIR BASE	ECUADOR	AIRCRAFT MAINTENANCE HANGER/NOSE/DOCK/APRO	6,723	6,723
MANTA AIR BASE	ECUADOR	EXPEDITIONARY MAINTENANCE FACILITIES	4,900	4,900
ARUBA	CURACAO/ARUBA	EXPEDITIONARY MAINTENANCE FACILITIES	860	860
ARUBA	CURACAO/ARUBA	SMALL EXPED. AIRCRAFT MAINT. HANGER/APRON	590	590
CURACAO	CURACAO/ARUBA	AIRCRAFT MAINTENANCE HANGER/NOSE/DOCK/APRO	9,200	9,200
CURACAO	CURACAO/ARUBA	EXPEDITIONARY MAINTENANCE FACILITIES	3,000	3,000
<b>** OFFICE OF SECRETARY OF DEFENSE</b>			25,273	25,273
<b>*** DEFENSE-WIDE TOTAL FOR MAINTENANCE &amp; PRODUCTION FACILITIES</b>			53,873	53,873
<b>TOTAL MAINTENANCE &amp; PRODUCTION FACILITIES</b>			267,797	455,597
R&D FACILITIES				
NAVY				
FORT HUEMEME NAVAL SHIP WPN SYS ENGR STA	CALIFORNIA	WEAPON COMBAT SYSTEM INTEG LAB	10,200	10,200
PT MUGU NAVAL AIR WARFARE CTR WFNS DIV	CALIFORNIA	RANGE OPS CTR ADDN & ALTER	11,400	11,400
WASHINGTON NAVAL RESEARCH LABORATORY	DISTRICT OF COLUMBIA	ATOMIC ENG MATLS PAC	12,390	
NEWPORT NAVAL UNDERWATER SYSTEMS CENTER	RHODE ISLAND	SHORE BASED LAUNCH FACILITY	4,150	4,150
DAHLGREN NAVAL SURFACE WARFARE CENTER	VIRGINIA	INNOV TEC & INFRASTRUCTURE	11,300	11,300
WALLOPS ISLAND AEGIS COMBAT SYSTEMS CENT	VIRGINIA	SPY 1-D T&E FACILITY ADDITION	3,300	3,300
<b>** NAVY</b>			52,740	40,350
<b>*** NAVY TOTAL FOR R&amp;D FACILITIES</b>			52,740	40,350
<b>TOTAL R&amp;D FACILITIES</b>			52,740	40,350
SUPPLY FACILITIES				
ARMY				
FORT BRAGG	NORTH CAROLINA	AMMO HOLDING AREA	12,600	12,600
RED RIVER ARMY DEPOT	TEXAS	AMMUNITION CONTAINER COMPLEX	800	800
<b>** ARMY</b>			13,400	13,400
<b>*** ARMY TOTAL FOR SUPPLY FACILITIES</b>			13,400	13,400
NAVY				
CAMP NAVAJO NAVY DETACHMENT	ARIZONA	MAGAZINE MODERNIZATION	2,940	2,940
<b>** NAVY</b>			2,940	2,940
<b>*** NAVY TOTAL FOR SUPPLY FACILITIES</b>			2,940	2,940

Facility - 34

UNCLASSIFIED

## UNCLASSIFIED

## FY 2001 Military Construction Total Obligational Authority as Requested

Active, National Guard, and Reserve Forces  
By Type Of Facility  
(\$ Thousands)

Data as of FEB 2000

<u>Installation</u>	<u>Location</u>	<u>Project</u>	<u>Auth Amt</u>	<u>Appn Amt</u>
<b>AIR FORCE</b>				
CAPE ROMANZOV AFS	ALASKA	GENERATOR FUEL STORAGE	3,900	3,900
EIELSON AFB	ALASKA	HAZARDOUS MATERIAL STORAGE	1,450	1,450
SCOTT AIR FORCE BASE	ILLINOIS	MUNITIONS STORAGE/LAND ACQUISITION	3,830	3,830
WHITEMAN AFB	MISSOURI	B-2 CONVENTIONAL MUNITIONS STORAGE IGLOOS	4,150	4,150
WHITEMAN AFB	MISSOURI	B-2 MUNITIONS ASSEMBLY AREA	7,900	7,900
DIEGO GARCIA	DIEGO GARCIA	MUNITIONS STORAGE IGLOOS	5,475	5,475
<b>** AIR FORCE</b>			26,705	26,705
<b>*** AIR FORCE TOTAL FOR SUPPLY FACILITIES</b>			26,705	26,705
<b>DEFENSE LOGISTICS AGENCY</b>				
DEF FUEL SUPPORT POINT NORTH ISLAND NAS	CALIFORNIA	REPLACE FUEL STORAGE TANKS	5,900	5,900
DEF FUEL SUPPORT POINT MCAS CHERRY POINT	NORTH CAROLINA	REPLACE FUEL STORAGE TANKS	5,700	5,700
DEF DISTRIBUTION NEW CUMBERLAND - DDSP	PENNSYLVANIA	REPLACE CONTROLLED HUMIDITY WAREHOUSE	13,000	13,000
DFSC OCEANA NAS	VIRGINIA	REPLACE FUEL STORAGE TANK	2,000	2,000
DEF FUEL SUPPORT POINT ANDERSEN AFB	GUAM	REPLACE FUEL STORAGE TANKS	16,000	16,000
DFSC SIGONELLA NAS	ITALY	REPLACE BULK FUEL STORAGE FACILITY	16,300	16,300
DEF FUEL SUPPORT POINT IWAKUNI	JAPAN	BULK FUEL STORAGE TANKS	22,400	22,400
MISAWA AB	JAPAN	BULK FUEL STORAGE TANKS	26,400	26,400
<b>** DEFENSE LOGISTICS AGENCY</b>			107,700	107,700
<b>*** DEFENSE-WIDE TOTAL FOR SUPPLY FACILITIES</b>			107,700	107,700
<b>TOTAL SUPPLY FACILITIES</b>			150,745	150,745
<b>HOSPITAL AND MEDICAL FACILITIES</b>				
<b>TRICARE MANAGEMENT ACTIVITY</b>				
WAINWRIGHT	ALASKA	HOSPITAL REPLACEMENT PHASE II		44,000
CAMP PENDLETON MARINE CORPS BASE	CALIFORNIA	PHOTC SUPPORT FACILITIES	2,900	2,900
CAMP PENDLETON MARINE CORPS BASE	CALIFORNIA	MEDICAL/DENTAL CLINIC REPL (HORNO)	3,950	3,950
CAMP PENDLETON MARINE CORPS BASE	CALIFORNIA	MEDICAL/DENTAL CLINIC REPL (LAS FLORES)	3,550	3,550
CAMP PENDLETON MARINE CORPS BASE	CALIFORNIA	MEDICAL/DENTAL CLINIC REPL (LAS PULGAS)	3,750	3,750
EDWARDS AFB	CALIFORNIA	MEDICAL CLINIC ADDITION/DENTAL CLINIC ALT	17,900	17,900
EGLIN AFB	FLORIDA	HOSPITAL ADDITION ALTERATION/LSU	37,600	37,600
PATRICK AFB	FLORIDA	MEDICAL CLINIC	2,700	2,700
TYNDALL AFB	FLORIDA	MEDICAL CLINIC ADDITION/ALTERATION	7,700	7,700
FT DRUM	NEW YORK	VETERINARY TREATMENT FACILITY	1,400	1,400
KITZINGEN	GERMANY	HEALTH/DENTAL CLINIC LIFE SAFETY UPGRADE	1,400	1,400
WIESBADEN AB	GERMANY	HEALTH/DENTAL CLINIC ADDITION/ALTERATION	7,187	7,187
NAPLES NAVAL SUPPORT ACTIVITY	ITALY	MEDICAL/DENTAL FACILITY REPLACEMENT	43,850	43,850
<b>** TRICARE MANAGEMENT ACTIVITY</b>			133,887	177,887
<b>*** DEFENSE-WIDE TOTAL FOR HOSPITAL AND MEDICAL FACILITIES</b>			133,887	177,887
<b>TOTAL HOSPITAL AND MEDICAL FACILITIES</b>			133,887	177,887
<b>ADMINISTRATIVE FACILITIES</b>				
<b>ARMY</b>				
REDSTONE ARSENAL	ALABAMA	SPACE AND MISSILE DEFENSE COMMAND BUILDING	23,400	23,400
DEFENSE SUPPLY CENTER COLUMBUS	OHIO	MILITARY ENTRANCE PROCESSING STATION	1,832	1,832
CARLISLE BARRACKS	PENNSYLVANIA	ACADEMIC RESEARCH FACILITY	10,500	10,500
DEFENSE DISTRIBUTION CENTER	PENNSYLVANIA	MILITARY ENTRANCE PROCESSING STATION	3,700	3,700
<b>** ARMY</b>			39,432	39,432
<b>*** ARMY TOTAL FOR ADMINISTRATIVE FACILITIES</b>			39,432	39,432
<b>NAVY</b>				
CAMP SMITH	HAWAII	CINCPAC HEADQUARTERS, INCREMENT II		35,600
VARIOUS LOCATIONS	WORLDWIDE VARIOUS	HOST NATION INFRASTR SUPP	142	142

Facility - 35

UNCLASSIFIED

## UNCLASSIFIED

## FY 2001 Military Construction Total Obligational Authority as Requested

Active, National Guard, and Reserve Forces  
By Type Of Facility  
(\$ Thousands)

Data as of FEB 2000

<u>Installation</u>	<u>Location</u>	<u>Project</u>	<u>Auth Amt</u>	<u>Appn Amt</u>
** NAVY			142	35,742
NAVY RESERVE				
NEW ORLEANS NAS	LOUISIANA	WAREHOUSE ADDITION FOR ADMIN SUPPORT	800	800
** NAVY RESERVE			800	800
*** NAVY TOTAL FOR ADMINSTRATIVE FACILITIES			942	36,542
AIR FORCE				
SCHRIEVER AFB	COLORADO	ADD TO OPERATIONAL SUPPORT FACILITY	8,450	8,450
** AIR FORCE			8,450	8,450
*** AIR FORCE TOTAL FOR ADMINSTRATIVE FACILITIES			8,450	8,450
DEFENSE FINANCE AND ACCOUNTING SERVICE				
KLEBER KASERNE	GERMANY	RENOVATE ADMIN FACILITY	7,500	7,500
** DEFENSE FINANCE AND ACCOUNTING SERVICE			7,500	7,500
DEFENSE THREAT REDUCTION AGENCY				
DARMSTADT	GERMANY	DARMSTADT	2,450	2,450
** DEFENSE THREAT REDUCTION AGENCY			2,450	2,450
*** DEFENSE-WIDE TOTAL FOR ADMINSTRATIVE FACILITIES			9,950	9,950
TOTAL ADMINSTRATIVE FACILITIES			58,774	94,374
TROOP HOUSING FACILITIES				
ARMY				
FT IRWIN	CALIFORNIA	BARRACKS COMPLEX - NORTH	31,000	31,000
FORT BENNING	GEORGIA	BARRACKS COMPLEX - KELLEY HILL PH 3B		24,000
FORT STEWART	GEORGIA	BARRACKS COMPLEX - HUNTER AAF PH1C		26,000
SCHOFIELD BARRACKS	HAWAII	BARRACKS COMPLEX - WILSON STREET PH 1B		46,400
WHEELER ARMY AIR FIELD	HAWAII	BARRACKS COMPLEX	43,800	43,800
FORT RILEY	KANSAS	BARRACKS COMPLEX - INFANTRY DRIVE PH 1C		15,000
FORT CAMPBELL	KENTUCKY	BARRACKS COMPLEX - MARKET GARDEN RD PH 2C		9,400
FORT LEONARD WOOD	MISSOURI	BASIC TRAINING COMPLEX PHIA	61,200	38,600
FORT BRAGG	NORTH CAROLINA	BARRACKS COMPLEX - BUTNER ROAD PH I	130,000	26,000
FORT BRAGG	NORTH CAROLINA	BARRACKS COMPLEX - LONGSTREET ROAD PH I	79,600	45,600
FORT BRAGG	NORTH CAROLINA	BARRACKS COMPLEX - TAGAYTAY STREET PH 2B		38,600
BAMBERG	GERMANY	BARRACKS COMPLEX - WARNER 7005	7,800	7,800
BAMBERG	GERMANY	BARRACKS COMPLEX - WARNER 7041	3,850	3,850
DARMSTADT	GERMANY	BARRACKS COMPLEX - CAMBRAI FRITSCH 4002	5,700	5,700
DARMSTADT	GERMANY	BARRACKS COMPLEX - KELLEY 4164	5,600	5,600
MANNHEIM	GERMANY	BARRACKS COMPLEX - COLEMAN II	4,050	4,050
CAMP HUMPHREYS	KOREA	BARRACKS COMPLEX	14,200	14,200
CAMP PAGE	KOREA	BARRACKS COMPLEX	19,500	19,500
KWAJALEIN ATOLL	KWAJALEIN	UNACCOMPANIED PERSONNEL HOUSING RENOVATION	18,000	18,000
** ARMY			424,300	423,100
*** ARMY TOTAL FOR TROOP HOUSING FACILITIES			424,300	423,100
NAVY				
LEMOORE NAVAL AIR STATION	CALIFORNIA	BEQ	8,260	8,260
WASHINGTON MARINE BARRACKS	DISTRICT OF COLUMBIA	BEQ	17,197	17,197
KANBOHE BAY MARINE CORPS AIR STATION	HAWAII	BACHELOR ENLISTED QUARTERS	18,400	18,400
PEARL HARBOR NAVAL STATION	HAWAII	BEQ	16,500	16,500
GREAT LAKES NAVAL TRAINING CENTER	ILLINOIS	RECRUIT BARRACKS	37,000	37,000
GREAT LAKES NAVAL TRAINING CENTER	ILLINOIS	RECRUIT BARRACKS	37,700	37,700
CAMP LEJEUNE MARINE CORPS BASE	NORTH CAROLINA	BEQ	14,300	14,300
NORFOLK VA NSY	VIRGINIA	BEQ	16,100	16,100
CONUS VARIOUS	CONUS VARIOUS	BEQ AND DINING FACILITY	11,500	11,500

Facility - 36

UNCLASSIFIED

UNCLASSIFIED

FY 2001 Military Construction Total Obligational Authority as Requested

Active, National Guard, and Reserve Forces  
By Type Of Facility  
(\$ Thousands)

Data as of FEB 2000

<u>Installation</u>	<u>Location</u>	<u>Project</u>	<u>Anth Amt</u>	<u>Appn Amt</u>
NAPLES NAVAL SUPPORT ACTIVITY	ITALY	BEQ	15,000	15,000
** NAVY			191,957	191,957
*** NAVY TOTAL FOR TROOP HOUSING FACILITIES			191,957	191,957
AIR FORCE				
EIELSON AFB	ALASKA	DORMITORY (120 RM)	14,540	14,540
ELMENDORF AFB	ALASKA	DORMITORY (144 RM)	15,920	15,920
PETERSON AFB	COLORADO	DORMITORY (144 RM)	11,000	11,000
EGLIN AFB	FLORIDA	UPGRADE DORMITORY (72 RM)	5,600	5,600
BARKSDALE AIR FORCE BASE	LOUISIANA	DORMITORY (96 RM)	6,390	6,390
TINKER AFB	OKLAHOMA	DORMITORY (96 RM)	5,800	5,800
LACKLAND AFB	TEXAS	DORMITORY (96 RM)	5,500	5,500
LANGLEY AFB	VIRGINIA	DORMITORY (96 RM)	7,470	7,470
AVIANO AIR BASE	ITALY	DORMITORY (102 RM)	8,000	8,000
OSAN AFB	KOREA	DORMITORY (156RM)	11,348	11,348
** AIR FORCE			91,568	91,568
*** AIR FORCE TOTAL FOR TROOP HOUSING FACILITIES			91,568	91,568
OFFICE OF SECRETARY OF DEFENSE				
MANTA AIR BASE	ECUADOR	EXPEDITIONARY VISITING AIRMEN QTRS/DINING	4,650	4,650
MANTA AIR BASE	ECUADOR	EXPEDITIONARY VISITING OFFICER QUARTERS	1,600	1,600
** OFFICE OF SECRETARY OF DEFENSE			6,250	6,250
*** DEFENSE-WIDE TOTAL FOR TROOP HOUSING FACILITIES			6,250	6,250
TOTAL TROOP HOUSING FACILITIES			714,075	712,875
COMMUNITY FACILITIES				
ARMY				
FORT DRUM	NEW YORK	CONSOLIDATED SOLDIER SUPPORT CENTER PHII		10,300
U S MILITARY ACADEMY	NEW YORK	CADET PHYSICAL DEVELOPMENT CENTER PH IIA		13,600
KAISERSLAUTERN	GERMANY	CHILD DEVELOPMENT CENTER	3,400	3,400
** ARMY			3,400	27,300
*** ARMY TOTAL FOR COMMUNITY FACILITIES			3,400	27,300
NAVY				
WASHINGTON COMMANDANT NAVAL DISTRICT	DISTRICT OF COLUMBIA	NAVY MUSEUM ANNEX	2,450	2,450
EARLE NAVAL WEAPONS STATION	NEW JERSEY	RECREATION CENTER	2,420	2,420
CAMP LEJEUNE MARINE CORPS BASE	NORTH CAROLINA	CHILD DEVELOPMENT CENTER	4,420	4,420
QUANTICO MARINE CORPS COMBAT DEV COMMAND	VIRGINIA	PHYSICAL TRAINING FACILITY	8,590	8,590
SIGONELLA NAVAL AIR STATION	ITALY	COMMUNITY FACILITIES	32,969	32,029
** NAVY			50,849	49,909
NAVY RESERVE				
NAVAL AIR STATION ATLANTA	GEORGIA	FITNESS CTR EXPANSION	2,650	2,650
** NAVY RESERVE			2,650	2,650
*** NAVY TOTAL FOR COMMUNITY FACILITIES			53,499	52,559
AIR FORCE				
DAVIS MONTHAN AFB	ARIZONA	FITNESS CENTER	7,900	7,900
LITTLE ROCK AFB	ARKANSAS	FITNESS CENTER	9,100	9,100
LOS ANGELES AFS	CALIFORNIA	FITNESS CENTER	6,580	6,580
US AIR FORCE ACADEMY	COLORADO	ADD/ALTER ATHLETIC FACILITIES	18,960	18,960
BOLLING AIR FORCE BASE	DISTRICT OF COLUMBIA	CHILD DEVELOPMENT CENTER	4,520	4,520
PATRICK AFB	FLORIDA	DEOMI FACILITY	12,970	12,970
MCGUIRE AFB	NEW JERSEY	FITNESS CENTER	9,772	9,772

Facility - 37

UNCLASSIFIED

## UNCLASSIFIED

## FY 2001 Military Construction Total Obligational Authority as Requested

Active, National Guard, and Reserve Forces  
By Type of Facility  
(\$ Thousands)

Data as of FEB 2000

<u>Installation</u>	<u>Location</u>	<u>Project</u>	<u>Auth Amt</u>	<u>Appn Amt</u>
** AIR FORCE			69,802	69,802
*** AIR FORCE TOTAL FOR COMMUNITY FACILITIES			69,802	69,802
DEPARTMENT OF DEFENSE DEPENDENT EDUCATION				
BREWSTER MS	NORTH CAROLINA	RUSSELL ES	5,914	5,914
LAUREL BAY IS	SOUTH CAROLINA	LAUREL BAY PS CLASSROOM ADDITION	804	804
HANAU	GERMANY	ARGONNER ES CLASSROOM ADDITION	1,026	1,026
HOHENFELS	GERMANY	HOHENFELS MS/HS	13,774	13,774
SCHWEINFURT	GERMANY	SCHWEINFURT ES CLASSROOM ADDITION	1,444	1,444
WUERZBURG	GERMANY	WUERZBURG ES CLASSROOM ADDITION	1,798	1,798
SIGONELLA	ITALY	SIGONELLA ES CLASSROOM ADDITION	971	971
RAF FELTWELL	UNITED KINGDOM	FELTWELL ES CLASSROOM ADDITION	1,287	1,287
RAF FELTWELL	UNITED KINGDOM	LAKENHEATH ES, UK	3,086	3,086
** DEPARTMENT OF DEFENSE DEPENDENT EDUCATION			30,104	30,104
DEFENSE LOGISTICS AGENCY				
DEF DISTRIBUTION NEW CUMBERLAND - DDSP	PENNSYLVANIA	CHILD DEVELOPMENT CENTER	4,700	4,700
DEFENSE GENERAL SUPPLY CENTER	VIRGINIA	EMERGENCY SERVICES FACILITY	4,500	4,500
** DEFENSE LOGISTICS AGENCY			9,200	9,200
*** DEFENSE-WIDE TOTAL FOR COMMUNITY FACILITIES			39,304	39,304
TOTAL COMMUNITY FACILITIES			166,005	188,965
UTILITY FACILITIES				
ARMY				
FORT BLISS	TEXAS	RAILYARD INFRASTRUCTURE	26,000	26,000
FT HOOD	TEXAS	RAILHEAD FACILITY - PHASE III	9,800	9,800
** ARMY			35,800	35,800
*** ARMY TOTAL FOR UTILITY FACILITIES			35,800	35,800
NAVY				
BEAUFORT MARINE CORPS AIR STATION	SOUTH CAROLINA	FLIGHTLINE FIRE SAFETY IMPROVEMENTS	3,140	3,140
PUGET SND WA NSY BREMERTN	WASHINGTON	OILY WASTEWATER COLLECTION	6,600	6,600
** NAVY			9,740	9,740
*** NAVY TOTAL FOR UTILITY FACILITIES			9,740	9,740
AIR FORCE				
BEALE AFB	CALIFORNIA	WATER TREATMENT PLANT & DISTRIBUTION LINE	3,800	3,800
VANDENBERG AFB	CALIFORNIA	UPGRADE WATER DISTRIBUTION SYSTEM	4,650	4,650
BUCKLEY AIR NATIONAL GUARD BASE	COLORADO	SBIRS POWER CONNECTION	2,750	2,750
EGLIN AUX 9	FLORIDA	UPGRADE ACCESS ROADS	5,600	5,600
MOODY AFB	GEORGIA	WATER TREATMENT PLANT	2,500	2,500
KUNSAN AIR BASE	KOREA	UPGRADE WATER DISTRIBUTION SYSTEM	6,400	6,400
OSAN AFB	KOREA	UPGRADE WATER DISTRIBUTION SYSTEM	10,600	10,600
** AIR FORCE			36,300	36,300
*** AIR FORCE TOTAL FOR UTILITY FACILITIES			36,300	36,300
NATIONAL SECURITY AGENCY				
FORT MEADE	MARYLAND	CRITICAL UTILITY CONTROL PHASE II	769	769
FORT MEADE	MARYLAND	ROUTE 32	3,459	3,459
** NATIONAL SECURITY AGENCY			4,228	4,228
*** DEFENSE-WIDE TOTAL FOR UTILITY FACILITIES			4,228	4,228

Facility - 38

UNCLASSIFIED



UNCLASSIFIED

FY 2001 Military Construction Total Obligational Authority as Requested

Active, National Guard, and Reserve Forces  
By Type Of Facility  
(\$ Thousands)

Data as of FEB 2000

<u>Installation</u>	<u>Location</u>	<u>Project</u>	<u>Auth Amt</u>	<u>Appn Amt</u>
TOTAL UTILITY FACILITIES			86,068	86,068
SUPPORTING ACTIVITIES				
AIR FORCE				
EGLIN AUX 9	FLORIDA	DEFENSE ACCESS ROADS		2,360
** AIR FORCE				2,360
*** AIR FORCE TOTAL FOR SUPPORTING ACTIVITIES				2,360
TOTAL SUPPORTING ACTIVITIES				2,360
ENERGY CONSERVATION				
UNDISTRIBUTED				
ENERGY CONSERVATION IMPROVEMENT PROGRAM	WORLDWIDE UNSPECIFIED	ENERGY CONSERVATION IMPROVEMENT PROGRAM	33,570	33,570
** UNDISTRIBUTED			33,570	33,570
*** DEFENSE-WIDE TOTAL FOR ENERGY CONSERVATION			33,570	33,570
TOTAL ENERGY CONSERVATION			33,570	33,570
UNSPECIFIED MINOR CONSTRUCTION				
ARMY				
UNSPECIFIED MINOR CONSTRUCTION	WORLDWIDE UNSPECIFIED	UNSPECIFIED MINOR CONSTRUCTION		15,000
** ARMY				15,000
ARMY NATIONAL GUARD				
UNSPECIFIED WORLDWIDE LOCATIONS	WORLDWIDE UNSPECIFIED	UNSPECIFIED MINOR		2,295
** ARMY NATIONAL GUARD				2,295
ARMY RESERVE				
UNSPECIFIED WORLDWIDE LOCATIONS	WORLDWIDE UNSPECIFIED	UNSPECIFIED MINOR CONSTRUCTION		1,917
** ARMY RESERVE				1,917
*** ARMY TOTAL FOR UNSPECIFIED MINOR CONSTRUCTION				19,212
NAVY				
Z/VARLOCS MINOR CONST	WORLDWIDE UNSPECIFIED	UNSPECIFIED MINOR CONSTRUCTION		7,659
** NAVY				7,659
*** NAVY TOTAL FOR UNSPECIFIED MINOR CONSTRUCTION				7,659
AIR FORCE				
UNSPECIFIED WORLDWIDE LOCATIONS	WORLDWIDE UNSPECIFIED	UNSPECIFIED MINOR CONSTRUCTION - AIR FORCE		9,850
** AIR FORCE				9,850
AIR FORCE NATIONAL GUARD				
UNSPECIFIED WORLDWIDE LOCATIONS	WORLDWIDE UNSPECIFIED	UNSPECIFIED MINOR CONSTRUCTION		4,000
** AIR FORCE NATIONAL GUARD				4,000
AIR FORCE RESERVE				
UNSPECIFIED WORLDWIDE LOCATIONS	WORLDWIDE UNSPECIFIED	UNSPECIFIED MINOR CONSTRUCTION	4,115	4,115
** AIR FORCE RESERVE			4,115	4,115
*** AIR FORCE TOTAL FOR UNSPECIFIED MINOR CONSTRUCTION			4,115	17,965

Facility - 39

UNCLASSIFIED

UNCLASSIFIED

FY 2001 Military Construction Total Obligational Authority as Requested

Active, National Guard, and Reserve Forces  
By Type Of Facility  
(\$ Thousands)

Data as of FEB 2000

<u>Installation</u>	<u>Location</u>	<u>Project</u>	<u>Auth Amt</u>	<u>Appn Amt</u>
DEFENSE FINANCE AND ACCOUNTING SERVICE UNSPECIFIED MINOR CONSTRUCTION	WORLDWIDE UNSPECIFIED	MINOR CONSTRUCTION		1,500
** DEFENSE FINANCE AND ACCOUNTING SERVICE				1,500
BALLISTIC MISSILE DEFENSE ORGANIZATION UNSPECIFIED WORLDWIDE LOCATIONS	WORLDWIDE UNSPECIFIED	UNSPECIFIED MINOR CONSTRUCTION		3,694
** BALLISTIC MISSILE DEFENSE ORGANIZATION				3,694
JOINT CHIEFS OF STAFF UNSPECIFIED WORLDWIDE LOCATIONS	WORLDWIDE UNSPECIFIED	UNSPECIFIED MINOR CONSTRUCTION		6,196
** JOINT CHIEFS OF STAFF				6,196
UNDISTRIBUTED UNSPECIFIED WORLDWIDE LOCATIONS	WORLDWIDE UNSPECIFIED	MINOR CONSTRUCTION		3,000
** UNDISTRIBUTED				3,000
*** DEFENSE-WIDE TOTAL FOR UNSPECIFIED MINOR CONSTRUCTION				14,390
TOTAL UNSPECIFIED MINOR CONSTRUCTION			4,115	59,226
PLANNING & DESIGN				
ARMY				
UNSPECIFIED WORLDWIDE LOCATIONS	WORLDWIDE UNSPECIFIED	HOST NATION, ARMY		22,600
UNSPECIFIED WORLDWIDE LOCATIONS	WORLDWIDE UNSPECIFIED	PLANNING AND DESIGN, ARMY		72,106
** ARMY				94,706
ARMY NATIONAL GUARD UNSPECIFIED WORLDWIDE LOCATIONS	WORLDWIDE UNSPECIFIED	PLANNING AND DESIGN		4,232
** ARMY NATIONAL GUARD				4,232
ARMY RESERVE UNSPECIFIED WORLDWIDE LOCATIONS	WORLDWIDE UNSPECIFIED	PLANNING AND DESIGN		6,400
** ARMY RESERVE				6,400
*** ARMY TOTAL FOR PLANNING & DESIGN				105,338
NAVY				
Z/VARLOCS MINOR CONST	WORLDWIDE UNSPECIFIED	MCON DESIGN FUNDS		63,335
** NAVY				63,335
NAVY RESERVE Z/VARLOCS MINOR CONS	WORLDWIDE UNSPECIFIED	MCNR DESIGN FUNDS	1,521	1,521
** NAVY RESERVE			1,521	1,521
*** NAVY TOTAL FOR PLANNING & DESIGN			1,521	64,856
AIR FORCE				
UNSPECIFIED WORLDWIDE LOCATIONS	WORLDWIDE UNSPECIFIED	VARIOUS-PLANNING AND DESIGN - AIR FORCE		54,237
** AIR FORCE				54,237
AIR FORCE NATIONAL GUARD UNSPECIFIED WORLDWIDE LOCATIONS	WORLDWIDE UNSPECIFIED	UNSPECIFIED PLANNING & DESIGN		9,119
** AIR FORCE NATIONAL GUARD				9,119
AIR FORCE RESERVE				

UNCLASSIFIED

FY 2001 Military Construction Total Obligational Authority as Requested

Active, National Guard, and Reserve Forces  
By Type Of Facility  
(\$ Thousands)

Data as of FEB 2000

<u>Installation</u>	<u>Location</u>	<u>Project</u>	<u>Auth Amt</u>	<u>Appn Amt</u>
UNSPECIFIED WORLDWIDE LOCATIONS	WORLDWIDE UNSPECIFIED	PLANNING AND DESIGN	2,304	2,304
** AIR FORCE RESERVE			2,304	2,304
*** AIR FORCE TOTAL FOR PLANNING & DESIGN			2,304	65,660
TRICARE MANAGEMENT ACTIVITY UNSPECIFIED WORLDWIDE LOCATIONS	WORLDWIDE UNSPECIFIED	PLANNING AND DESIGN		22,000
** TRICARE MANAGEMENT ACTIVITY				22,000
SPECIAL OPERATIONS COMMAND UNSPECIFIED WORLDWIDE LOCATIONS	WORLDWIDE UNSPECIFIED	PLANNING AND DESIGN		3,790
** SPECIAL OPERATIONS COMMAND				3,790
DEFENSE THREAT REDUCTION AGENCY UNSPECIFIED WORLDWIDE LOCATIONS	WORLDWIDE UNSPECIFIED	PLANNING AND DESIGN		2,600
** DEFENSE THREAT REDUCTION AGENCY				2,600
BALLISTIC MISSILE DEFENSE ORGANIZATION UNSPECIFIED WORLDWIDE LOCATIONS	WORLDWIDE UNSPECIFIED	PLANNING AND DESIGN		14,729
** BALLISTIC MISSILE DEFENSE ORGANIZATION				14,729
OFFICE OF SECRETARY OF DEFENSE UNSPECIFIED WORLDWIDE LOCATIONS	WORLDWIDE UNSPECIFIED	OSD PLANNING AND DESIGN		2,900
** OFFICE OF SECRETARY OF DEFENSE				2,900
DEFENSE INTELLIGENCE AGENCY UNSPECIFIED WORLDWIDE LOCATIONS	WORLDWIDE UNSPECIFIED	DIA PLANNING AND DESIGN		6,786
** DEFENSE INTELLIGENCE AGENCY				6,786
DEFENSE LOGISTICS AGENCY VARIOUS WORLDWIDE LOCATIONS	WORLDWIDE UNSPECIFIED	PLANNING AND DESIGN		1,800
** DEFENSE LOGISTICS AGENCY				1,800
UNDISTRIBUTED UNSPECIFIED WORLDWIDE LOCATIONS	WORLDWIDE UNSPECIFIED	DEFENSE LEVEL PLANNING AND DESIGN		24,000
** UNDISTRIBUTED				24,000
*** DEFENSE-WIDE TOTAL FOR PLANNING & DESIGN				78,605
TOTAL PLANNING & DESIGN			3,825	314,459
BASE REALIGNMENT & CLOSURE ACCOUNT				
ARMY				
BASE REALIGNMENT & CLOSURE, ARMY	WORLDWIDE UNSPECIFIED	DEFENSE LEVEL ACTIVITIES - ARMY	307,357	307,357
** ARMY			307,357	307,357
*** ARMY TOTAL FOR BASE REALIGNMENT & CLOSURE ACCOUNT			307,357	307,357
NAVY				
BASE REALIGNMENT & CLOSURE, NAVY	WORLDWIDE UNSPECIFIED	DEFENSE LEVEL ACTIVITES - NAVY	472,120	472,120
** NAVY			472,120	472,120
*** NAVY TOTAL FOR BASE REALIGNMENT & CLOSURE ACCOUNT			472,120	472,120
AIR FORCE				

Facility - 41

UNCLASSIFIED

UNCLASSIFIED

FY 2001 Military Construction Total Obligational Authority as Requested

Active, National Guard, and Reserve Forces  
By Type Of Facility  
(\$ Thousands)

Data as of FEB 2000

<u>Installation</u>	<u>Location</u>	<u>Project</u>	<u>Auth Amt</u>	<u>Appn Amt</u>
BASE REALIGNMENT & CLOSURE, AIR FORCE	WORLDWIDE UNSPECIFIED	DEFENSE LEVEL ACTIVITES - AIR FORCE	369,652	369,652
** AIR FORCE			369,652	369,652
*** AIR FORCE TOTAL FOR BASE REALIGNMENT & CLOSURE ACCOUNT			369,652	369,652
DEFENSE LOGISTICS AGENCY				
BASE REALIGNMENT & CLOSURE, DEFENSE	WORLDWIDE UNSPECIFIED	DEFENSE LEVEL ACTIVITIES	25,240	25,240
** DEFENSE LOGISTICS AGENCY			25,240	25,240
*** DEFENSE-WIDE TOTAL FOR BASE REALIGNMENT & CLOSURE ACCOUNT			25,240	25,240
TOTAL BASE REALIGNMENT & CLOSURE ACCOUNT			1,174,369	1,174,369
NATO SECURITY INVESTMENT PROGRAM				
OFFICE OF SECRETARY OF DEFENSE				
NATO SECURITY INVESTMENT PROGRAM	WORLDWIDE UNSPECIFIED	NATO SECURITY INVESTMENT PROGRAM	201,000	190,000
** OFFICE OF SECRETARY OF DEFENSE			201,000	190,000
*** DEFENSE-WIDE TOTAL FOR NATO SECURITY INVESTMENT PROGRAM			201,000	190,000
TOTAL NATO SECURITY INVESTMENT PROGRAM			201,000	190,000
OTHER				
TRICARE MANAGEMENT ACTIVITY				
UNSPECIFIED WORLDWIDE LOCATIONS	WORLDWIDE UNSPECIFIED	UNSPECIFIED MINOR CONSTRUCTION		3,000
** TRICARE MANAGEMENT ACTIVITY				3,000
*** DEFENSE-WIDE TOTAL FOR OTHER				3,000
TOTAL OTHER				3,000

## UNCLASSIFIED

## FY 2001 Family Housing Total Obligational Authority as Requested

By Type Of Facility  
(\$ Thousands)

Data as of FEB 2000

<u>Installation</u>	<u>Location</u>	<u>Project</u>	<u>Auth Amt</u>	<u>Appn Amt</u>
<b>FAMILY HOUSING, ARMY</b>				
FORT HUACHUCA	ARIZONA	FORT HUACHUCA, AZ (110)	16,224	16,224
SCHOFIELD BARRACKS	HAWAII	SCHOFIELD BARRACKS, HI (72)	15,500	15,500
FORT CAMPBELL	KENTUCKY	FORT CAMPBELL, KY (56)	7,800	7,800
FORT DETRICK	MARYLAND	FORT DETRICK, MD (48)	5,600	5,600
FORT BRAGG	NORTH CAROLINA	FORT BRAGG, NC (112)	14,600	14,600
FORT JACKSON	SOUTH CAROLINA	FORT JACKSON, SC (1)	250	250
FORT BLISS	TEXAS	FORT BLISS, TX (64)	10,200	10,200
CAMP HUMPHREYS	KOREA	CAMP HUMPHREYS KOREA (60)	21,800	21,800
UNSPECIFIED WORLDWIDE LOCATIONS	WORLDWIDE UNSPECIFIED	CONSTRUCTION IMPROVEMENT	63,590	63,590
		PLANNING AND DESIGN	6,542	6,542
		FURNISHINGS ACCOUNT		44,374
		MANAGEMENT ACCOUNT		90,286
		MISCELLANEOUS ACCOUNT		855
		SERVICES ACCOUNT		44,855
		UTILITIES ACCOUNT		198,101
		LEASING		202,011
		MAINTENANCE OF REAL PROPERTY		397,792
		INTEREST PAYMENT		1
			-----	-----
TOTAL ARMY			162,106	1,140,381
<b>FAMILY HOUSING, NAVY</b>				
LEMOORE NAVAL AIR STATION	CALIFORNIA	REPLACEMENT, NAS LEMOORE, CA (160 HOMES)	27,768	27,768
TWENTYNINE PALMS	CALIFORNIA	REPL CONST (79 UNITS)	13,923	13,923
KANEHOE BAY MARINE CORPS AIR STATION	HAWAII	REPLACE CAPEHART SOUTH	21,910	21,910
NAVAL COMPLEX, OAHU	HAWAII	REPLACE, CNB PEARL HARBOR, HI (98 HOME	22,230	22,230
NAVAL COMPLEX, OAHU	HAWAII	REPLACEMENT, CNB PEARL HARBOR (112 HOMES)	23,654	23,654
NAVAL COMPLEX, OAHU	HAWAII	REPLACEMENT, CNB PEARL HARBOR, HI (62 HOME	14,237	14,237
BRUNSWICK NAVAL AIR STATION	MAINE	REPLACE/NEW ENLISTED HOMES	18,722	18,722
WHIDBEY ISLAND NAVAL AIR STATION	WASHINGTON	REPLACE/NEW JR ENLISTED HOMES	16,873	16,873
UNSPECIFIED WORLDWIDE LOCATIONS	WORLDWIDE UNSPECIFIED	CONSTRUCTION IMPROVEMENTS	183,547	183,547
		PLANNING	19,958	19,958
		FURNISHINGS ACCOUNT		30,884
		MANAGEMENT ACCOUNT		84,914
		MISCELLANEOUS ACCOUNT		1,239
		SERVICES ACCOUNT		63,953
		UTILITIES ACCOUNT		165,057
		LEASING		142,690
		MAINTENANCE OF REAL PROPERTY		393,830
		MORTGAGE INSURANCE PREMIUMS		71
			-----	-----
TOTAL NAVY			362,822	1,245,460
<b>FAMILY HOUSING, AIR FORCE</b>				
BOLLING AIR FORCE BASE	DISTRICT OF COLUMBIA	BOLLING AFB-REPLACE MFH (136 UNITS)	17,137	17,137
CAVALIER	NORTH DAKOTA	CAVALIER-REPLACE MFH (2 UNITS)	443	443
MINOT AFB	NORTH DAKOTA	MINOT AFB-REPLACE MFH (134 UNITS)	19,097	19,097
UNSPECIFIED WORLDWIDE LOCATIONS	WORLDWIDE UNSPECIFIED	CONSTRUCTION IMPROVEMENTS	174,046	174,046
		PLANNING	12,760	12,760
		FURNISHING ACCOUNT	-38,180	
		FURNISHING ACCOUNT	38,180	38,180
		MANAGEMENT ACCOUNT	-55,685	
		MANAGEMENT ACCOUNT	55,685	55,685
		MISCELLANEOUS		2,332
		SERVICES ACCOUNT	-27,997	
		SERVICES ACCOUNT	27,997	27,997
		UTILITIES		158,959
		LEASING		114,628
		MAINTENANCE		428,456
		MORTGAGE INSURANCE PREMIUMS		34
			-----	-----
TOTAL AIR FORCE			223,483	1,049,754
<b>FAMILY HOUSING, NATIONAL SECURITY AGENCY</b>				

Facility - 43

UNCLASSIFIED

UNCLASSIFIED

FY 2001 Family Housing Total Obligational Authority as Requested

By Type Of Facility  
(\$ Thousands)

Data as of FEB 2000

<u>Installation</u>	<u>Location</u>	<u>Project</u>	<u>Auth Amt</u>	<u>Appn Amt</u>
		SERVICES ACCOUNT		1,084
		LEASING		12,554
		MAINTENANCE OF REAL PROPERTY		653
			-----	-----
TOTAL NATIONAL SECURITY AGENCY				14,291
FAMILY HOUSING, DEFENSE INTELLIGENCE AGENCY				
		FURNISHINGS ACCOUNT		3,564
		LEASING		25,924
			-----	-----
TOTAL DEFENSE INTELLIGENCE AGENCY				29,488
FAMILY HOUSING, DEFENSE LOGISTICS AGENCY				
		FURNISHINGS ACCOUNT		22
		MANAGEMENT ACCOUNT		271
		SERVICES ACCOUNT		77
		UTILITIES ACCOUNT		421
		MAINTENANCE OF REAL PROPERTY		316
			-----	-----
TOTAL DEFENSE LOGISTICS AGENCY				1,107
			-----	-----
TOTAL DEFENSE-WIDE				44,886

Facility - 44

UNCLASSIFIED